

Washington Update

Jan. 30, 2026

Lauren Schapker, Vice President, Legislative Affairs



Agenda:

Fiscal Year 2026 Appropriations

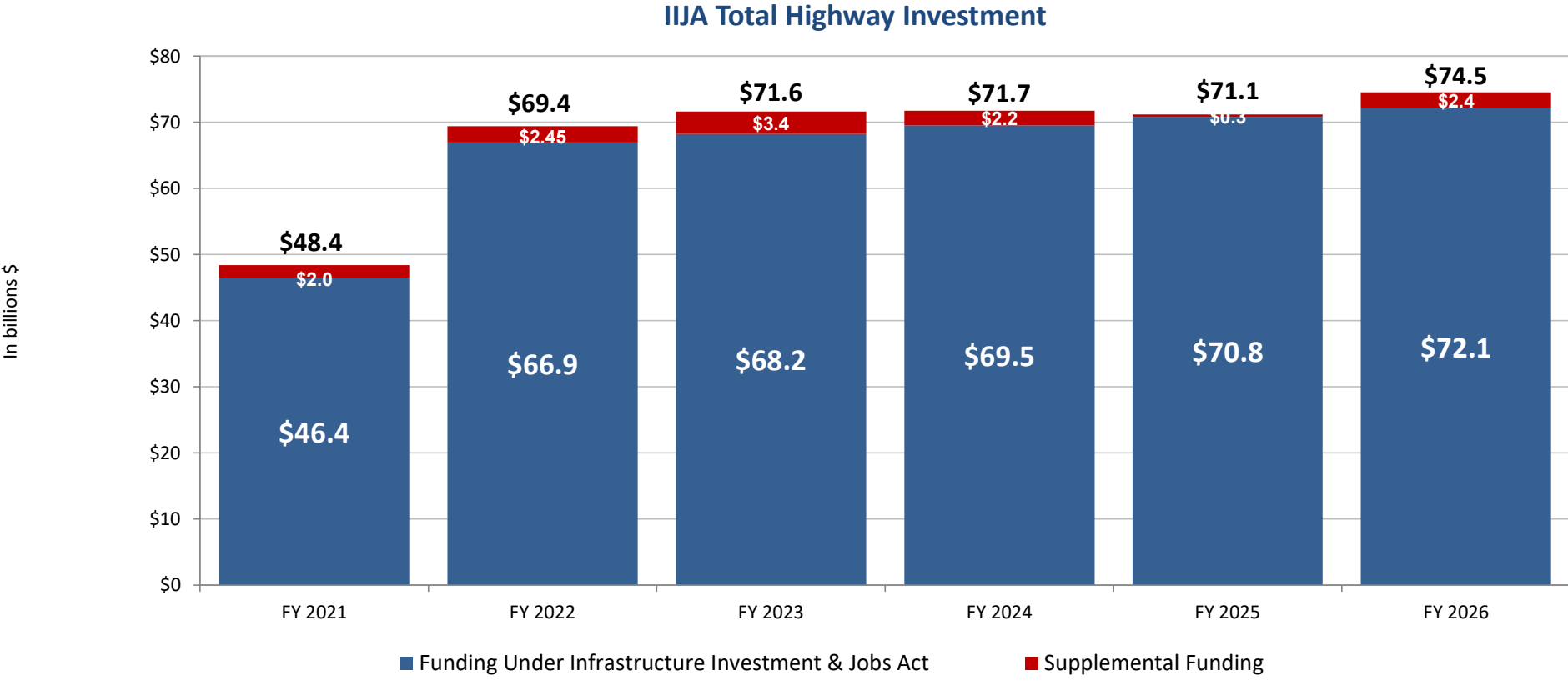
Permitting Reform

Surface Transportation Reauthorization

Regulatory Highlights

Questions

Increase in Federal-Aid Investment Supporting Record Market Growth



Source: FHWA final notices for annual highway program obligations and supplemental programs, Infrastructure Investment & Jobs Act



SNAPSHOT OF ANNUAL FEDERAL TRANSPORTATION APPROPRIATIONS FY2021-2026							
Program	FY 2021 Final	FY 2022 Final	FY 2023 Final	FY 2024 Final	FY 2025 Final	FY 2026 Final	% Change FY21 to FY26
Highways							
IIJA Highway Program (HTF & GF)	\$46.365 billion	\$66.927 billion	\$68.219 billion	\$69.55 billion	\$70.77 billion	\$72.111 billion	
Supplemental Highway Investment via Appropriations (GF)	\$2 billion	\$2.445 billion	\$3.418 billion	\$2.22 billion	\$341 million	\$2.396 billion	
Total Highway Investment	\$48.36 billion	\$69.372 billion	\$71.637 billion	\$71.749 billion	\$71.111 billion	\$74.507 billion	54%
Airports							
Airport Improvement Program (AATF)	\$3.35 billion	\$3.35 billion	\$3.35 billion	\$3.35 billion	\$4 billion	\$4 billion	
Mandatory Airport Spending in IIJA (GF)		\$5 billion	\$5 billion	\$5 billion	\$5 billion	\$5 billion	
Supplemental Airport Investment via Appropriations (GF)	\$400 million	\$554 million	\$559 million	\$532 million	\$50 million	\$577 million	
Total Airport Capital Investment	\$3.75 billion	\$8.904 billion	\$8.909 billion	\$8.88 billion	\$9.05 billion	\$9.577 billion	155%
Mass Transit							
IIJA Capital Investment Grants (GF)	\$2.14 billion	\$3.848 billion	\$4.235 billion	\$3.805 billion	\$3.805 billion	\$3.3 billion	
IIJA Transit Formula Grants (HTF & GF)	\$10.15 billion	\$16.005 billion	\$16.284 billion	\$16.64 billion	\$17 billion	\$17.292 billion	
Supplemental Transit Investment via Appropriations (GF)	\$458 million	\$504 million	\$542 million	\$252 million	\$46 million	\$211 million	
Total Transit Investment	\$12.75 billion	\$20.357 billion	\$21.061 billion	\$20.697 billion	\$20.851 billion	\$20.803 billion	63%
BUILD/RAISE/TIGER Grants via Appropriations (GF)	\$1 billion	\$775 million	\$800 million	\$345 million	\$345 million	\$145 million	
Mandatory Multi-Modal Grant Spending in IIJA (GF)		\$3.8 billion	\$3.8 billion	\$3.8 billion	\$3.8 billion	\$3.8 billion	
Total Multimodal Capital Investment	\$1 billion	\$4.575 billion	\$4.6 billion	\$4.145 billion	\$4.145 billion	\$3.96 billion	296%

Outlook: Comprehensive Permitting Reform

House passed SPEED Act, Dec. 2025

- NEPA reforms; Judicial Review;

Bipartisan Senate effort pursued;

- Currently stalled due to Trump administration action





IIJA Through Sept. 30, 2025: The National Picture



\$247B committed to road and bridge projects



109,000 total improvements underway



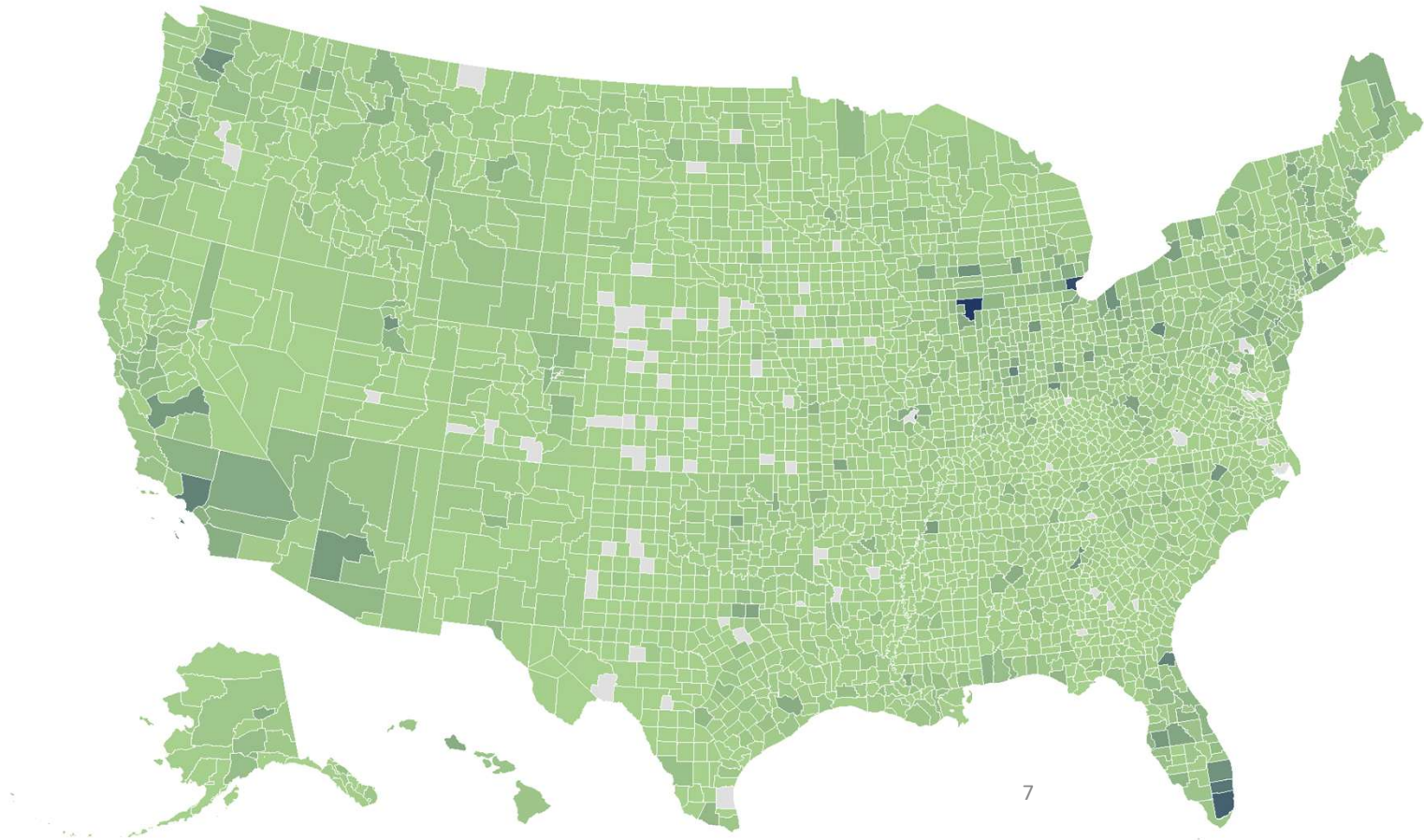
34% more bridges repaired



9 out of top 10 freight bottlenecks addressed

Location of New Project Commitments Since FY 2022

Number of New Project Commitments 0 542

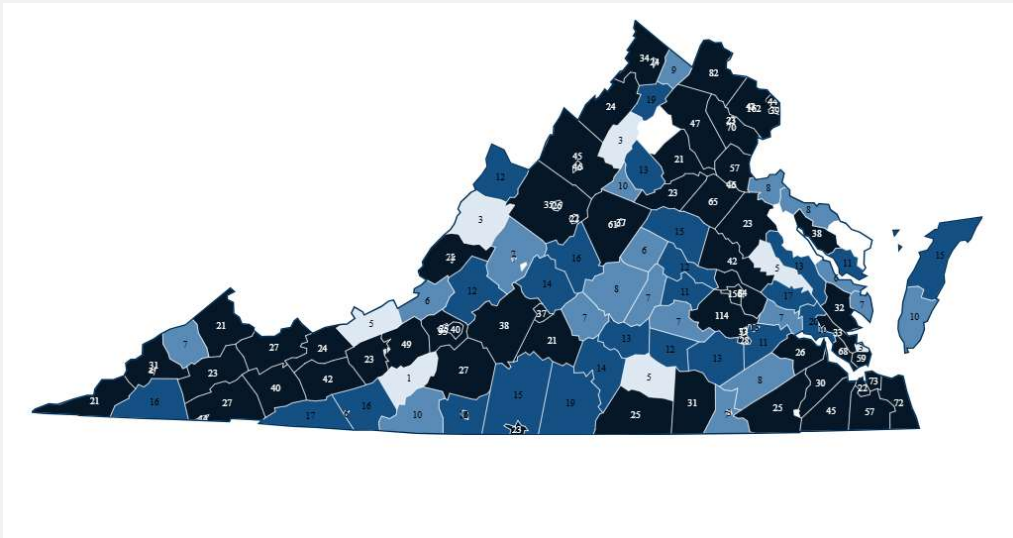


7

Source: U.S. DOT data, does not include statewide projects.

Powered by Bing
© GeoNames, Microsoft, TomTom

Virginia By the Numbers



The IIJA supports projects in nearly every VA county.

3,733 total project commitments

Top formula projects:

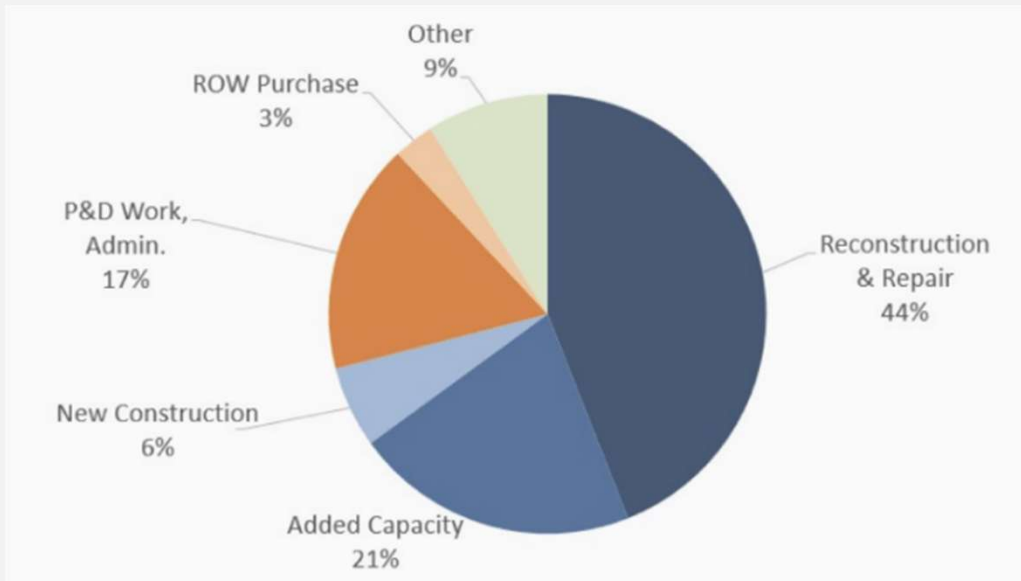
- I-64 HRBT Expansion-\$232m
- Hampton Roads Districtwide-\$147m
- Staunton Districtwide-\$107m

Top grant projects:

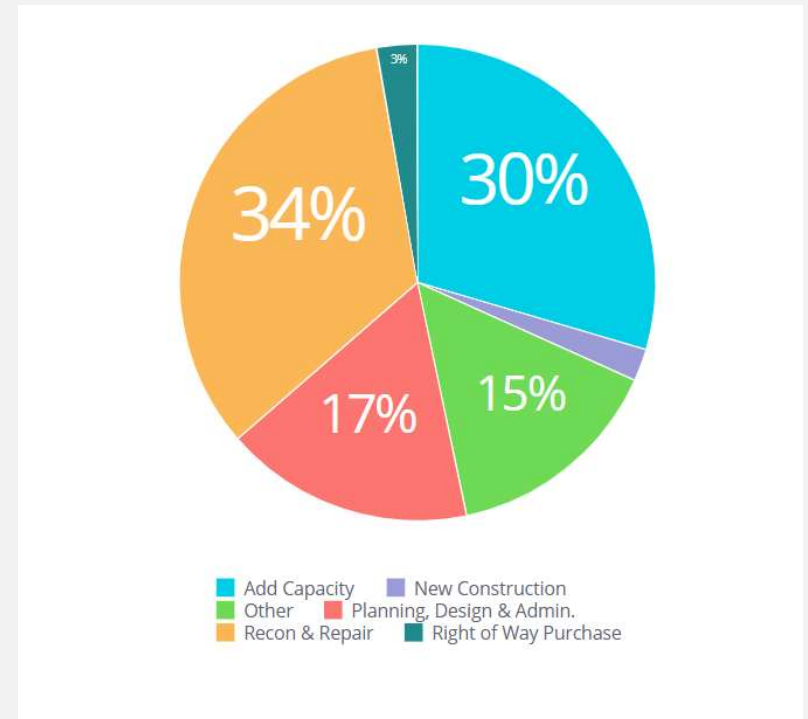
- I-64 widening
- Eastern Shore Rail Trail
- Long Bridge Bike/Ped

Value of Federal-Aid Projects by Type of Work

U.S. Average



Virginia



Major Southern Region Projects Supported By IIJA Discretionary Grant Funding

Dollar Amounts Indicate IIJA Grant Totals

- KY/OH: Brent Spence Bridge Corridor Project

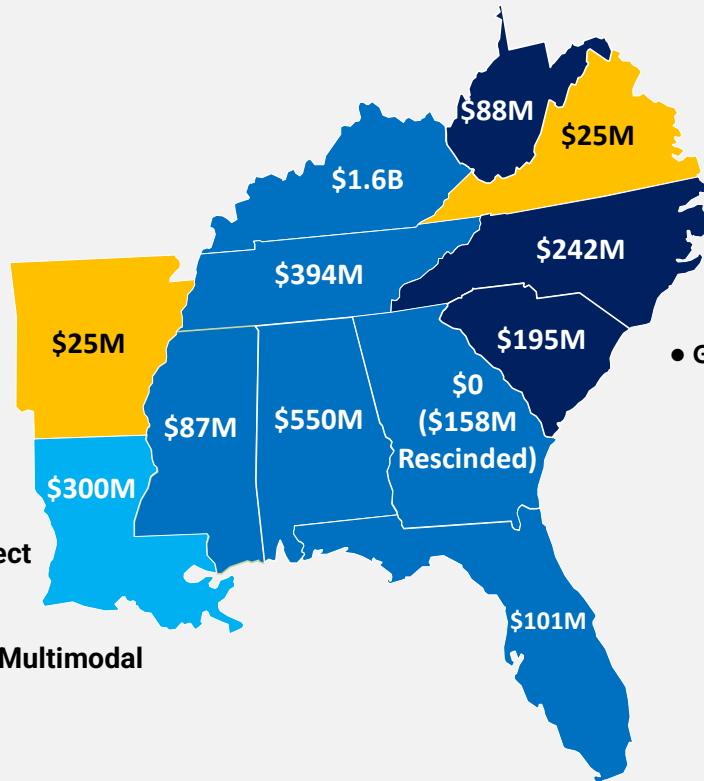
- AR: I-49 Extension

- TN/AR: I-55 Over the Mississippi River

- MS: Improvements to the I-20/I-55

- LA: Louisiana International Terminal Project

- AL: I-10 Mobile River Bridge and Bayway Multimodal Project



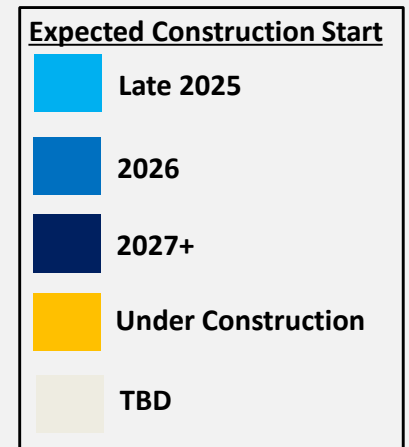
- WV/OH: Market Street Bridge

- VA: I-64 Widening Project (Segment A)

- NC: Replacement of the Cape Fear Memorial Bridge

- SC: I-526 Long Point Road Project

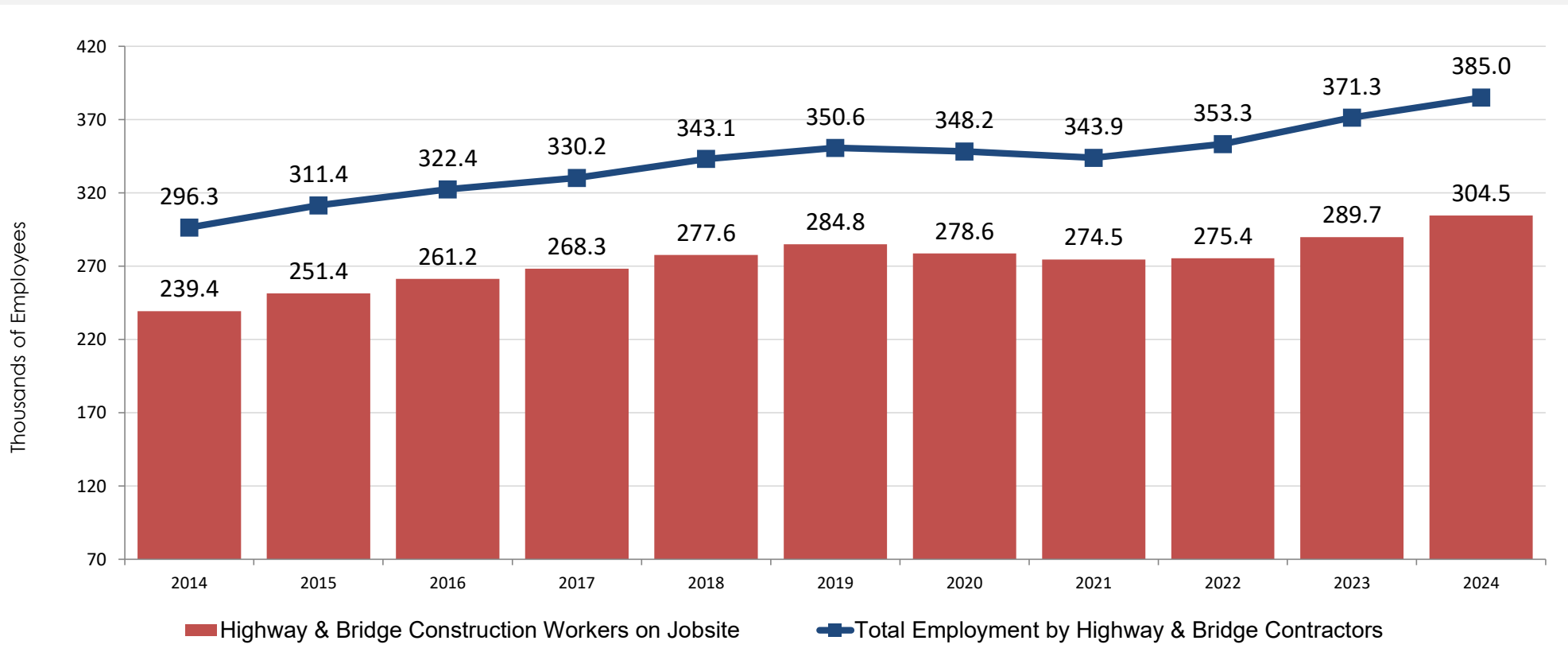
- GA: The Stitch: Reconnecting Downtown and Midtown Atlanta
Project expected to proceed with state/local funds



- FL: Venetian Causeway Bridge Replacement Project

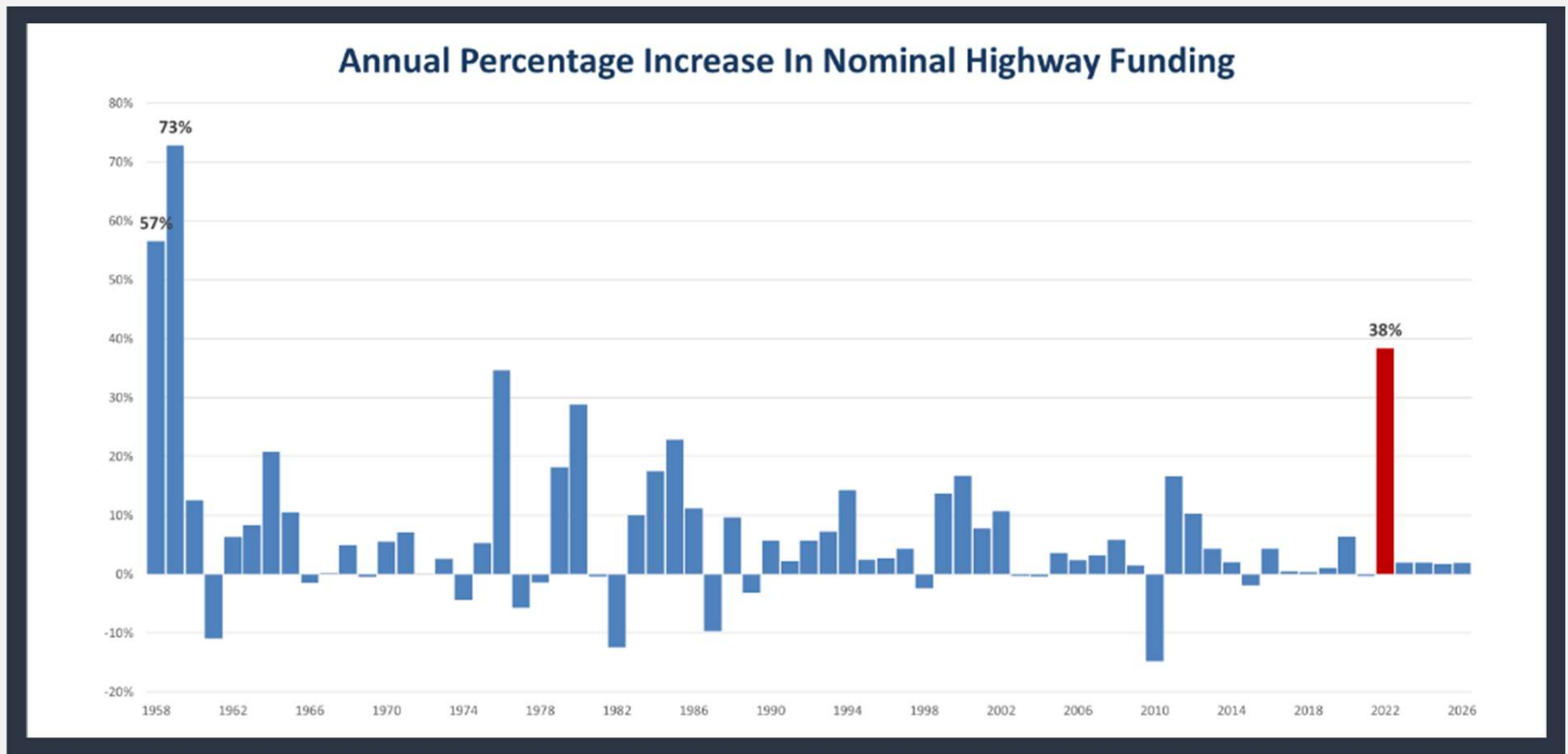
Source: ARTBA analysis of FHWA grant data and state and local project data. For projects with an expected construction start window spanning more than one year, the latter year was assumed in the figure. The dollar totals do not include any formula funding committed to the project.

Average Highway, Street, & Bridge Contractors Employment up 40k+ Since 2021

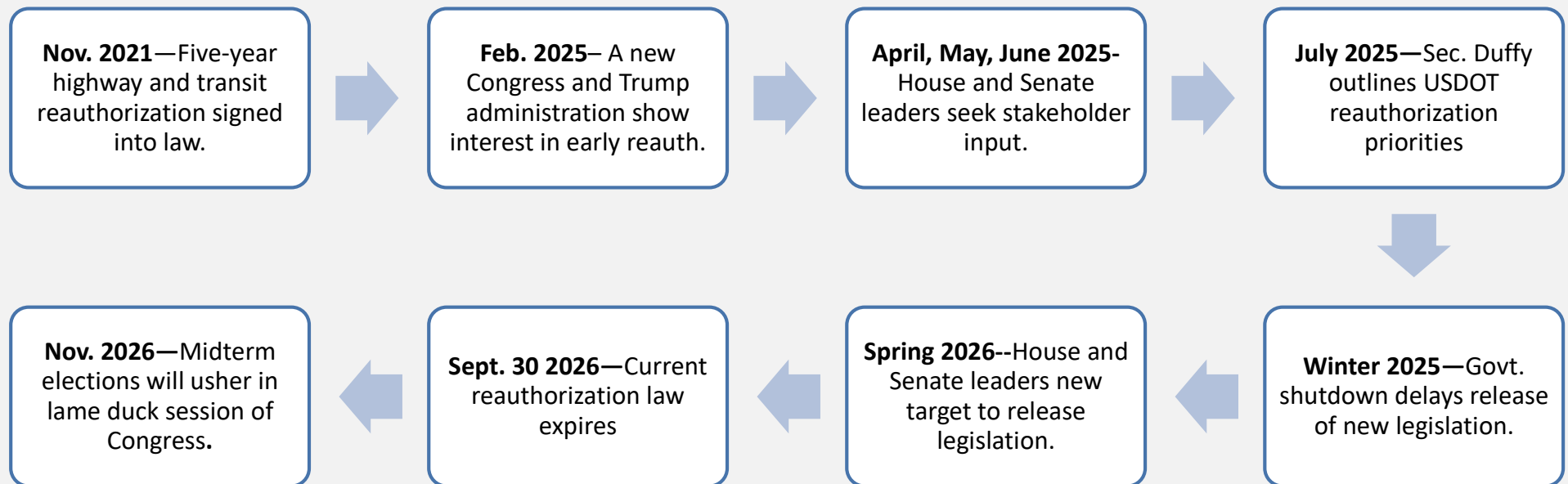


Source: U.S Bureau of Labor Statistics, Current Employment Situation, average employment through November.

Surface Transportation Reauthorization



Status: Surface Transportation Reauthorization



Key Players: Surface Transportation Reauthorization

We need to get back to building, and that starts with legislation focused specifically on improving our roads, bridges, and other surface transportation infrastructure.

House Transportation & Infrastructure Committee Chairman Sam Graves (R-Mo.)



The T&I Committee must keep the investments of last Congress going to create good-paying jobs and deliver safer, cleaner, greener and more accessible transportation to communities across America.



House Transportation & Infrastructure Committee Ranking Member Rick Larsen D-Wash.

It will take collaboration from my Senate colleagues, the Trump administration, and our stakeholders to complete the bill before the IIJA expires in September of 2026.

Senate Environment and Public Works Committee Chairman Shelley Moore Capito (R-W.Va.)



Our directive is clear: work together to build on the early successes of the IIJA and further improve our transportation infrastructure.



Senate Environment and Public Works Committee Ranking Member Sheldon Whitehouse (D-R.I.)

The Great Unknown(s)



Search for Revenue



Fate of Transit



Bipartisanship?



Trump Factor

Regulatory Highlights

OSHA PROPOSED
HEAT STANDARD



GREENHOUSE GAS
PERFORMANCE MEASURE

DISADVANTAGED
BUSINESS ENTERPRISE
PROGRAM



BUY AMERICA

WATERS OF THE
UNITED STATES



ONE FEDERAL DECISION

Thank You
Ischapker@artba.org
