

2024 SMFM PROGRAM DIRECTOR UPDATE

February 12, 2024

The American Board of Obstetrics and Gynecology (ABOG) recognizes that patients have diverse gender identities and is striving to use gender-inclusive language in its publications, literature, and other printed and digital materials. In some instances, ABOG uses the word “woman” (and the pronouns “she” and “her”) to describe patients or individuals whose sex assigned at birth was female, whether they identify as female, male, or non-binary. As gender language continues to evolve in the scientific and medical communities, ABOG will periodically reassess this usage and will make appropriate adjustments as necessary. When describing or referencing study populations used in research, ABOG will use the gender terminology reported by the study investigators.

ABOG DIVISION MEMBERS

- Mary Norton, MD - Chair
- Joseph Biggio, MD, MS
- Brenna Hughes, MD
- Judette Louis, MD, MPH
- Lynn Simpson, MD, MS
- Shani Delaney, MD

ADMINISTRATION

Amy Young, MD
Executive Director
713-412-8969 (cell)
ayoung@abog.org

Andrea Rankin, MSMH
Director of Certification Standards
arankin@abog.org or fellowship@abog.org
214.721.7526 (direct)

Division Responsibilities

- Set certification standards
- Develop Qualifying and Certifying Exams
- Recommend and monitor requirements for certification
 - Research Training and Thesis
- Develop Continuing Certification
 - Lifelong Learning and Self-assessment (Part II)
 - Assessment of Knowledge, Judgment & Skills (Part III)
 - Improvement in Medical Practice (Part IV)

DEMOGRAPHICS AND PROGRAM DATA

MFM Subspecialists

Racial and Ethnic Origin

Ethnicity	Active Diplomates (N)	Percent
Asian	289	11.38%
Black or African American	191	7.52%
Decline to answer	141	5.55%
Hispanic, Latinx, or Spanish Origin	113	4.45%
Native Hawaiian or Other Pacific Islander	2	0.08%
Race Not Listed	21	0.83%
White	1626	64.02%
Two or More Races	157	6.18%
Total	2540	100%

MFM Subspecialists

Identifying Gender

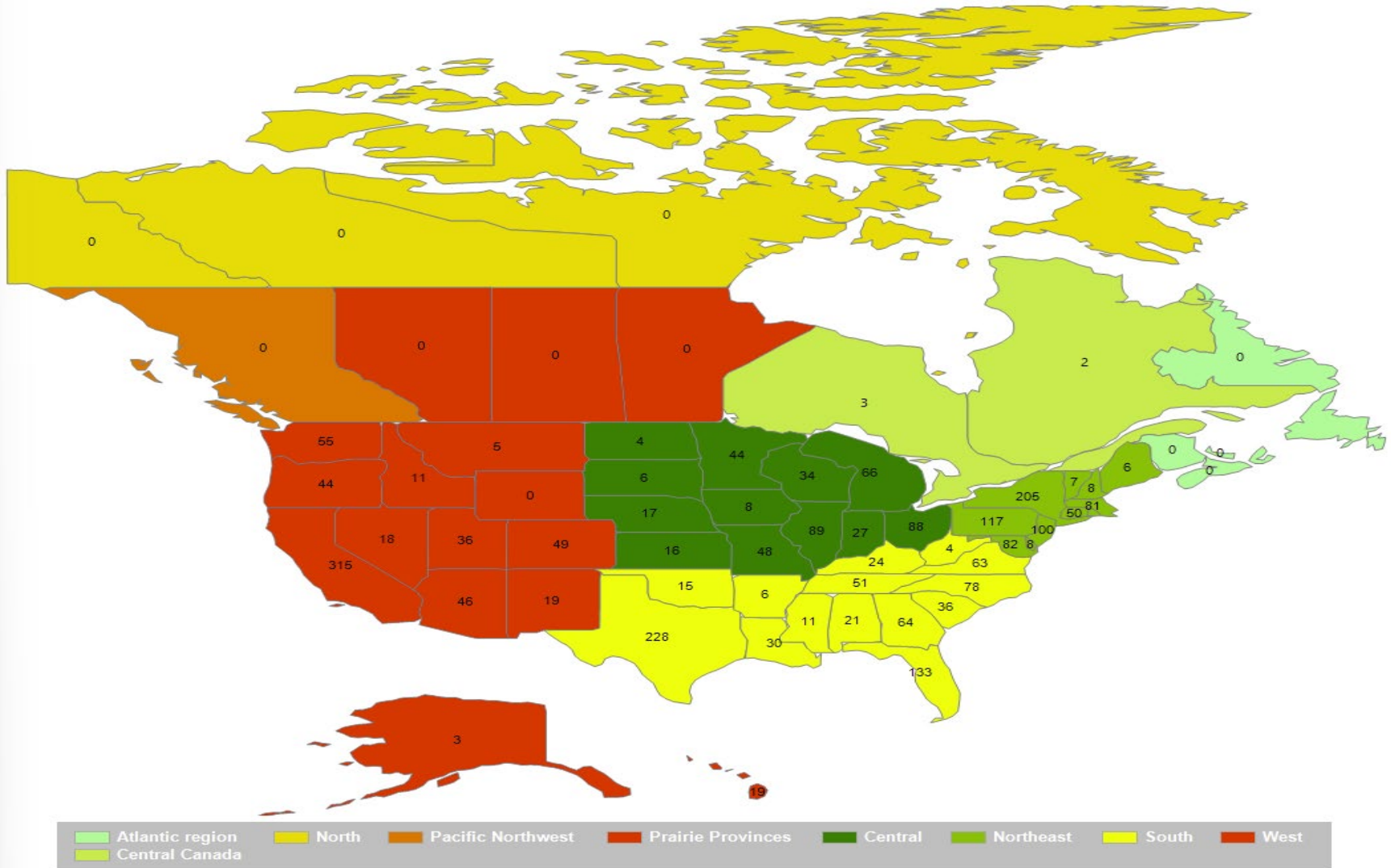
Current Gender	Active Diplomates (N)	Percent
Decline to answer	89	3.50%
Female	1443	56.81%
Genderqueer/Gender non-conforming	1	0.04%
Male	1005	39.57%
Transgender Female	1	0.04%
Transgender Male	1	0.04%
Total	2540	100%

MFM Subspecialists

Age by decade

Age by decade	Active Diplomates (N)	Percent
30 to 39 years	273	10.75%
40 to 49 years	849	33.43%
50 to 59 years	607	23.90%
60 to 69 years	642	25.28%
70 to 79 years	162	6.38%
80-89 years	4	0.16%
Birth Date Missing	3	0.12%
Total	2540	100%

MFM Subspecialists *By State and Region*



MFM Subspecialists by State & Region

As of February 2, 2024

10

Central		Northeast		West		South		Canada	
IL	89	CT	50	AK	3	AL	21	AL	0
IN	27	DE	8	AZ	46	AR	6	BC	0
IA	8	DC	12	CA	315	FL	133	NA	0
KS	16	ME	6	CO	49	GA	64	NS	0
MI	66	MD	82	HI	19	KY	24	ON	3
MN	44	MA	81	ID	11	LA	30	QE	2
MO	48	NH	8	MT	5	MS	11		
NE	17	NJ	100	NV	18	NC	78		
ND	4	NY	205	NM	19	OK	15		
OH	88	PA	117	OR	44	PR	3		
SD	6	RI	15	UT	36	SC	36		
WI	34	VT	7	WA	55	TN	51		
				WY	0	TX	228		
						VA	63		
						WV	4		
Total	447		691		620		767		5

MFM Fellows

2018-19 to 2022-23

Academic Year	Programs	Total Fellows	F1 Fellows	F2 Fellows	F3 Fellows
2018-19	93	350	125	114	111
2019-20	97	368	131	120	117
2020-21	100	391	131	133	127
2021-22	101	404	142	130	132
2022-23	104	416	146	139	131

Accredited MFM Programs

Academic Year	Total	Initial	Continued	Continued with Warning	Probationary	Withdrawal
2018-19	93	74	19	0	0	0
2019-20	97	19	78	0	0	0
2020-21	100	15	85	0	0	0
2021-22	101	7	94	0	0	0
2022-23	104	7	96	1	0	0

MFM Newly Accredited Programs

Academic Year	Total Programs	New Programs	Percentage of Specialty
2018-19	93	5	5.4%
2019-20	97	4	4.1%
2020-21	100	3	3.0%
2021-22	101	1	1.0%
2022-23	104	3	5.6%

MFM New Program Directors

Academic Year	Total Programs	New PDs	Programs with New PDs	Percent
2018-19	93	14	14	15.05%
2019-20	97	20	19	19.59%
2020-21	100	16	16	16.00%
2021-22	101	19	17	16.83%
2022-23	104	18	18	17.31%

MATCH DATA

2023 NRMP Report
Fellows starting July 1, 2024

MFM Overall Statistics

Programs

Programs

- Enrolled: 94
- Filled: 93
- Unfilled: 1

- Filled: 93 (98.9%)
- Unfilled: 1 (1.1%)

Positions

- Positions: 139
- Filled: 137
- Unfilled: 2

- Filled: 137 (98.6%)
- Unfilled: 2 (1.4%)

MFM Overall Statistics

Applicants

- Enrolled: 163
- 1st Choice: 49
- 2nd Choice: 25
- 3rd Choice: 44

- Matched: 137 (84%)
- Unmatched: 26 (16%)

MFM Statistics

Applicants

- Number of Positions: 139
- Number Filled 137
- US MD: 114
- US DO: 11
- Canadian: 1

CERTIFICATION AND CE PASS RATES

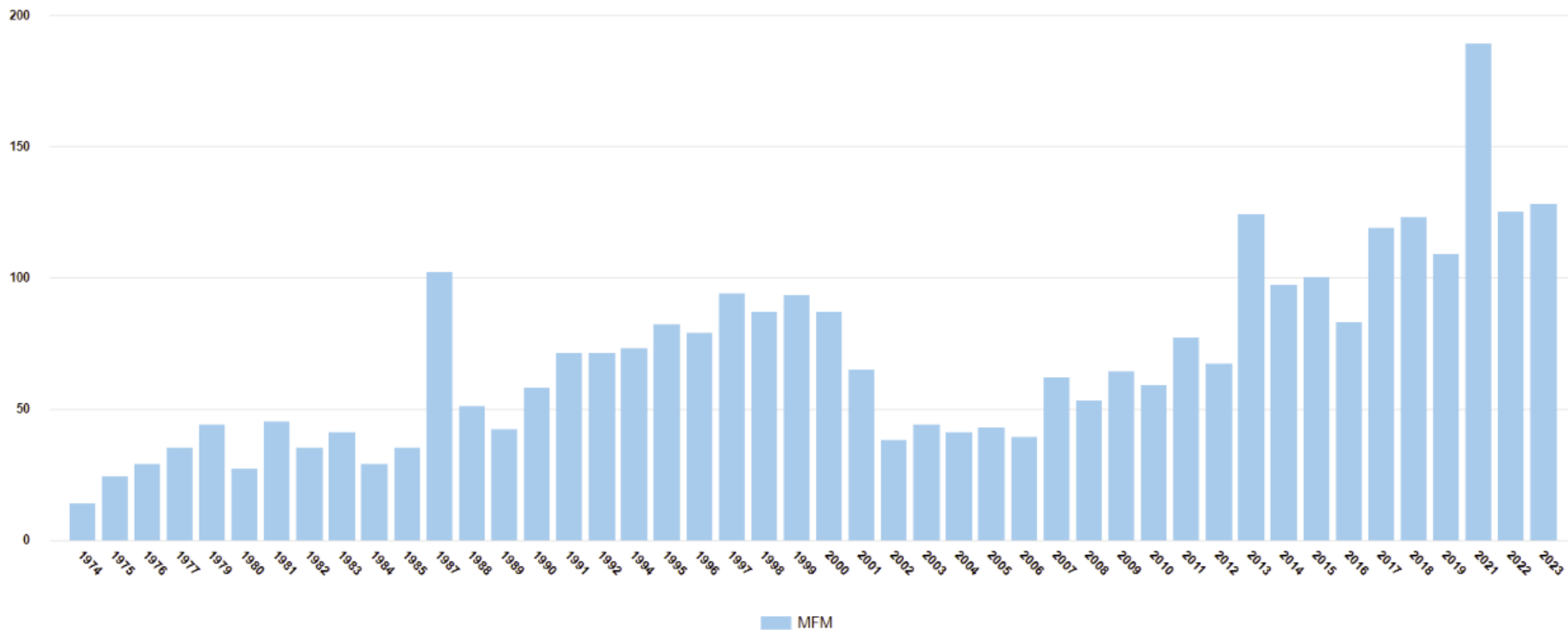
MFM Certification

as of 2/5/2024

• Total Certificates	2,831
• Active diplomates	2,540
• Retired	106
• Expired	77
• Deceased	102
• Probationary	1
• Revoked	3
• Approved with Annual Compliance	2

MFM Certification *1974 to 2023*

Subspecialist Trend for - MFM



2023 MFM QE Statistics: Pass Rates

Pass Rate	91% (n = 141)
First Time Test Taker Pass Rate	94% (n = 126)
Reliability (> 0.80)	0.93
Avg. Scale Score (100-500)	381.1 (23.6)
Min Scale Score	304
Max Scale Score	440
Avg. Item Difficulty	0.76

2023 MFM CE Pass Rates

	All	First Time
MFM	93% (n = 138)	94% (n = 125)

Upcoming Examination Dates

- Subspecialty CE
 - April 15-18

- Specialty CE
 - October 7-10
 - October 21-24
 - November 4-7
 - November 18-21

*All CE exams will be in-person at the new ABOG building

New Building



Subspecialty CEs Candidate Score Reports

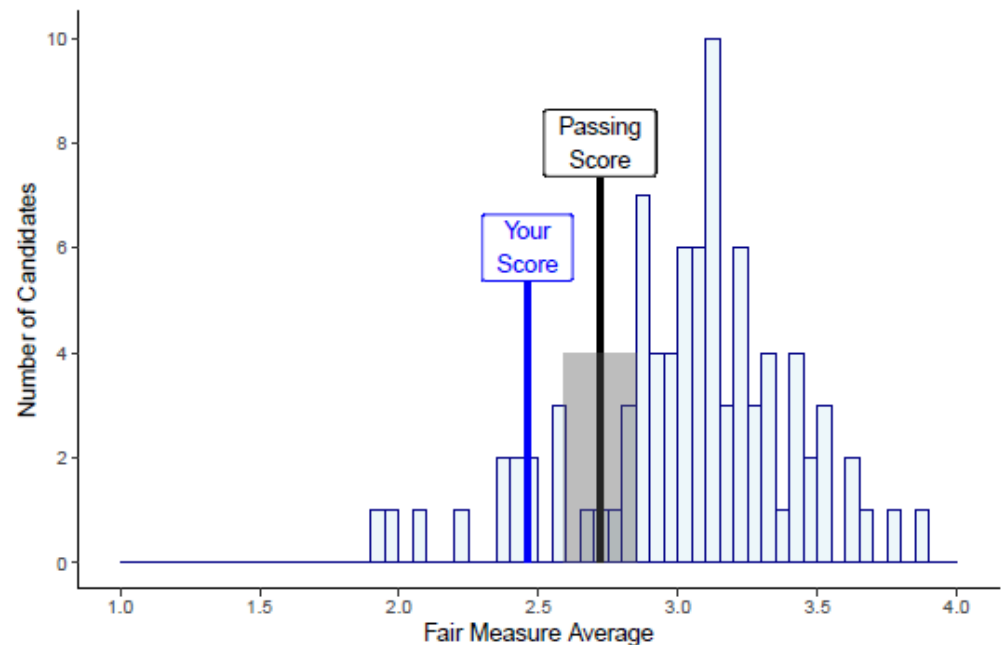
Your Overall Performance

Examiners score candidates on a scale of 1-4 on all structured cases, their case lists, and their thesis. A score of 3 represents a Competent physician who is consistently knowledgeable, can routinely provide clinically capable care as an ABOG-certified subspecialist and is able to act as a consultant to OBGYN physicians. Although a score of 3 is Competent on the scale, ABOG takes into consideration that not all candidates will be able to achieve a competent score on all cases, and the exam cut-score is thus set lower, as determined by a panel of Subject Matter Experts.

Scores on the exam are determined through psychometric analyses. These scores are referred to as a "fair measure average." The fair measure average is a fair score that is adjusted, so it takes into account both case difficulty and examiner severity of your examination, in comparison to the cases/examiners other candidates received across the week. Candidates who score at or above the cut-score pass the examination. In addition, in order to account for measurement error, candidates who score within the 95% Confidence Interval (CI) band around the cut-score (shown in the gray area on the graph) also pass, even if final scores are below the cut-score.

Your score and the passing score are displayed graphically below on the overall distribution of scores for the 2021 REI Certifying Examination. This allows you to compare your score to the passing score and to other candidates who took the test in the same cycle as you.

2021 ABOG REI Certifying Examination Score Distribution



Subspecialty CEs

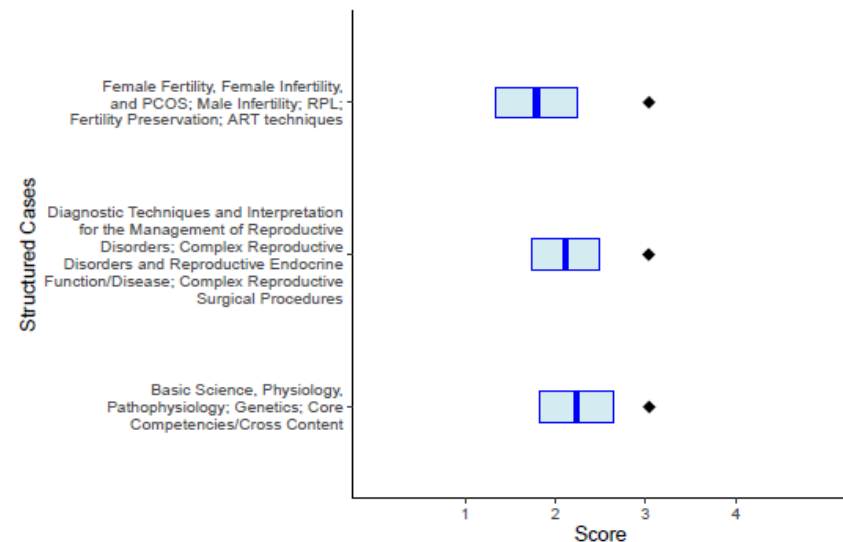
Candidate Score Reports

Your Structured Case Scores (Blue Line) in Relation to Mean Scores of Other Candidates (Black Diamonds)

The score chart below shows a plot of your scores for each of the major sections of the 2021 REI Certifying Examination. Each box corresponds to the content on which you were assessed for each of the structured cases. Your performance on each of the sections is scored independently, and no examiner assigns or determines a Pass or Fail to any single structured case or section.

The **blue center line** in each of the boxes corresponds to your score for that area. The **blue box** corresponds to a 95% confidence interval around your score. In general, boxes that are smaller in width indicate higher precision in your score. The **black diamonds** are the average score for all candidates in each of the domains for this exam.

2021 REI CE Breakdown of Scores

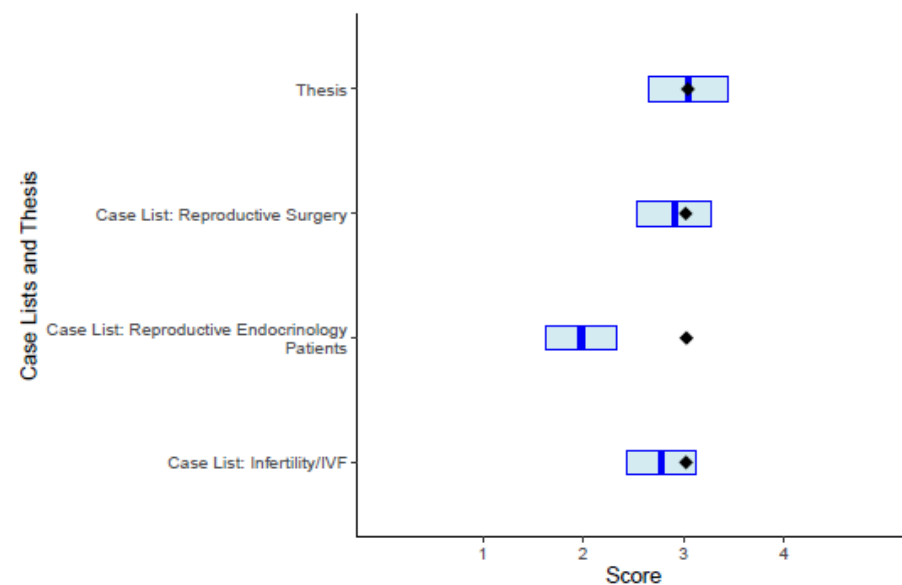


Your Thesis and Case List Scores (Blue Line) in Relation to Mean Scores of Other Candidates (Black Diamonds)

The score chart below shows a plot of your thesis and case list scores on the 2021 REI Certifying Examination. Each box corresponds to each of these sections, and your performance is scored independently of the other on these sections.

The **blue center line** in each of the boxes corresponds to your score for that section. The **blue box** corresponds to a 95% confidence interval around your score. The **black diamonds** are the average score for all candidates on each of these sections for this exam.

2021 REI CE Breakdown of Scores





Program Director's Report

2023 Maternal-Fetal Medicine (MFM) Subspecialty Certifying Examination



Overview of Current Year and Three-Year Program Pass Rates for the Subspecialty Certifying Examination

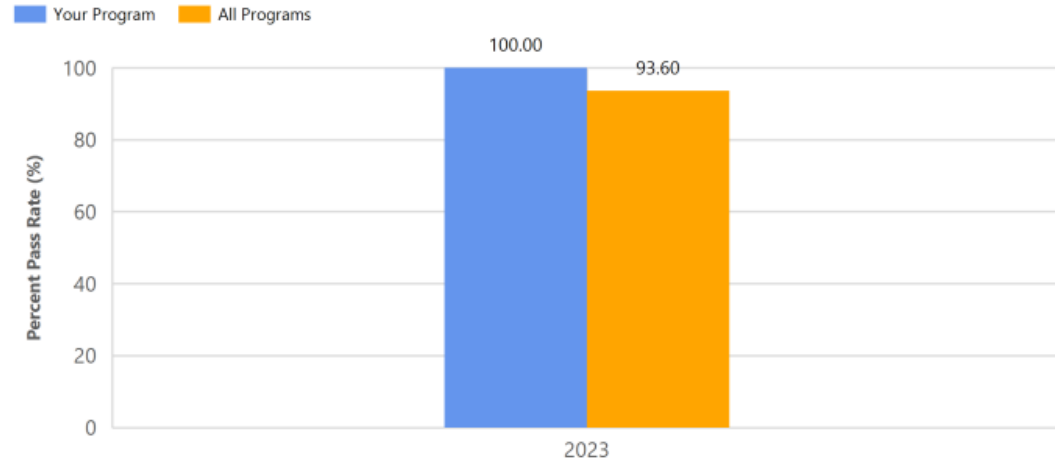
	2023 MFM Subspecialty Certifying Exam				2021 - 2023 Subspecialty 3-Year Trend on Certifying Exam		
	# Total Takers	# Pass	% Pass		# Total Takers	# Pass	% Pass
Overall	2	2	100.00%	Overall	8	6	75.00%
First Time	1	1	100.00%	First Time	6	5	83.33%*
Repeat	1	1	100.00%	Repeat	2	1	50.00%

**Per ACGME requirements, a program's three-year pass rate for first-time takers should be higher than the bottom fifth percentile of all programs, calculated to be 66.67%. If the program pass rate is 80% or above, the program will have met the requirement.*

**Note: 2020 not being administered due to the COVID-19 pandemic.*



2023 Program Pass Rates for the Subspecialty Certifying Exam



2023 Subspecialty Certifying Exam

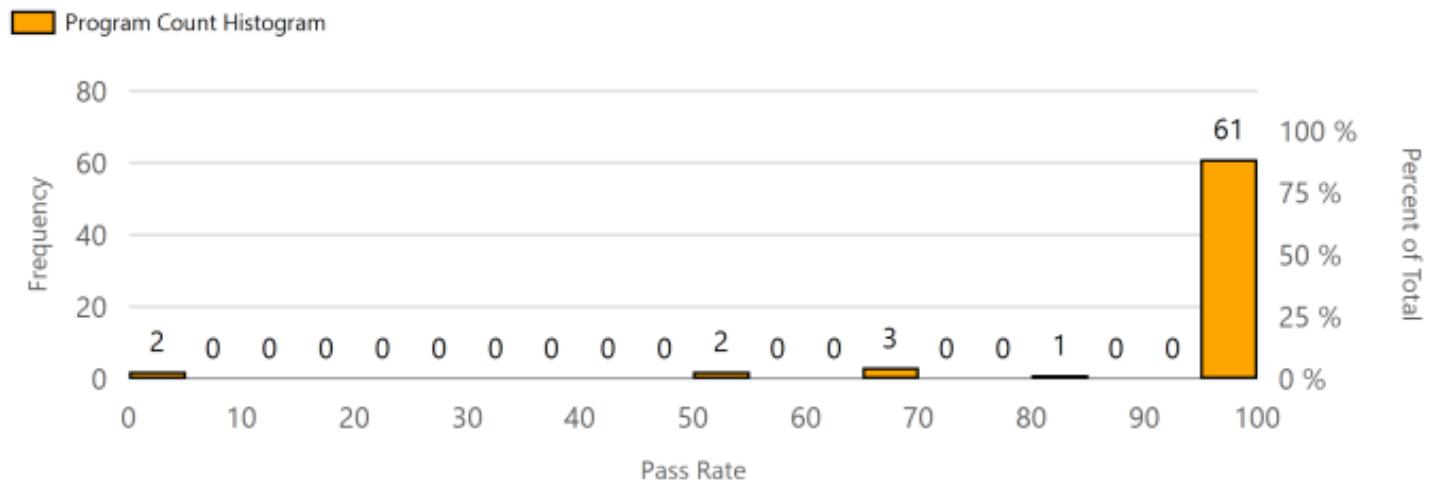
	# First Time Takers	# Pass	% Pass
Your Program	1	1	100.00
All Programs	125	117	93.60

One-Year Program Pass Rates

ABOG

American Board of Obstetrics & Gynecology
First in Women's Health®

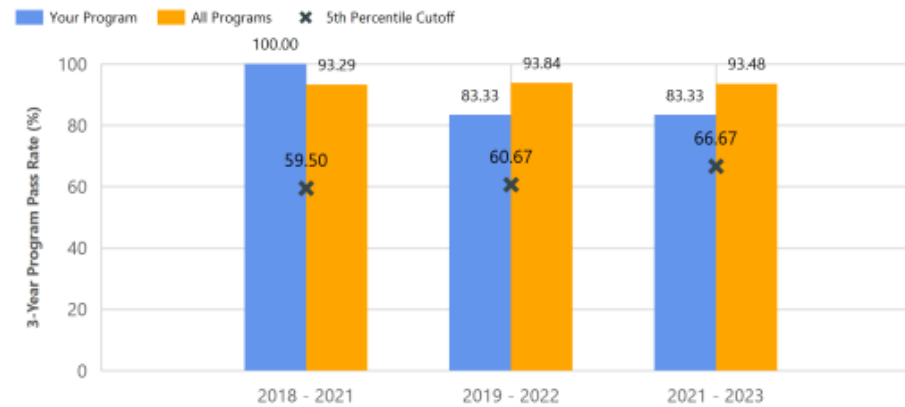
2023 Distribution of Program Pass Rates
(Number of Programs = 69; Your Pass Rate = 100.00%)



Three-Year Program Pass Rates



2021-23 Three-Year Program Pass Rates for the Subspecialty Certifying Examination



NOTE: All numbers are percentages.

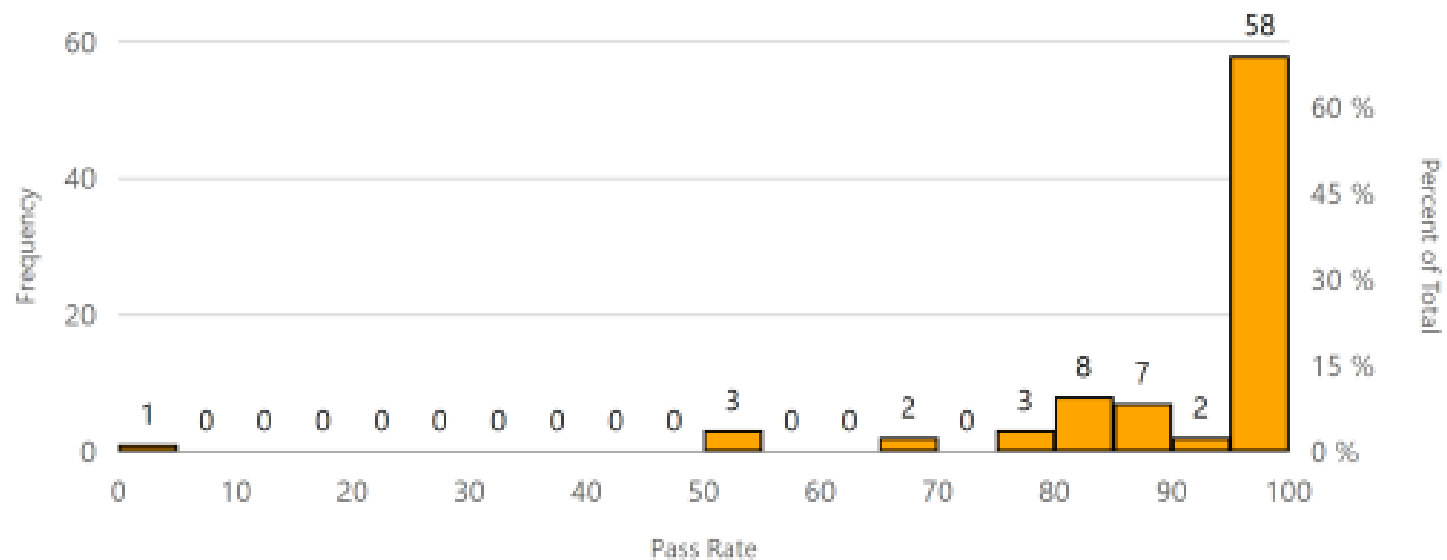
		# First Time Takers	# Pass	% Pass
2018 - 2021	Your Program	3	3	100.00
	All Programs	417	389	93.29
2019 - 2022	Your Program	6	5	83.33
	All Programs	422	396	93.84
2021 - 2023	Your Program	6	5	83.33
	All Programs	445	416	93.48

ABOG

American Board of Obstetrics & Gynecology
First in Women's Health®

2021-23 Distribution of Three-Year Program Pass Rates
(Number of Programs = 84; Your Pass Rate = 83.33%)

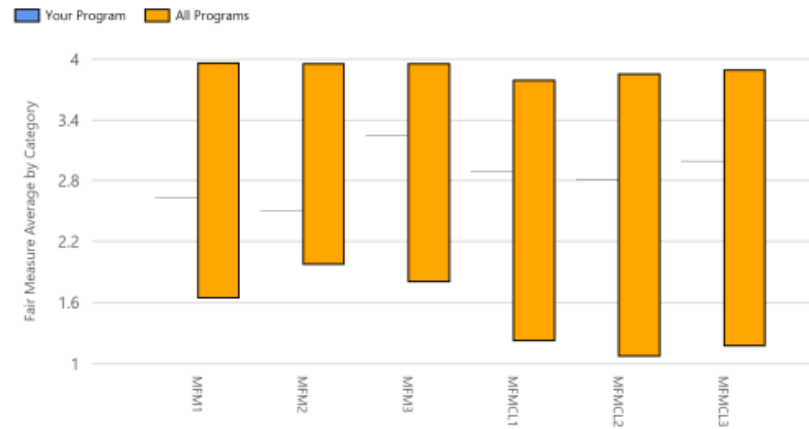
Program Count Histogram



ABOG

American Board of Obstetrics & Gynecology
First in Women's Health®

2023 Program Performance (Min/Max) by Category









The categories are described in the table below.

*If a range does not appear on the chart, the min and max for that category are the same value.

Category Name	Min	Mean	Median	Max
MFM1 - Medical Complications of Pregnancy				
Your Program	2.63	2.63	2.63	2.63
All Programs	1.64	3.08	3.09	3.97
MFM2 - Obstetric Complications				
Your Program	2.50	2.50	2.50	2.50
All Programs	1.97	3.08	3.07	3.96
MFM3 - Fetal Complications and Prenatal Diagnosis; Genetics and Genomics; Evidence Based Medicine				
Your Program	3.25	3.25	3.25	3.25
All Programs	1.80	3.08	3.08	3.96



Category Name	Your Median	All Programs Median
Medical Complications of Pregnancy	2.63	3.09 
Obstetric Complications	2.50	3.07 
Fetal Complications and Prenatal Diagnosis; Genetics and Genomics; Evidence Based Medicine	3.25	3.08 
Case List: Medical Complications of Pregnancy	2.89	2.98 
Case List: Obstetrical and Surgical Complications	2.81	2.99 
Case List: Fetal Complications and Prenatal Diagnosis; Genetics and Genomics	2.99	3.06 

2023 Certifying Exam Results for Your Graduates

ABOG ID	Candidate Name	Exam Result
[REDACTED]	[REDACTED]	Pass

What does this table show?

The 2023 Subspecialty Certifying Examination Results for Your Graduates table contains information about the pass/fail status of your graduates.

Temporary Thesis Accommodation for Subspecialty CE

50% of fellows reported 3+ months disruption in research rotations and many fellows had significant disruptions in their laboratory or clinical research

2024 CE candidates

- Theses will be reviewed and scored internally to determine that they meet ABOG standards.
- The thesis defense 30-minute session will be replaced by five structured cases, two focusing on evidence-based medicine and study design and three focused on clinical care.
- ABOG will reassess annually to ensure continued fairness for CE candidates

SURVEY RESULTS

2023 Subspecialty QEs

Fellow's Research Survey

- Purpose: ABOG is interested in learning more about fellow's research curriculum, research experience, and thesis development during subspecialty fellowships.
- Research Question: How did fellowship programs meet fellowship standards set by ABOG and ACGME?
- Method: Optional survey administered at the end of the 2023 Subspecialty Qualifying Exam.

Subspecialty Research Survey Response Rate

Subspecialty	Respondents	Response Rate
GYN ONC	78	88.6%
MFM	129	91.5%
REI	47	81.0%
URPS	43	69.4%

Subspecialty Survey

- When did you complete your fellowship?

Response	MFM	URPS	REI	GYN ONC
2023	89.1%	81.4%	93.6%	87.2%
2022 or earlier	10.9%	18.6%	6.4%	12.8%

Fellowship Program Attributes (% Yes)

Question	MFM	URPS	REI	GYN ONC
Did you complete, present, and acquire feedback on your thesis before completion of your fellowship?	94.5%	94.9%	95.7%	94.7%
Did the program director or research mentor meet regularly with you and review relevant research materials (i.e., research curriculum, ABOG thesis requirements, etc.)?	95.2%	97.4%	95.7%	93.1%
Did your program or sponsoring institution require you to complete HSP, HIPAA in Research, and GCP Training?	97.6%	97.4%	93.5%	100%
Did your program provide adequate funding, support, and resources for you to complete your research and thesis?	79.7%	73.7%	87.0%	87.7%
Did your program foster participation in scholarly activities such as discovery, integration, application, and teaching?	92.9%	89.5%	97.8%	93.1%

Did your program provide education, learning opportunities, or instruction in: (% Yes)

Topic	MFM	URPS	REI	GYN ONC
Basic science, laboratory, or translational research	64.1%	73.7%	89.1%	94.5%
Data analysis and statistics	81.9%	88.9%	87.0%	90.5%
Epidemiology	77.8%	76.3%	82.6%	75.7%
Interpretation of medical research and the practice of EBM	92.1%	92.1%	91.3%	100%
Methodology and study design	87.4%	92.1%	88.9%	92.0%
Prospective clinical research	82.8%	89.5%	78.3%	89.0%
Ethical principles, informed consent, and COI in research	93.7%	89.5%	91.3%	97.2%
Grant writing and guidance to become an independent researcher	62.7%	65.8%	87.0%	69.4%

Who developed the main research project that you participated in during your fellowship?

Response	MFM	URPS	REI	GYN ONC
I developed the project	70.4%	84.2%	53.5%	56.9%
Another OB GYN department faculty member developed the project	14.4%	5.3%	16.3%	16.9%
A non-OB GYN faculty member developed the project	8.0%	2.6%	16.3%	9.2%
The fellowship program director developed the project	7.2%	7.9%	9.3%	4.6%
A research group or network developed the project	0%	0%	4.7%	10.8%
A non-MD statistician developed the project	0%	0%	0%	1.5%

Subspecialty Survey

- How many months of protected time to conduct research (up to ½ day weekly of clinical responsibilities allowable) did you have during your fellowship?

Response	MFM	URPS	REI	GYN ONC
6-9	6.2%	2.5%	4.3%	0%
10-13	50.4%	95.0%	4.3%	83.1%
14-17	27.9%	0%	17.4%	5.2%
18-21	14.0%	2.5%	69.6%	1.3%
22-24	1.6%	0%	4.3%	10.4%

PORTAL PROJECT

Portal Project

- Checklist to track progress through the QE and CE process
- Access to all current MOC articles
- Resource page with links to all the important information in one place

PROGRAM RESPONSIBILITIES

FELLOW REGISTRATION

Fellow registration via the Program Portal

- Begins in October and ends April 1
- For certification purposes only

Fellows should be registered at the onset of fellowship in order to be eligible for ABOG certification.

NOTIFICATION OF CHANGES

- Programs need to notify ABOG of the following changes (via email) **AFTER** ACGME approval:
 - Program Director
 - Program Manager/Coordinator
 - Fellow training:
 - Start/completion date
 - Withdrawal
 - Transfer
 - Termination

ANNUAL REPORT

- Fellows are required to complete the Annual Thesis Summary each year - Due 6/15
- Annual Report is submitted from the Program Director's personal ABOG portal - Due 7/15
- All programs must submit an Annual Report

2023 ANNUAL REPORT

- Common Thesis Issues For 2023:
 - Fellows not updating the Thesis Summary
 - Lack of details such as clearly stated hypothesis and analysis plan
 - Thesis neither turned in nor presented

TRAINING AND CERTIFICATION REQUIREMENTS

Standard-setting Organizations

ACGME

Standards must be met for the program to achieve/maintain accreditation to train fellows.

ABOG

Standards must be met for the certification of graduates and to continue certification.

ABMS

Standards must be met by individual boards in both primary and continuous certification.

Subspecialty Certification Standards

	CFP	FPMRS	GO	MFM	REI
Core Clinical	12	24	24	18	18
Research	6	12	12	12	12
Elective*	6	NA	NA	6	6
Total	24	36	36	36	36
AY Effective	2021-22	By 2022-23	2021-22	2021-22	By 2022-23
First AY Graduates	2022-23	2024-25	2023-24	2023-24	2024-25

AY = Academic Year

*Elective clinical, core clinical, or research

2024 Thesis Standards

Changes to thesis standards for 2024:

- Electronic copies or reprints of published manuscripts are acceptable
- No longer necessary:
 - Line numbering
 - Deidentification

Potentially Acceptable Theses

- Laboratory, Translational, and Animal research.
- Randomized Controlled Trial
- Meta-Analysis and Systematic Review
- Cost-Effective Analysis
- Case-Control Study
- Cohort Study
- Survey Research
- Epidemiology Research
- Mechanistic Trials
- Modeling and Simulation-based Research
- Quality Improvement
- Qualitative Research
- Artificial Intelligence and Machine Learning Research
- Implementation Science

Part IV Credit

Part IV credit now granted to Program Director and Associate Program Directors

Submit a copy of the Annual Program Evaluation to moc@abog.org along with the name of the institution, PD, APD and institution ACGME program number to receive credit.

Volunteer Opportunities

- Specialty Examiner Self-Nomination
September 1 – January 31
- Subspecialty Examiner Self-Nomination
February 1 – July 1
- Subspecialty Division Self-Nomination
- Board of Directors Member Self-Nomination

QUESTIONS OR ASSISTANCE

Fellowship and Exam Application Information:

fellowship@abog.org

Direct: 214.721.7526

General Exam Information:

exams@abog.org

Direct: 214.721.7520

Continuing Certification (formerly MOC):

moc@abog.org

Direct: 214.721.7510