

STRUCTURAL BUILDING COMPONENTS™

THE FUTURE OF FRAMING

Sept/Oct 2012

www.sbcmag.info

BCMC 2012 Show Guide & Exhibitor Preview October 17-19 | Sheraton New Orleans Hotel



Building Community, Making Connections

Plus...

Heart & Littfin Celebrate 50 Years of Business

...and more!



PRSR STD
U.S. Postage
PAID
Madison, WI
Permit No. 2223

CHANGE SERVICE REQUESTED

SBC Magazine • 6300 Enterprise Lane • Suite 200 • Madison, WI 53719

RELIABILITY MADE EASY? WE'LL EXPLAIN IN THE BIG EASY.

MiTek is proud to support this year's BCMC show in New Orleans on October 17-19.
We look forward to seeing you there and to showing you our latest tools to help build your path to success.

For MiTek customers who can't make it, we'll send you a *BCMC Special Update*. Sign up at CMResource@mii.com.



Better Technology. Better Building.SM



Our new SAPHIRE *Viewer-Mobile* app gives your sales team the power to present your framing solutions to your customers – wherever they are – to design the structure right the first time. Or they can review details with framers at the jobsite and resolve layout and framing puzzles right on the spot. Now available for iPads and iPhones.

So go mobile with SAPHIRE.

Reliability you can count on.SM



Our Valued Supporters...

These companies provide significant sponsorship of the structural building components industry.

SBCTM magazine

Many thanks for their ongoing support!

Gold Advertisers

- > Clark Industries* (p. 26)
- > Eagle Metal Products* (p. 16)
- > Eide Integrated Systems, LLC* (p. 9, 17)
- > ITW Building Components Group* (p. 28)
- > Lakeside Trailer Manufacturing, Inc.* (p. 15)
- > MiTek Industries, Inc.* (p. 2-3, 19)
- > SBCA* (p. 27)
- > Simpson Strong-Tie Co.* (p. 12-13)



ITW Building
Components Group



SBCATM



*Indicates Charter Advertiser Status

Silver Advertisers

- > BCMC*
- > Metsä Wood* (p. 18)
- > Pennsylvania Lumbermens Mutual Insurance Co. (p. 6)
- > Wood Truss Systems* (p. 16)

Bronze Advertisers

- > Wasserman & Associates, Inc. (p. 15)

For more information about our 2012 Program Advertisers or advertising in general, visit sbcmag.info or call 608/310-6706.

Listing based on contracts received as of 8/15/12.

Publisher

Truss Publications, Inc.
6300 Enterprise Lane • Suite 200
Madison, WI 53719
Phone: 608-310-6706 • Fax: 608-271-7006
trusspubs@sbcmag.info • www.sbcmag.info

Editor

Steven L. Stroder
ProBuild • editor@sbcmag.info

Managing Editors

Emily Patterson
608-310-6747 • epatterson@sbcmag.info
Sean Shields
608-310-6728 • sshields@sbcmag.info

Art Director

Melinda Caldwell
608-310-6729 • mcaldwell@sbcmag.info

Editorial Review

Kirk Grundahl
608-274-2345 • kgrundahl@sbcmag.info
Suzi Grundahl
608-310-6710 • sgrundahl@sbcmag.info

Advertising Sales & Marketing

Peggy Meskan
608-310-6723 • pmeskan@sbcmag.info

Staff Writers for September/October

Larry Wainright

Accountant

Mike Younglove
608-310-6714 • myounglove@sbcmag.info

Computer Systems Administrator

Jay Edgar
608-310-6712 • jedgar@sbcmag.info

Send all ad materials, insertion orders, contracts & payments to:

Truss Publications, Inc.
6300 Enterprise Lane • Suite 200
Madison, WI 53719
Phone: 608-310-6706 • Fax: 608-271-7006
trusspubs@sbcmag.info • www.sbcmag.info

contents

Page 14



Heart & Littfin Celebrate 50 Years of Business

by Sean D. Shields

Page 20



PLAN PERFORM ACHIEVE

BCMC 2012 Show Guide & Exhibitor Preview

Editor's Message	7
Technical Q&A	10
Parting Shots	26



PENNSYLVANIA LUMBERMENS MUTUAL INSURANCE COMPANY

Stronger than ever.

For over 100 years, our experts have been providing property and casualty insurance products and services to the lumber, woodworking and building material industries.

John Smith

John K. Smith, CPCU
President and Chief Executive Officer

Expect quality and value from your insurance provider. Contact us direct or have your broker or agent call us at

800.752.1895 or log onto
www.plmins.com/ad/SBC.



Withstood

13,450 wind gusts
7,427 downpours
452 nor'easters
24 recessions

Stronger than ever.

Pennsylvania Lumbermens Mutual Insurance Company
One Commerce Square, 2005 Market Street, Suite 1200
Philadelphia, PA 19103 | Tel: 800.752.1895

SERVING CONTINENTAL UNITED STATES

For reader service, go to www.sbcmag.info/plmins



editor's message

by Steve Stroder

An Eventful Year, to Say the Least

It's been a whirlwind year of building valuable relationships.



Wow! The year has gone by about as fast as one could imagine. It seems like only a couple of months ago we were in Indy attending BCMC. It's been a whirlwind for me, as I know it has for many of our officers, staff, executive board members and component manufacturers. To call this past year eventful would be an understatement, to say the least.

My year as President certainly started out with a bang. Only ten hours after being handed the gavel, I was sitting in an emergency session of the Executive Committee discussing the fact that our industry would be faced with a 30 percent reduction in Southern Pine lumber design values in a matter of weeks. As we all know, this issue was averted (at least for several months so a reasonable transition to the new values could be made) due to the diligent work of our SBCA

This revamped BCMC may very well turn out to be one of the best shows we have had in some time. The educational sessions are top notch, covering topics including lumber manufacturing, visual and mechanical grading, metrics for managers, efficient truss design, and even a two-part train the trainer on how to give effective presentations in your market.

staff, legal counsel, officers and key CM leadership, coupled with help from many other associations, lumber mills and influential people who banded together to address this crisis. We are still working toward the final judgment on the remaining grades and sizes and, with the support from all of the above mentioned, I am confident we will see a much more stable system in place going forward.

With all of the hoopla around the lumber issue, we found some common ground with our lumber suppliers. We were able to make great contacts at the Southern Pine Lumber Forum in Atlanta. In getting to know key lumber suppliers at the meeting, we began to build interest in an SBCA-led lumber coalition, and the idea really started to take off. This by-product, albeit unexpected, of the Southern Pine lumber value issue has been a huge positive for our industry. In May, SBCA hosted the very first Lumber Summit, which resulted in forming the Lumber in Components Council, with 71 lumber suppliers and CMs in attendance. The coalition's next meeting takes place at BCMC this October with even more lumber suppliers planning to attend.

Another big hoop for us to jump through this past year was the fact that we truly needed to downsize BCMC. We didn't want to take away from the effectiveness of the show, but we did want to take some of the added cost off of our loyal suppliers and industry supporters during these difficult economic times. It took a lot of work to downsize this year's show the right way. Very quickly, we realized that the changes required would call for a new venue. This put everyone involved into overdrive and, thanks to the hard work from staff and our BCMC Committee, we were able to nail down one of the most exciting venues, New Orleans (the Who Dat Nation).

This revamped BCMC may very well turn out to be one of the best shows we have had in some time. The educational sessions are top notch, covering topics including lumber manufacturing, visual and mechanical grading, metrics for

at a glance

- President Steve Stroder looks back on the pace of change and some of the industry's top issues.
- SBCA took the tough stands that strong leadership requires to serve the best interests of all CMs when addressing the Southern Pine design value issue, which resulted in SBCA hosting the first Lumber Summit and the formation of the Lumber in Components Council.
- A revamped BCMC may very well turn out to be one of the best shows we have had in some time.
- Scott Ward takes on the leadership of SBCA and is the second father-son combination to serve WTCA/SBCA (Bob Ward President 1991, Scott 2013). The first pair was Don (1992 and 1993) and Ben (2009) Hershey.

Continued on page 8

Editor's Message

Continued from page 7

managers, efficient truss design, and even a two-part train the trainer on how to give effective presentations in your market. And who can forget BCMC Build, when the industry bands together to help build a home for a very deserving family, not to mention the BCMC Build fundraisers: the 5K run, poker run, and the fiercely competitive trike races. So come learn, network, and have fun in one of the most interesting cities in our great nation—see you in New Orleans!

While this year has been busy, it has been very enjoyable, and I would like to thank everyone who has helped this year be so successful. It has been an honor serving as your President, and I look forward to continuing my service as a Past President helping support SBCA in the years to come. This has been a fulfilling experience, and I am truly grateful for the opportunity to serve this great industry.

Lastly, I want to extend a warm welcome to our incoming President Scott Ward. Scott is a great leader, a strong businessman, a well-respected component manufacturer and a good friend. I am confident he will prove to be an outstanding President for our association. I look forward to providing any help he may need in the year to come. Congratulations and welcome aboard Scott! **SBC**

SBC Magazine encourages the participation of its readers in developing content for future issues. Do you have an article idea for a future issue or a topic that you would like to see covered? Email your thoughts and ideas to editor@sbcmag.info.

Lumber Events at BCMC

BCMC 2012 features a number of events on one of the year's hottest industry topics: lumber.



about the summit, which resulted in forming LCC, in **SBCextra** at sbcmag.info/sbcextra.

October 17, 8:00 am–1:00 pm: Component manufacturers can set up private meetings with lumber producers to conduct business.

October 17, 1:00–5:30 pm: BCMC Educational Lumber Sessions examine lumber issues specific to the structural building components industry.

- Session 1: From Tree to Stick
- Session 2: From Stick to Truss
- Session 3: MSR/MEL, The Advanced Stick

In addition to a keen interest in lumber, the industry has also shown overwhelming support for SBCA's work on this issue over the past year. To date, more than 115 donors have contributed to help offset significant project costs through SBCA's Legal and Technical Fund. To see a list of donors or to make a donation, visit sbcindustry.com/lumbersupport.php. **SBC**



SBCA Board of Directors

Officers & Executive Committee Reps.

- **President:** Steven L. Stroder • ProBuild
303-262-8500
- **President Elect/Treasurer:** Scott Ward • Southern Components, Inc.
318-687-3330 x106
- **Secretary:** Kenneth M. Cloyd • California TrussFrame LLC
951-657-7491
- **Past President:** Joseph D. Hikel • Shelter Systems Limited
410-876-3900
- **Dwight Hikel** • Shelter Systems Limited
410-876-3900
- **Kendall Hoyd** • Trussway Holdings, Inc.
713-590-8811
- **Joe M. Odgers** • Truss Systems, Inc.
770-787-8715

At-Large Representatives

- **Greg Griggs** • ProBuild Southeast • 770-428-2604
- **Jim Thomas** • Trussway Holdings, Inc. • 713-590-8958

Directors Representing Chapters

- **Phil Adams** • Northwest Building Components, Inc. • 208-687-9490
- **Keith Azlin** • U.S. Components, LLC • 520-882-3709 x131
- **Michael Balliet** • Builders FirstSource/Bama Truss & Components • 205-669-4188
- **Clyde R. Bartlett** • Bluegrass Truss Company • 859-255-2481 x100
- **Jimmy Broach, P.E.** • Atlantic Building Components & Services, Inc. • 800-475-3999
- **Dean DeHoog** • Zeeland Truss & Components • 616-879-1171
- **Rafael S. Del Valle** • Florida Forest Products • 727-585-2067
- **David A. Denoncourt** • Beau-Trusses LLC • 603-796-6200 x1
- **Jack Dermer** • American Truss Systems, Inc. • 281-442-4584
- **Barry E. Dixon** • True House, Inc. • 904-757-7500 x321
- **James C. Finkenhoefer** • Truss Systems, Inc. • 770-787-8715 x229
- **John Hogan** • Vivco Components • 816-449-2161
- **Michael Karceski** • Atlas Components, Inc. • 815-332-4904 x103
- **Taft Ketchum** • PDJ Components, Inc. • 845-469-9191
- **Jess Lohse** • Rocky Mountain Truss Co. • 406-728-5356
- **Glenn McClendon** • Sun State Components of Nevada, Inc. • 702-657-1889
- **David Motter, P.E.** • Louws Truss, Inc. • 425-516-5964
- **Richard P. Parrino** • Plum Building Systems, LLC • 515-978-6269
- **John M. Presley, P.E.** • UFP Mid-Atlantic, LLC • 336-226-9356
- **David A. Raasch** • Lloyd Truss Systems • 507-387-4250
- **Michael L. Ruede** • A-1 Roof Trusses • 772-409-1010
- **Javan L. Yoder** • Stark Truss Co., Inc. • 330-479-8314

Associate Member Directors

- **Keith Lindemulder** • Nucor Corporation • 940-206-9582
- **Wayne Masengill** • Masengill Machinery Company • 423-586-7831
- **Jerry Vulgaris** • Trussed, Inc. • 951-436-3162

Been awhile since you've seen an impressive résumé?



Stop in
and see ours
at **BCMC**
...You'll be glad
you did!

Meet the perfect employee!

- ✓ Doesn't require health care. ✓ No supervision required.
- ✓ No benefits, or 401k. ✓ No unemployment tax. ✓ No workers comp.
- ✓ Never calls in sick. ✓ Never asks for a raise. ✓ Never makes a mistake.
- ✓ Works well with others. ✓ Works at 100% capacity, always.

WizardPDS®. Your table, Automated.



Think green.
Retro fit.
Save green.

WizardPDS®
Automated Perimeter Definition System



We bring the best together!

Toll free 800-344-3433 Ph. 612-521-9193 Fax 612-521-9307 www.eideintegratedsystems.com
Eide Integrated Systems, LLC PO Box 11397 / 3219 North Second Street Minneapolis, MN 55411-0397

For reader service, go to www.sbcmag.info/eide

R-values & U-factors for Wood- & Steel-Framed Buildings

Compare the energy performance of wood and cold-formed steel components.

Question

I have a client who generally uses wood components for his projects. He is interested in using cold-formed steel components on his next project but is concerned about energy efficiency. Is there an easy way to compare the energy performance of steel construction to wood construction?

Answer

When comparing the energy efficiency of cold-formed steel and wood components, the R-value and U-factor are a good place to start. The R-value and U-factor are the mathematical inverse of each other. While the R-value measures a material's or assembly's resistance to heat flow, the U-factor measures a material's or assembly's ability to transfer heat. Wood has an R-value of 0.91 per inch, which contributes to the overall R-value of an assembly or entire building. On the other hand, the R-value of steel is negligible and doesn't add to an assembly's or building's R-value. The International Residential Code (IRC) definitions for R-value and U-factor follow:

R-VALUE, THERMAL RESISTANCE. The inverse of the time rate of heat flow through a *building thermal envelope* element from one of its bounding surfaces to the other for a unit temperature difference between the two surfaces, under steady state conditions, per unit area ($h \cdot ft^2 \cdot ^\circ F/Btu$).

U-FACTOR (THERMAL TRANSMITTANCE). The coefficient of heat transmission (air to air) through a building component or assembly, equal to the time rate of heat flow per unit area and unit temperature difference between the warm side and cold side air films ($Btu/h \cdot ft^2 \cdot ^\circ F$) [$W/(m^2 \cdot K)$].

The 2012 IRC has a separate table for U-factors and R-values for steel-framed buildings. Table N1102.2.6 compares cold-formed steel R-values to their comparable wood frame R-value requirements. This table considers the difference in the R-value of the framing members in an assembly and adjusts the required cavity insulation to show an approximate equivalence between the two methods. The required cold-formed steel equivalent is rounded to the next commercially available insulation thickness.

N1102.2.6 (R402.2.6) Steel-frame ceilings, walls, and floors.

Steel-frame ceilings, walls, and floors shall meet the insulation requirements of Table N1102.2.6 or shall meet the U-factor requirements of Table N1102.1.3. The calculation of the U-factor for a steel-frame envelope assembly shall use a series-parallel path calculation method.

If this table isn't used, Section N1102.2.6 states that steel-frame ceilings, walls and floors can meet the insulation requirements of Table N1102.1.3 (columns not directly related to this TQ&A have been omitted).

Note that, when calculating the R-value of an assembly, you cannot add the R-value of air films. The table specifies only the required cavity insulation in an assembly. However, when calculating the U-factor (inverse of the R-value), all components of the assembly may be considered, including the inside and outside air films, sheathing, etc.

at a glance

- When comparing the energy efficiency of cold-formed steel and wood components, the R-value and U-factor are a good place to start.
- The R-value measures thermal resistance; it is the inverse of the time rate of heat flow through a building thermal envelope element from one of its bounding surfaces to the other for a unit temperature difference between the two surfaces.
- The U-factor measures thermal transmittance, the coefficient of heat transmission (air to air) through a building component or assembly, equal to the time rate of heat flow per unit area and unit temperature difference between the warm side and cold side air films.

TABLE N1102.2.6 (R402.2.6) STEEL-FRAME CEILING, WALL & FLOOR INSULATION (R-VALUE)

WOOD FRAME R-VALUE REQUIREMENT	COLD-FORMED STEEL EQUIVALENT R-VALUE ^a
Steel Truss Ceilings^b	
R-30	R-38 or R-30 + 3 or R-26 + 5
R-38	R-49 or R-38 + 3
R-49	R-38 + 5
Steel Joist Ceilings^b	
R-30	R-38 in 2 × 4 or 2 × 6 or 2 × 8 R-49 in any framing
R-38	R-49 in 2 × 4 or 2 × 6 or 2 × 8 or 2 × 10
Steel-Framed Wall, 16" o.c.	
R-13	R-13 + 4.2 or R-19 + 2.1 or R-21 + 2.8 or R-0 + 9.3 or R-15 + 3.8 or R-21 + 3.1
R-13 + 3	R-0 + 11.2 or R-13 + 6.1 or R-15 + 5.7 or R-19 + 5.0 or R-21 + 4.7
R-20	R-0 + 14.0 or R-13 + 8.9 or R-15 + 8.5 or R-19 + 7.8 or R-19 + 6.2 or R-21 + 7.5
R-20 + 5	R-13 + 12.7 or R-15 + 12.3 or R-19 + 11.6 or R-21 + 11.3 or R-25 + 10.9
R-21	R-0 + 14.6 or R-13 + 9.5 or R-15 + 9.1 or R-19 + 8.4 or R-21 + 8.1 or R-25 + 7.7
Steel-Framed Wall, 24" o.c.	
R-13	R-0 + 9.3 or R-13 + 3.0 or R-15 + 2.4
R-13 + 3	R-0 + 11.2 or R-13 + 4.9 or R-15 + 4.3 or R-19 + 3.5 or R-21 + 3.1
R-20	R-0 + 14.0 or R-13 + 7.7 or R-15 + 7.1 or R-19 + 6.3 or R-21 + 5.9
R-20 + 5	R-13 + 11.5 or R-15 + 10.9 or R-19 + 10.1 or R-21 + 9.7 or R-25 + 9.1
R-21	R-0 + 14.6 or R-13 + 8.3 or R-15 + 7.7 or R-19 + 6.9 or R-21 + 6.5 or R-25 + 5.9
Steel Joist Floor	
R-13	R-19 in 2 × 6, or R-19 + 6 in 2 × 8 or 2 × 10
R-19	R-19 + 6 in 2 × 6, or R-19 + 12 in 2 × 8 or 2 × 10

a. Cavity insulation R-value is listed first, followed by continuous insulation R-value.

b. Insulation exceeding the height of the framing shall cover the framing.

TABLE N1102.1.3 (R402.1.3) EQUIVALENT U-FACTORS^a

CLIMATE ZONE	CEILING U-FACTOR	FRAME WALL U-FACTOR	FLOOR U-FACTOR	BASEMENT WALL U-FACTOR	CRAWL SPACE WALL U-FACTOR
1	0.035	0.082	0.064	0.360	0.477
2	0.030	0.082	0.064	0.360	0.477
3	0.030	0.057	0.047	0.091 ^c	0.136
4 except Marine	0.026	0.057	0.047	0.059	0.065
5 and Marine 4	0.026	0.057	0.033	0.050	0.055
6	0.026	0.048	0.033	0.050	0.055
7 and 8	0.026	0.048	0.028	0.050	0.055

a. Nonfenestration U-factors shall be obtained from measurement, calculation or an approved source.

b. When more than half the insulation is on the interior, the mass wall U-factors shall be a maximum of 0.17 in Zone 1, 0.14 in Zone 2, 0.12 in Zone 3, 0.087 in Zone 4 except Marine, 0.065 in Zone 5 and Marine 4, and 0.057 in Zones 6 through 8.

c. Basement wall U-factor of 0.360 in warm-humid locations as defined by Figure 301.1 and Table 301.1.

These tables are a good reference for your client to begin evaluating whether wood or cold-formed steel components should be used for a project. Of course, in addition to energy performance, other factors associated with wood and cold-formed steel components should be evaluated such as material costs, installation issues and which option best fits the building's intended purpose. **SBC**

To pose a question for this column, call the SBCA technical department at 608-274-4849 or email technicalqa@sbcimag.info.

New & Returning SBCA Members

Regular Members

APM Truss

Arendtsville, PA • 717-677-6161
Mr. Curt H. Grim

Bayou City Truss Inc.

Houston, TX • 832-491-5182
Mr. Greg Dermer

Associate Members

Deltic Timber Corp.

Waldo, AR • 870-693-5555
Mr. Mike Russell

Hamilton Building Services

Cortland, NY • 607-299-4838
Mr. Steve Hollister

Listing as of 8/16/12. For more details about SBCA membership, contact Anna (608/310-6719 or astamm@qualtim.com) or visit sbcindustry.com.



Simpson Strong-Tie® Component Solutions™ Software Suite



The new Simpson Strong-Tie® Component Solutions™ suite of truss and component software is intuitive, user friendly and integrated for your business. You can create truss and panel designs optimized for production efficiency and receive engineering seals direct from Simpson Strong-Tie.



Introducing

Integrated Component Systems – Truss Plates, Software and Solutions

When it comes to manufacturing metal connectors, there is no other company with the track record of reliability and performance like Simpson Strong-Tie. Our new connector-plate manufacturing facility incorporates state-of-the-art technology to consistently produce top-quality plates with some of the highest loads in the industry.

With our Integrated Component Systems, our truss customers can take advantage of all the elements of the Simpson Strong-Tie® offering. It includes our new 3D modeling Component Solutions™ software, a full line of high-quality, code-listed truss connector plates, comprehensive training, unsurpassed customer service, and our wide range of Simpson Strong-Tie structural connectors, fasteners, anchors and lateral systems.

Our long-term commitment to this industry has never been stronger.

To learn more about Simpson Strong-Tie® Integrated Components Systems, visit www.strongtie.com/ics or stop by our booth at **BCMC #303**.



A heritage of
integrity, leadership
and putting the customer first

SIMPSON
Strong-Tie

®

The Old (mid) West

Heart & Littfin Celebrate 50 Years of Business

by Sean D. Shields



Apparently, the secret to surviving 50 years in the truss business is to begin by selling lumber, and then working your way into it. Heart Truss & Engineering in Lansing, MI, and Littfin Lumber (Truss) Company in Winsted, MN, are both celebrating half a century of success this year, and they share some common characteristics: one, they both hail from Midwestern states; two, their founders all started by selling lumber and building materials; and three, they all resisted the urge to expand beyond their means. That may be simplifying things a bit, so let's dig a little deeper and look at how these two stalwarts of the industry started, the decisions they made to evolve as the industry changed, and finally, how they weathered the cyclical nature of residential construction.

Humble Beginnings

In the late 1950s and early 1960s, the structural components industry was just getting off the ground. Jerry and Don Schaberg owned and operated a wholesale lumber company in Lansing, MI, and Don Butcher managed a lumber yard in Grand Rapids, MI. They did a lot of business together back then, and when Butcher started experimenting with building roof trusses, he sold the Schaberg brothers on the idea of starting their own truss manufacturing operation. "Jerry and Don B. ran the company," said Jerry's son Curt, President of Heart Truss. "Don S. continued to sell lumber and acted as a silent partner." Lansing, located in the center or "heart" of the state, became not only the home base of their new business, it also served as the inspiration for their name, Heart Truss.

Similarly, Jack Littfin started out working for his father's construction company, and he opened Littfin Lumber in 1962 to supply building materials, not only to his father, but to other local customers. Shortly after opening, Jack took over his father's construction crews and built agricultural and residential buildings in and around Winsted, MN. Initially, Littfin built roof trusses in their shop in order to reduce the amount of time his framers had to be on the jobsite. "The pre-assembled trusses saved our crews days in the field," said Jack. "That allowed us to build a few extra buildings a month."

One of the biggest challenges both companies faced was convincing builders and building officials to make the switch from conventional framing to trusses. In Heart's case, Don and Jerry had already built many relationships with lumber distributors throughout Michigan. Since that state was and continues to be a two-step market, where most builders work through building material dealers to purchase structural components, they found themselves marketing their products to people they already knew. "They also had the benefit of having to only approach 50 or so yards across the state, as opposed to over 200 builders," said Curt.

Littfin had the benefit of starting off with one captive builder, himself, but quickly there were additional customers. In the late 1960s, Jack embraced the next evolution in truss construction, the metal gusset plate. "Metal plates seemed to offer a huge cost savings," said Jack. "Up until then, there was a lot of labor costs involved in cutting the plywood gussets." That really was the key for both of these companies, as they convinced builders to adapt to this new framing method, they themselves had to adapt and embrace changes within the components industry.

Check out the online version of this story at sbcmag.info for additional photos.



A recent photo of Littfin Truss in Winsted, MN.

Constant Evolution

In 1970, Jack invested in a panel-clip jig and a metra cut saw, and purchased metal plates. In 1971, he hired Stan Fasching, his brother-in-law and an electrical engineer who espoused the many virtues of computers and software that could help with the design of trusses. "We were really in the truss business at that point," said Jack. "Or, so we thought." Quickly, they were building trusses not only for their own framing projects, but they also sold trusses to neighboring lumber companies.

By 1972, Littfin outgrew their panel-clip line and started looking for an

even faster way to build trusses. Jack met with Art Moelenphoel of Hydo-Air and George Eberle of Lumbermate, and eventually decided to purchase machinery, plates and computer-aided designs from Eberle. By the mid-1970s, business was so good, Littfin started another retail operation, Home Center, selling lumber, components and other building materials to a market that stretched nearly 80 miles in every direction. It wasn't until the housing downturn of the early 1980s that they were forced to make a choice between the retail business and selling trusses wholesale to their lumber dealer

customers. "It wasn't a hard choice, really," said Jack. "We sold the retail side of things and focused solely on becoming the best truss manufacturer in the upper Midwest."

Heart Truss also found themselves continually adapting. Almost from the beginning, they manufactured not only roof trusses, but wall panels and floor trusses as well. One way they differentiated themselves in the market was to sell all the framing components for small vacation homes. "There are so many lakes and streams here in Michigan," said Curt. "A lot of people

Continued on page 16

NEW from Wasserman

WoodRunner

Automated lumber delivery to your existing ALS, Miser and other linear saws. Eliminate the picker and increase saw output!

DeSaw Fingerjointer

Turn your wood scrap into profit with a positive impact on the environment.

WizardPDS®

Eliminate all roof truss jiggling and set-up time. Retrofit now—own it in 6 months!



Call Toll Free 800/382-0329, email sales@wasserman-associates.com or visit our website at www.wasserman-associates.com.

For reader service, go to www.sbcmag.info/wasserman

Serving the Truss Industry Since 1987

New & Used Models in Stock



For over 20 years, Lakeside Trailer has led the way in the component trailer industry with innovative ideas to assure your delivery operations remain efficient in today's competitive market. With more than 1700 truss trailers to our credit, Lakeside has perfected ways to reduce or eliminate your transportation concerns.

LAKESIDE
TRAILER MANUFACTURING, INC.

573/736-2966 • 573/736-5515 fax
www.rollerbed.com • lee@rollerbed.com

For reader service, go to www.sbcmag.info/lakeside

PANELS PLUS®
The Evolution of Building

component manufacturers

Let Us Help You
BE THE BEST
component manufacturer
in **YOUR** market!

Your Supplier for Wall and Floor Panel Equipment

Panels Plus Offers:
wall and floor panel equipment with accessories to manufacture wood and steel walls and floors.

www.panplus.com

For reader service, go to www.sbcmag.info/panelsplus



EAGLE METAL

True.

As a **family owned**, full-service plate supplier, Eagle Metal serves **independent** truss manufacturers. For more than **20 years**, we have provided component manufacturers with quality connector products, structural component software and dependable, **customer-first** support.

Partner with us today.

Connector Products • Structural Component Software • Customer-First Support

eaglemetal.com • 1-800-521-3245

For reader service, go to www.sbcmag.info/eagle



Wood Truss Systems inc.
MANUFACTURERS' REPRESENTATIVES

New & Used Truss & Wall Panel Production Equipment

Featuring Innovative New Machinery Solutions:

Wood Runner

Automated Lumber Retrieval System for linear saws
Fast, Efficient, Affordable, Laser Guided

Contact us for additional information



www.WoodTrussSystems.com
765.751.9990 

For reader service, go to www.sbcmag.info/wts



Don Schaberg Jerry Schaberg Don Butcher



Since beginning business twelve years ago it has been very gratifying to watch the market acceptance of our building components grow. During these few years we have expanded or remodeled our plant four times.

We are just completing our most extensive expansion program. Our entire roof truss plant has been re-designed and equipped with the most modern equipment available. To meet the growing demand for floor trusses we have added a second, high production, floor truss machine.

Our business growth is a direct result of the support we received from you, our customers. We appreciate very much the business with which you have honored us. All of us at Heart Truss stand ready to serve your continuing needs.

Thank You

After 12 years of business, Heart Truss & Engineering founders Don Schaberg, Jerry Schaberg and Don Butcher communicate plans for their fifth plant expansion to their customer base in 1975.

The Old (mid) West • Continued from page 15

would buy these homes and throw them up on the banks of one of those bodies of water." Yet, while they had no competition in the manufactured wall panel market, Heart found it was difficult to make them profitable, so in 1978 they sold off the wall panel line.

In the mid-1970s, Heart also embraced the computer revolution, and even went so far as to start an engineering firm, Shelter Engineering. They developed one of the first batch-cutting software programs, and at its height had dozens of other manufacturers relying on them for truss designs. The housing dip of the early-1980s hit that side of the business hard, but once things started to take off again in the mid- to late-1980s, that business, conversely, grew too quickly. "Just as with the wall panel line, Heart Truss was first and foremost a truss manufacturer," said Curt. "I guess in that way they were conservative, but it was an approach that served them well." In 1988, instead of expanding, they sold the rights to Shelter Engineering to Hydro-Air.



A recent photo of Heart Truss & Engineering in Lansing, MI.

As if that weren't enough, Heart Truss also started a manufacturing company, called Diamond Machinery, which produced truss fabrication machines. Eventually, they sold the rights to that company to MiTek. "Until things became more centralized, like they are today, Heart's approach was to get it done themselves as opposed to going to others for what they needed," said Curt.

A Focus on Being the Best

By 1985, the housing industry was picking up once again. It was a bittersweet time for Littfin Truss, as Stan, who had contributed a great deal to the successful evolution of the company, passed away unexpectedly from a heart attack.

Yet, Jack and his employees persevered, and presided over unprecedented growth over the next decade. By the late-1990s, Littfin had expanded three times, and had a total of over 150,000 square feet of production space. "We became the single largest truss plant in the upper Midwest," said Jack. "We could build 26 different roof trusses and ten floor trusses at the same time." (See picture on top of page 15.)

Littfin continued to expand, and even started offering nailed laminated poles along with roof trusses to agricultural customers wanting to construct pole buildings. They delivered both products directly to the jobsite, saving their lumber dealer customers the expense of warehousing and handling the poles themselves. By late 2005, Littfin employed 340 people and life was good.

Jerry Schaberg and Don Butcher's sons, Curt and Joe respectively, started working in their fathers' business in the early-1980s, when times were tough. As they witnessed their fathers' decisions to focus on their core business (truss manufacturing), and sell off the engineering and machinery businesses, both Curt and Joe developed an appreciation for that conservative approach. Joe and Curt purchased the company from their fathers in 1994, and they continued to employ a similar approach to running the business.

"Whether you are talking about the early-1980s or the late-2000s, we knew the busts were coming; it was only a matter

Continued on page 18



www.eidemachinery.com

85 Years of Service. Three Generations of Commitment.

- ✓ **New, state-of-the-art** component manufacturing & material handling systems – by the industry leaders.
- ✓ **Used & Reconditioned** machinery. Eide's warranty on reconditioned equipment meets or exceeds the new machine warranty.
- ✓ **Installation & Operator Training** included or available with any equipment purchase.
- ✓ **Table Retrofit** and upgrades for WizardPDS®.
- ✓ **Parts & Supplies.** Our parts department stocks thousands of parts & supplies for most brands of cutting and pressing systems. Custom and obsolete parts fabrication is our specialty.
- ✓ **Service & Repair.** Our service department offers complete repair, rebuilding and retro-fit services; in-house or on-site.
- ✓ **Equipment moving,** installation, and operator training services.
- ✓ **Auction Buyers Service;** We remove, ship and reinstall your equipment.
- ✓ **Overseas Buyers;** We can service and update your purchase as desired, containerize, ship and re-install the machine in your plant.

We know machinery.



Machinery ~ Supplies
~Since 1927~

Toll free 800-344-EIDE | Eide Machinery Sales, Inc. | PO Box 11397 / 3219 North Second Street Minneapolis, MN 55411-0397

For reader service, go to www.sbcmag.info/eide.htm

of time," said Curt. "We were ultimately successful because we didn't over-expand or over-purchase, we always remained a small player." So, while they witnessed an 80 percent drop in business between 2004-2009 (the recession hit Michigan before it hit most of the rest of the nation), their almost single-minded pursuit of being first and foremost a great truss fabricator left them with a strong customer base and enough cash on the balance sheet to survive the precipitous drop off.

People Are the Key

Jack, Curt and Joe all concurred that the single biggest key to their success was the strength of their employees. The housing industry is finally showing signs of improvement, and Littfin Lumber is back up to 180 employees (roughly half of where they were at prior to the recession). Steve Laxen, Dean Neumann, Bob Mochinski and Ken Reinert have all worked for Littfin for many, many years, and have been an instrumental part of company's longevity. "We never could have gotten that big, nor could we have gotten back to where we are now, without having the very best people for the job," beamed Jack.

Joe and Curt point to their Director of Manufacturing, Dave Green, who has worked for Heart Truss over 30 years, as a core reason why they have continued to succeed in the components industry. "The biggest aspect to our success has always been the good reliable group of employees we have here at Heart," echoed Joe. "They are our family, and we've gotten to where

we are today by getting through the tough times together. Everyone took cuts and tightened their belts." Finally, they are starting to reap the benefits of those hard decisions.

Beyond great employees focused on producing a good product, both Heart and Littfin point to their loyal customers and reliable suppliers as the other essential contributors to their success. "Without having them as partners, we never would have had this level of success," explained Jack.

The Most Rewarding Part?

"The most rewarding part of being involved in the truss business is the perpetual change," said Curt. "You can never stand still, but in that is the reward of constant accomplishment." Indeed, both Heart Truss & Engineering and Littfin Lumber are testaments to the fact that much has changed in the structural components industry over the past 50 years; and driving that change have been individuals like Jack, Stan, Joe, Curt, Don and Jerry, who strove to do what was best for their customers and for the truss industry as a whole. **SBC**



The Early Days of SBCA

by Jack Littfin

In the fall of 1972, we heard of a gathering of some of the larger truss component manufacturing and plate suppliers in Dallas, TX. We attended and heard how the truss industry could benefit from forming a national truss organization. This trade group would focus on improving the use of trusses across the country and work with building code officials and builders to increase the market share of trusses in houses, commercial and farm buildings. The organization would also strive to educate the construction industry about the new floor trusses that could be used in houses to compete against conventional framing 2x8 and 2x10 floor joists.

It made sense to have an organization focused exclusively on what we did and the products we made, so I became involved. Initially, the organization was called the Component Manufacturing Council, and was part of the Truss Plate Institute (TPI). After serving on the CMC Board, I was chosen in 1980 to become Chairman of the organization. Over time, it became clear the CMC should become its own separate organization, and so a group of us component manufacturers helped form the Wood Truss Council of America (WTCA), which recently was renamed the Structural Building Components Association.

There were many challenges to face in the early years of WTCA. One was getting on a solid financial foundation, the other was finding an Executive Director who could speak the language of the engineers. I was one of the members of a search committee that hired Kirk Grundahl, who was a Professional Engineer, and someone who has served the industry and the association well over the years.

I felt my time involved in the early years of forming WTCA was very well spent. It gave me the opportunity to develop friendships with component manufacturers all over the U.S. Many of these fellows are friends to this day. The association has always been very informative and important in the life of Littfin Truss.

**FINNFOREST
IS NOW
METSÄ WOOD**



MetsäWood

800 Military Street, Suite 200 • Port Huron, MI 48060

800.622.5850

www.metsawood.com

For reader service, go to www.sbcmag.info/metsa



NEW-SCHOOL SPEED FOR YOUR OLD-SCHOOL TABLE.

Today's trusses require a level of speed and performance that you can't get from an old manual jigging table. Luckily, you don't need to invest in a new table, no matter how many trusses you build. The PLANX™ truss jigging system will improve speed and performance while eliminating set up time. Plus you'll get remarkable accuracy faster than ever, even with inexperienced labor. So contact your local MiTek sales representative to learn how PLANX delivers **Reliability you can count on.**™



**MatchPoint™ PLANX™ precision automated jigging system:
The new truss-building standard.**

PLANX has been designed to accommodate nearly every plant circumstance or table equipment. Install a MatchPoint system on your new or old tables today.



Better Technology. Better Building.™

New Show Format, BIG Value!

Schedule of Events

Wednesday, October 17

- 12p-8p Exhibitor Move-in
- 10a-12p Train-the-Trainer Educational Sessions
- 12p-7p Registration
- 1p-2:15p Educational Sessions
- 2p Convention & Visitors Bureau - Spouse/Guest Orientation
- 2:15p-3:30p Coffee Break
- 2:30p-3:45p Educational Sessions
- 4p-5:15p Educational Sessions
- 5:15p Welcome Reception
- 6p Welcome from BCMC Chair
- 6p-7p Kick-off Presentation/ BCMC Build Ceremony

Thursday, October 18

- 6:30a BCMC Build 5K Run/Walk
- 7a-5p Registration
- 8a Sit-down Breakfast
- 8:30a SBCA Annual Meeting
- 9:30a-10:45a Educational Sessions
- 10a Spouse/Guest Walking Tour
- 10:45a-5p Ribbon Cutting Ceremony - Exhibits Open
- 10:45a Poker Run Starts
- 12p & 2:30p Trike Heat Races
- 2:30p & 4:45p BCMC Bowl Drawings
- 3:15p CM Roundtable
- 4:45p Trike Championship Race

Friday, October 19

- 7:30a-11a Registration
- 7:30a Continental Breakfast
- 8a-9:30a Economic Forecast
- 9:30a-12:30p Exhibits Open
- 10a & 11:30a BCMC Bowl Drawings
- 11a Poker Run Ends
- 12:30p Official Adjournment, Exhibitor Move-out

*Schedule changes may occur.

Tuesday, October 16

6:30a - 5p BCMC Build

In the spirit of Building Community, Making Connections, BCMC Build is teaming up with Habitat for Humanity to build a home for the Williams family. Karen and Theodore Williams have worked hard their entire lives and are excited to finally enjoy the dream of owning a home. Theodore is also a proud U.S. Veteran. BCMC Build and Habitat are thrilled to help this local deserving family.

For more information or to donate to this year's project, visit bcmcbuild.com or contact Melanie (608/310-6736 or mbirkeland@qualtim.com).

Thursday, October 18

6:30a 5K Run/Walk - Benefiting BCMC Build

The 5K run/walk begins bright and early on Thursday, so get moving for a great cause. Find registration information at bcmcshow.com/bcmcrun.php.

10:45a BCMC Poker Run

Visit exhibitor booths to trade tickets for playing cards, then turn in your hand at the BCMC Build booth. The player with the best hand wins! The entry fee is \$25 per hand and the winner receives 25 percent of the pot.

For complete details, see bcmcshow.com/pokerrun.php.

12p, 2:30p & 4:45p BCMC Tri-tacular

The BCMC Tri-tacular was such a hit last year, we're doing it again. Form your team of four and register for a fun and fierce competition on the BCMC show floor. Registration for a team is \$100. Winning prizes are: 1st (\$300), 2nd (\$200) and 3rd (\$100) place!

More information can be found at bcmcshow.com/tritacular.php!



"My most difficult decision in New Orleans will be choosing which sessions to attend. The committee has done a great job identifying areas CMs struggle with and providing an opportunity to learn and improve. The format of this BCMC will offer every attendee an in-depth opportunity to improve ourselves and our business, connect with colleagues and have a little New Orleans fun!"

Jess Lohse, Rocky Mountain Truss Co.



Kick-Off Presentation • Wednesday, Oct. 17 • 6 pm

Many BCMC kick-off speakers have been recognizable personalities in the sports and entertainment world, but none has been as big as this year's personality. You've undoubtedly read about him recently, and chances are you've spoken his name out loud in a recent conversation. That the BCMC Committee has successfully convinced him to come speaks volumes about the lengths to which we go to ensure this year's show is memorable. Don't miss it!

Gold Advertiser • Silver Advertiser • Bronze Advertiser

Exhibitor Profiles

Alpine Systems Corporation - ITW Building Components Group

Alpine Systems (a division of ITW BCG) is a full service supplier of metal connector plates and truss hangers to wood truss manufacturers across Canada. Alpine's full line of products and services includes complete engineering service; proprietary software, support and training; and a complete line of cutting, assembly and material handling equipment for truss and wall panel manufacturers.

Anthony Forest Products

Anthony Forest Products Company will introduce its new line of MSR Lumber products at the BCMC for 2012 along with its Power Products® engineered wood. Anthony's Arkansas sawmill has undergone a major capital modernization project for 2012 that includes a sawmill, new dual path kilns and a new planer mill including Comact Expert grader and MSR machine.

BCMC Build

BCMC Build is teaming up with Habitat for Humanity of New Orleans for the third annual charity build event benefiting Karen and Theodore Williams of New Orleans. Drop by our booth to review highlights from the event, talk to a volunteer and learn how you can get involved with the project.

Beadles Lumber Company

Manufacturers of visually superior SYP MSR lumber, graded and stamped with #1 wane. 2x4 through 2x12. Look for SPIB mill stamp number "205."

Calculated Structured Designs Inc.

Calculated Structured Designs (CSD) is a software development company providing enterprise solutions for the engineered wood, architect, design, and building industries. Building with the most recent cutting edge development tools, CSD offers solutions for our industry leading designer, drafters, engineers and builders.

Canadian Wood Products

CWP focuses its efforts on certain specialty products in order to offer a service of high quality. Our traders are in touch with forest products suppliers around the world. They can help you find what you need. The following products constitute our specialties: Certified Lumber, Commodities, Export, Hardwood Export, MSR Lumber, Premium Lumber, Tropical Wood, Pallet

Cargotec USA, Inc.

Cargotec USA, Inc. is the nationwide material handling distributor of HIAB truck mounted cranes and Moffett truck mounted forklifts. We provide—Total Care—a service equipment program. For additional product information, please contact (800) 852-2331 for a Sales Representative near you.

Clark Industries, Inc. See ad on page 26

When "cookie cutter" won't cut it, come by our booth to learn how we can help you. Our equipment line includes hydraulic roof truss presses, roller style floor truss machines, post and column lamination systems, peak-up and horizontal truss stacking systems. We stress quality, reliability and continued support.

Contact: Mr. Jared Schulz • 417-235-7182 • 417-235-8262
jared@clark-ind.com • www.clark-ind.com

Component Runner, LLC

Component Runner, LLC is a design outsourcing firm exclusively for MiTek Software Suite customers. They provide building modeling and truss design services for both estimating and production. Component Runner uses a design team approach delivering high quality at affordable prices. Come visit us inside the MiTek booth.

Eagle Metal Products See ad on page 16

Serving the component industry for more than 20 years with connector plates, design software, engineering services and manufacturing equipment, Eagle Metal is committed to providing exceptional products and customer service. Manufacturers across the country are discovering the advantages. Visit our booth to learn more. Eagle Metal...Engineered. Tested. True.®

Contact: Mr. Baird Quisenberry • 800-521-3245 • 972-888-9966
baird@eaglemetal.com • www.eaglemetal.com

Eide See ads on pages 9 & 17

WizardPDS® is the world's leading automated truss jig system and the first to virtually eliminate ALL setup time and manual jiggling at the assembly table. WizardPDS® technology will retrofit with virtually any new or existing truss manufacturing system. Powerful WizardPDS® Gold software offers Truss Projection & Laser Integration features.

Contact: Mr. G. Mitchell Eide • 612-521-9193 • 612-521-9307
mitch@eidemachinery.com • www.eideintegratedsystems.com

Enventek

Enventek manufactures user-friendly, safe and inexpensive automation for your company. We build competitive truss automation equipment. Our products include a high speed component saw, linear saw, projector systems, and more. Come see our latest products at www.enventek.com.

FastenMaster

FastenMaster is a brand of task-specific, contractor quality fasteners, engineered to enable a PRO builder to complete a project. Faster – Easier – Stronger.

GDTM

Limit your skews, limit your delivery date and maximize your cost with our new generation Open Joist Triforce.

Gilman Building Products, LLC

Gilman Building Products is a privately-owned company producing quality Southern Yellow Pine lumber since 1972, featuring M-grade lumber, geared toward the truss industry. Annual production is over 600 million board feet at 6 GA/FL locations. Gilman offers prompt service and rail shipments to the component manufacturing industry.

Hardy Frames, Inc.

Hardy Frames, Inc. manufactures and markets the Hardy Frame® shear wall system and has been the leader in the pre-fabricated shear wall industry for over a decade. This system allows Design Professionals to economically and safely minimize wall space and maximize wall openings while resisting high wind and earthquake loads.



CM Roundtable • Thursday, Oct. 18 • 3:15 pm

Your Business Lifeline — Component Manufacturers Only!

Moderator: Kirk Grundahl, SBCA Executive Director

This peer-to-peer forum helps you to evaluate your business model and provides problem-solving resources: • Review key industry benchmarks and best practices • Gain marketplace intelligence • Learn how to grow your business

Exhibitor Profiles

Hundegger USA

Come to our booth to see how new Hundegger equipment can save you money while increasing output. It cuts: components, scarf and hip ridge cuts, stair stringers, 4-angled webs, birds mouths, slots, housings, and entry level joinery, with one saw, and no setups. It is the Whole House Saw™.

Integrated Stealth Technology

Integrated Stealth Technology will be showing a video with automated jigging. We also have rebuilt machines. Stop by and let us see what we can do for you.

ITW BCG Equipment - ITW Building Components Group

Relentless dedication to reliability and innovation by ITW BCG Equipment enables component manufacturers to meet the production challenges of today's tight budgets and complex designs. Intelligent Building Systems and Alpine brands are the leading choice for roof, floor and wall manufacturing equipment. Our knowledgeable staff will help you maximize your company's performance and improve your bottom line.

ITW BCG Hardware - ITW Building Components Group

Offers a complete line of construction hardware and software solutions based on our extensive engineering expertise—all designed to create more value for you! Designing structural connections is the lifeblood of what we do. Our industry experience allows us to build better connections and software solutions that simplify and speed overall construction of the entire structure.

ITW Building Components Group, Inc. See ad on page 28

ITW Building Components Group is the leading supplier of innovative products and services for the building component industry. Our unrivaled line of software includes design and manufacturing programs that work together to streamline building from start to finish via the Instinct process. We offer engineering services, design & management software, cutting and manufacturing equipment for truss and wall components, floor truss metal webs, metal truss connector plates, cold-formed steel chords/webs/fasteners, and construction hardware.

Contact: Mr. Gary Muzzarelli • 800-786-5006, ext 4065 • 954-494-1512
gmuzzarelli@itwbcg.com • www.itwbcg.com

Lakeside Trailer Mfg., Inc. See ad on page 15

Stop by the Lakeside Trailer booth to get all the newest and latest improvements in delivery of components. Unbelievably reduced show prices on all models. We have built over 1,700 truss trailers since 1987.

Contact: Mr. Lee J. Kinsman • 573-736-2966 • 573-736-5515
lee@rollerbed.com • www.rollerbed.com

Lamco Forest Products

For the Building Component business Lamco produces a unique Engineered Wood Product made from black spruce dimensional lumber with strengths of 1.5E, 1.6E, 1.8E and 2.0E, 1-1/2" thick and depths from 2-1/2" – 16" with a maximum length of 32'-0".

Langdale Forest Products

Langdale Forest Products is a 120 year old family-owned forest products company located in Southern Georgia. Our 200,000 acres of timberland gives us a stable supply of sustainable wood to manufacture 2x4 and 2x12 Southern Yellow Pine lumber in DSS, #1, #2 and #3 grades, 8 feet through 20 feet.

LP Building Products

LP® SolidStart® Laminated Strand Lumber (LSL) surpasses traditional lumber framing products in lengths, strength, and consistency. Its consistency and predictable performance make SolidStart LSL the ideal product for a variety of applications including metal plate connected trusses and tall wall framing, and it's available in lengths up to 64 feet.

Metriguard

The world's leading provider of precision equipment for machine lumber grading (MSR and MEL), veneer testing (LVL), bending and tension testing (Quality Control), and structural panel testing (OSB and Plywood). www.Metriguard.com

Metsä Wood USA See ad on page 18

Metsä Wood USA is a wholly owned subsidiary of the Metsa Group of Finland. Metsä Wood manufactures Master Plank LVL, Master Chord LVL, Master Column, Master Header and Master Q for a variety of residential, commercial and industrial applications.

Contact: Mr. Robert Loew • 800-622-5850 • 810-824-4901
robert.loew@metsagroup.com • www.metsagroup.com

MiTek See ads on pages 2-3 & 19

Mobility is a key to productivity and efficiency. SAPPHIRE™ Viewer and USP Specifier apps give you the power to present solutions to your customers. Resolve layout and framing issues on the spot. Come see the complete offering of mobile apps that will keep you running at peak productivity and efficiency.

Contact: Mr. Michael Klein • 314-434-1200 • 314-434-5343
MKlein@mii.com • www.mitek-us.com

Monet Desauw Inc.

Monet DeSaww Inc. is a company where Engineering and Service collide, bringing you the most sought after cutting and material handling equipment available today. Our linear saw has proven to be the most cost effective saw and our floor web and DeSawyer 2000 fully automated saws are the most reliable.

MSR Lumber Producers Council

Emphasizing its higher quality, longer spans, and better lifetime performance, we will let you know how you can benefit directly from using MSR lumber at your component manufacturing operation. We welcome your feedback on what you would like to see next from your MSR producers, too!

Nordic Engineered Wood

Nordic manages over 2 million acres of black spruce timberlands (FSC Certified) and maintains capacities of 140 million linear ft. of I-joist and 50 million board ft. of glulam production. Nordic X-LAM cross-laminated timber panels are the company's latest energy-efficient, innovative solution to heavier and costlier precast concrete and conventional steel and concrete construction techniques.

Palfinger North America

Palfinger North America is a world leading manufacturer of truck-mounted knuckle boom cranes and forklifts. We offer the ideal solution for your various loading and unloading problems and specific needs. For more information on the Palfinger product lines, please contact us at 800-567-1154.



Economic Forecast • Friday, Oct. 19 • 8 am

Speaker: Mark Vitner, Wells Fargo

When it comes to the economy, Mark Vitner has been around the block and back with over 25 years in the business. As Managing Director and Senior Economist at Wells Fargo, he provides regular updates on the housing market, commercial real estate and inflation, including economic analysis and forecasting with a focus on real estate-related topics.

Gold Advertiser • Silver Advertiser • Bronze Advertiser

Exhibitor Profiles

PANELS PLUS See ad on page 15

Panels Plus is a customer focused company that's here to stay. Our equipment is designed and built with your company in mind. We specialize in both wood and steel systems. We help with building layout and efficient choices. Customer service, installation, and training sets Panels Plus apart from the rest.

Contact: Mr. Tim Kaasa • 866-726-7587 • 507-369-0524
tkaasa@panplus.com • www.panplus.com

Pennsylvania Lumbermens Mutual

Insurance Company See ad on page 6

PLM specializes in Property and Casualty insurance for the lumber, woodworking and building material industries. We offer competitive rates, loss control programs and prompt claims response and handling. We carry an A.M. Best rating of A-(Excellent). For more information visit our booth or call 800.752.1895.

Contact: Ms. Charlotte Friend • 800-752-1895 • 215-625-9097
cfriend@plmins.com • www.plmins.com

Rayonier Wood Products

Rayonier Wood Products manufactures high quality Southern Yellow Pine lumber. Rayonier is a quality-driven, service focused company. Our production facilities give us the flexibility to offer customers the highest quality products for use in construction, remodeling and decorative applications. We have been producing top-grade lumber products since 1926.

Resolute Forest Products

Resolute Forest Products is a leading North American lumber producer with a capacity exceeding 2.7 billion board feet. We produce dimensions ranging from 2 x 3 to 2 x 10 in various grades including MSR 1650, 2100 and 2400. We have what you need. Come and see us at booth 201!

Robbins Lumber Company

Robbins Lumber offers distribution centers throughout the Midwest and South Eastern United States specializing in MSR Pine, MSR spruce and SPF #2. We have office/reload locations in Florida, Michigan, Alabama, Pennsylvania and Chicago, IL. Stop by our booth and let us show you our commitment to customer satisfaction.

Sauter-Timber LLC

Sauter Timber is North America's first Joinery Center for heavy timber components. We supply the building industry with pre-cut heavy timber components to match with other components, as well as complete timber frame and hybrid homes.

Scotch Gulf Lumber, LLC

Scotch & Gulf Lumber - Manufacturers of quality southern pine lumber since 1892. One of the pioneers in MSR lumber with 3 sawmills, treating and reman facilities located in Alabama with a production capacity of 365 million board feet. Various items produced are: MSR lumber, standard dimension and radius edge decking.

Sherwood Lumber Company

Sherwood Lumber is a distributor, risk manager and broker of lumber, plywood and industrial building materials.

Simpson Strong-Tie See ad on page 12-13

Simpson Strong-Tie introduces its Integrated Component Systems – featuring new 3D modeling Component Solutions™ software, a full line of high-quality, code-listed truss connector plates, comprehensive training, unsurpassed customer service, and a wide range of Simpson Strong-Tie® structural connectors, fasteners, anchors and lateral systems. Learn more at www.strongtie.com/ics and our booth #303.

Contact: Ms. Frankie Emerson • 925-560-9000 • 925-847-1603
femerson@strongtie.com • www.strongtie.com

SL-LASER Systems

SL Laser has been a pioneering force in the development of precision single and multiple head laser projection systems for truss, floor deck and wall panel systems. Our patented hardware and state-of-the-art software feature many user-friendly features designed to enhance functionality, while prompting the easy-to-use fundamentals that make our systems the industry benchmark. Seamless integration between TrussPilot™ software and hardware results in reduction of production costs and an increase in accuracy and profitability.

SpaceJoist - ITW Building Components Group

Capture a growing market with SpaceJoist, the lightest open-web truss system available. This truly unique system combines the best features of a wood I-joint and an open metal web truss to deliver a quality product with maximum efficiency. SpaceJoist is the premier truss system for both commercial and residential jobs. Contact us to see how Spacejoist will benefit your bottom line.

StrucSoft Solutions Ltd.

See ad on page 26

Contact: Ms. Dawn Deschamps • 514-731-0008 • 514-739-0002
d.deschamps@strucsoftsolutions.com • www.strucsoftsolutions.com

Structural Building Components Association


See ad on page 27

Representing component manufacturers, builders, material suppliers and industry professionals, SBCA provides the tools to protect and grow your business. Whether it's educational resources, risk management strategies, building code watch, financial/wage surveys, legislative alerts, in-plant safety and quality control, transportation issues, technical training or marketing plans, SBCA provides tangible benefits to members.

Contact: Ms. Anna Stamm • 608-274-4849 • 608-274-3329
astamm@sbcindustry.com • www.sbcindustry.com

T.R. Miller Mill Co., Inc.

T.R. Miller Mill Company has been a quality lumber producer since 1872. We offer a full line of Southern Yellow Pine products, specializing in machine stress rated (MSR) lumber for the truss industry. Visit our booth and let us help you with your future lumber needs.



Exhibitor Profiles

Gold Advertiser • Silver Advertiser • Bronze Advertiser

Todd Drummond Consulting, LLC.

Lean manufacturing consulting and collaboration with private equity investment and financial advisory services. 50 plus consultations, almost 25 years in the industry, and the 9th year as an independent lean consultant. Expect a 3 to 6 point gain in net profit with lean consult. We do advisory for debt, private equity capital, and mergers and acquisitions.

TOLKO INDUSTRIES

Tolko Industries Ltd. (Tolko) is a private, Canadian-owned forest products company based in Vernon, British Columbia, which manufactures and markets specialty forest products to world markets.

Truss Plate Institute

The Truss Plate Institute (TPI) and its members are connecting the truss industry. Stop by our booth to find out more about our nationally recognized 3rd Party Quality Assurance Inspection program, to learn about the ANSI/TPI 1 -2007 standard, and to review and ask questions about other guidelines and technical publications such as BCSI!

TrusSteel - ITW Building Components Group

TrusSteel is the most accepted, most specified cold-formed steel (CFS) truss system on the market today. No other building component system combines strength, stiffness, fire and insect resistance and design flexibility as well. TrusSteel puts all of ITW BCG's engineering and software experience to work for you.

USP Structural Connectors

Since 1954, USP Structural Connectors (a division of Mitek) has become the world's leading manufacturer of code approved, structural connectors and innovative software solutions. USP's 4000+ products are engineered, manufactured and tested to withstand Mother Nature and are backed by our professional engineering and technical support teams and international sales.

Vekta Automation

Vekta Automation manufactures the Razer linear saw and other automated material handling equipment. Our product line now includes a packfeeding system that is capable of stacking timber up to four boards high and is fast enough to keep up with any linear saw on the market.

Wasserman & Associates, Inc. See ad on page 15

Wasserman & Associates is a representative for new truss, wall panel, stair, door and finger jointing equipment. We also offer the option of used or reconditioned equipment. As a partner in your equipment selection process, we promote the equipment that best suits your individual requirements, not the equipment that optimizes our commission.

Contact: Mr. Rod Wasserman • 402-438-2161 • 402-438-2524
rodwass@aol.com • www.wasserman-associates.com

West Fraser

West Fraser has been in business for over 55 years and has mills from North Carolina to Florida and west to Texas. We have a variety of products from timbers to dimension lumber and pull many different grades including MSR and MEL. Please come by and visit us today.

Westervelt Lumber

Westervelt Lumber is a SYP Sawmill located in Moundville, AL, producing 1" boards, dimension lumber, 5/4 x6 RED, and timbers. Annual production capacity is 225 mmbf. Grades pulled include most visual, along with MSR grades. Shipping by truck or rail (NS Service).

Wood Truss Systems, Inc. See ad on page 16

Innovative and objective solutions. Fully independent, we search from a variety of suppliers for new and used equipment that best meets your needs. Count on effective and economical solutions featuring new/used Wood Runner automated lumber retrieval, Truss Equipment, Wall Panel Equipment, Saws-Component, Radial Arm, Measuring Systems, Production Consultants.

Contact: Mr. Jay R. Halteman • 765-751-9990 • 888-751-9914
jayh@woodtrussystems.com • www.woodtrussystems.com

Many thanks to our generous show sponsors!

Gold Show Sponsors



Silver Show Sponsor



Bronze Show Sponsors

- Cargotec USA, Inc.
- Eagle Metal Products
- Eide
- Hardy Frames, Inc.
- Hundegger USA
- Lakeside Trailer Mfg., Inc.
- Lamco Forest Products
- Monet Desauw Inc.
- Resolute Forest Products
- SL-LASER Systems





Educational Sessions

Designed by & for Component Manufacturers!

Wednesday, October 17

10 am–12 pm

Train-the-Trainer

Panel: John Hogan, Vivco Components, LLC
Jess Lohse, Rocky Mountain Truss Co.
Richard P. Parrino, Plum Building Systems, LLC
Steven A. Spradlin, Capital Structures, Inc.
Mike Staples, Wood Tech, Inc.

Session 1: Learn How to Educate & Build Community
Session 2: Today's Framing Systems – Problems & Solutions

1–2:15 pm

Lumber Production, Grading & Design Values

Session 1: From Tree to Stick

Panel: Lumber in Components Council (LCC)
MSR Lumber Producers Council (MSRLPC)
Structural Building Components Association (SBCA)

Metrics for Managers: What to Measure & How

Panel: Tryge Anderson, TrussMart Building Components
Joseph D. Hikel, Shelter Systems Limited
Daniel N. Holland, Clearspan Components, Inc.

Efficient Design Techniques: Less is More

Panel: Brett Hiebert, Trussworthy Components, Inc.
TTT Level III Certified Truss Technicians

How Leaders Build a High-Performance Team for Owners/Managers

Speaker: Don Hutson, U.S. Learning

2:30–3:45 pm

Lumber Production, Grading & Design Values

Session 2: From Stick to Truss

Panel: Lumber in Components Council (LCC)
MSR Lumber Producers Council (MSRLPC)
Structural Building Components Association (SBCA)

Metrics for Managers: What to Measure & How

Panel: Tryge Anderson, TrussMart Building Components
Joseph D. Hikel, Shelter Systems Limited
Daniel N. Holland, Clearspan Components, Inc.

Efficient Design Techniques: Less is More

Panel: Brett Hiebert, Trussworthy Components, Inc.
TTT Level III Certified Truss Technicians

Sales and Negotiations Skills for Preserving Margin for Salespeople

Speaker: Don Hutson, U.S. Learning

4–5:15 pm

Lumber Production, Grading & Design Values

Session 3: MSR/MEL, The Advanced Stick

Panel: Lumber in Components Council (LCC)
MSR Lumber Producers Council (MSRLPC)
Structural Building Components Association (SBCA)

Your Litigation Playbook

Panel: Robert MacGillivray, Heartland Wood Products
Kent Pagel, Pagel, Davis & Hill, P.C.
Jim Thomas, Trussway Holdings, Inc.

Preparing for the Future of Hiring

Panel: Ben Hershey, ReWall Company, LLC
Additional panelists TBA

Keep It Positive: Moving from Surviving to Thriving

Speaker: Bruce S. Wilkinson, CSP, Workplace Consultants

Thursday, October 18

9:30–10:45 am

Lumber Production, Grading & Design Values

Session 2: From Stick to Truss

Lumber Production, Grading & Design Values

Session 3: MSR/MEL, The Advanced Stick

Changing Codes & Planning Ahead

Panel: Roger Axel, CBO, Assoc. of Minnesota Building Officials
Kirk Grundahl, P.E., SBCA
Paul G. Johnson, P.E., UFP San Antonio, LLC

Market Leadership & Differentiation

Speaker: Bruce S. Wilkinson, CSP, Workplace Consultants

Considering equipment? Consider Clark.


- Roof & Floor Truss Presses
- Multi-Head Truss Presses
- Modular Truss Presses
- Shuttle Presses
- Jack Presses
- H.D. Chord Splicers
- Floor Truss Machines
- Electric Horizontal Stackers
- Electric Peak-up Stackers
- Post & Column Machines
- Conveyor Systems
- Custom Machinery



800.743.9727

www.clark-ind.com

For reader service, go to www.sbcmag.info/clark



parting shots

Share your stories and photos with us! Send submissions to partingshots@sbcmag.info.

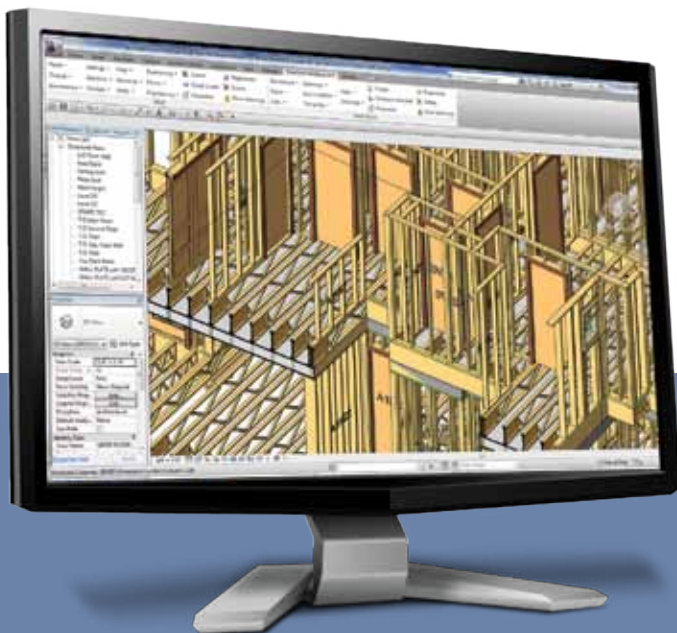


No, this isn't the latest haul from a fishing expedition; it's actually trusses on their way to a jobsite. Northwest Building Components, Inc. in Rathdrum, ID, designed, manufactured and delivered the trusses for this project expecting to drop them off at the jobsite, which was a fishing cabin. Only when the driver arrived at the delivery location, a boat dock, did he realize this wasn't a run-of-the-mill delivery.

"The driver asked where the cabin was, to which the customer pointed to the other side of the lake, where there is no access... except by boat," said Matthew Johnson, Design Manager at Northwest Building Components.

The trusses were unloaded by hand and transported across the lake by the builder. "When we were told that the trusses would be brought to the jobsite by boat, we figured they had a flat top boat or a barge of some sort, but this is the backwoods of North Idaho," joked Johnson. **SBC**

Complete BIM Metal & Wood Framing *MWF for Autodesk Revit*



MWF (Metal Wood Framing) for Autodesk® Revit® is your complete BIM framing-through-manufacturing software solution.

Automatically detect and frame walls, floors, ceilings, doors, windows and openings.

Generate stud and joist arrangements, connectors, panel numbers, 2D shop drawings and CNC output.



► **Download a FREE Trial!**

Visit www.strucsoftsolutions.com to download a 15-day FREE Trial of StrucSoft MWF today! Or call 514-731-0008 for more information.

Drop by for a demo at the BCMA show October 18th and 19th in booth #203!



Take Your Plant to New Heights with SCORE

REACH FOR EXCELLENCE

“There are no other business programs available that have such a positive impact on our bottom line the way SCORE does. We believe that these programs and their emphasis on best practices provide a priceless return on investment.”

Steven Spradlin
Capital Structures, Inc.
SCORE Elite

SCORE Elite

Capital Structures

capstructures.com
Fort Smith, AR

ProBuild Manufacturing

probuilt.com

Anchorage, AK	Albemarle, NC
Big Lake, AK	Berlin, NJ
Chugiak, AK	Albuquerque, NM
Kenai, AK	Delaware, OH
Dolores, CO	Clackamas, OR
Longmont, CO	Mitchell, SD
Lady Lake, FL	Buda, TX
Milton, FL	Carrollton, TX
Plant City, FL	Mercedes, TX
Norcross, GA	Winchester, VA
Pooler, GA	West Point, VA
Hawarden, IA	Arlington, WA
New Hampton, IA	West Richland WA
Indianapolis, IN	Spokane, WA
Valley Center, KS	De Pere, WI
Wadena, MN	

Shelter Systems Limited

sheltersystems.com
Westminster, MD

Sun State Components of Nevada, Inc.

sunstatenv.com
North Las Vegas, NV

SCORE Leaders

Dakota Craft Truss

dakotacraft.com
Rapid City, SD

Millard Lumber

millardlumber.com
Waverly, NE

Plum Building Systems, LLC

plumbuildingsystemsinc.com
West Des Moines, IA

True House, Inc.

truehouse.com
Jacksonville, FL

SCORE Achievers

Allensville Planing Mill

apm-inc.net
Allensville, PA

Latco Structural Components

latcoinc.com
Lincoln, AR

Truss Systems, Inc.

trussystemsinc.com
Oxford, GA



Set your company apart with SCORE's certification program that incorporates all of SBCA's education and training programs – helping you implement cost-effective industry best practices. Learn more about options and how to get started at sbcindustry.com/score.php.

BETTER. STRONGER. MORE VALUE!

THE NEW HA2.5

The new HA2.5 hurricane clip is the first in a new line of high-performance structural hardware designed and manufactured by ITW to outperform anything else on the market.

The HA2.5 is made from high strength steel to meet ITW's most demanding engineering standards. The HA2.5 offers up to 850 lbs of allowable uplift capacity. That is up to 370 lbs more than competitive products. Now you can save up to 50% on product and installation costs.

Place your order today!

Up to 77% HIGHER VALUES!

Compare Uplift at 160% with Southern Pine	
Competitor A	480 lbs
Competitor B	670 lbs
ITW BCG	850 lbs

(10ea 8dx1.5" nails)

- Code Compliant
- Packaged:
 - 200 pieces per carton
 - 60 cartons per pallet

Call or click: 800.521.9790 / ITWBCGHardware.com

STRUCTURAL CONNECTORS

ITW BCG Hardware
a division of ITW Building Components Group

2820 N. Great Southwest Parkway, Grand Prairie, TX 75050

For reader service, go to www.sbcmag.info/itw

