

2021 Legislative Session

Due to the COVID-19 pandemic, the 2021 legislative session is being held virtually. While this change has dramatically transformed the process, our Government Affairs team is committed to your participation – your much needed testimony is crucial this session.

If you have any questions, please reach out to a Membership Specialist at membership@RHAWa.org.

Encouraging Engagement to Grow the Grassroots Effort

2021 Legislative Session Grassroots Briefing Room

We are encouraging members to participate in the 2021 Legislative Session Grassroots Briefing Room! Government Affairs staff and lobbyists will be available to consult with you in the Virtual Briefing Room one hour prior to each hearing. They can assist you with signing up for your remote committee testimony and help you prepare your speaking points prior to your appointment.

Additionally, our 2021 Legislative Session Grassroots Briefing Room will host a weekly meet-up with Government Affairs staff to:

- Discuss the proposed bills and how you may be able to influence your representatives as they consider which to endorse.
- Talk to elected officials and other industry influencers
- Share your stories!

[Register for 2021 Legislative Session Grassroots Briefing Room](#). Once registered, you will receive an email with room link and additional information that will help you support housing provider advocacy efforts and involvement throughout legislative session.

REGISTER

Rental Housing Coalition's Calls to Action

Watch your inbox for Calls to Action! RHAWA has organized partner trade associations representing independent housing providers through a new Rental Housing Coalition. Content from this coalition is developed and approved by our advocacy team. All Calls to Action and advocacy updates will include a way to submit written testimony, or a link that will grant you easy access to the sign-up process.

If you are not receiving these emails, please contact a Membership Specialist at membership@RHAWa.org.

Advocacy Center

Visit the [Advocacy Center](#) for current details on 2021 Legislative Bills as they become available.

Blog Posts

A collection of posts related to the 2021 Legislative Session may be found on our blog [here](#).



Participating in 2021 Virtual Legislative Session

Meetings will be held virtually this year primarily over Zoom. (Legislators will also be using Microsoft Teams to conduct caucus meetings.) These zoom meetings will mostly be the usual 15-minute intervals as they would in person, but some may run longer or shorter. If you are participating in a scheduled meeting, please be block off 30 minutes to provide a logistical cushion to maximize our time with the Legislator and accommodate their busy schedules. Brevity will also be crucial to ensure we get all our priorities heard and answer any questions the Legislator may have.

TVW has committed to continuing their partnership with the State of Washington to broadcast all committee hearings and Floor activity. We will provide updates, summaries and notifications regarding important hearings but below are links to view them on your own:

- Committee hearing information can be found [here](#).
- Watch online at: twv.org

If at any point you have questions or concerns, please reference to our How-To Guide Video [here](#), join our [Grassroots Briefing Room](#) to talk to staff or lobbyists, or reach out to us at advocacy@RHAwa.org.

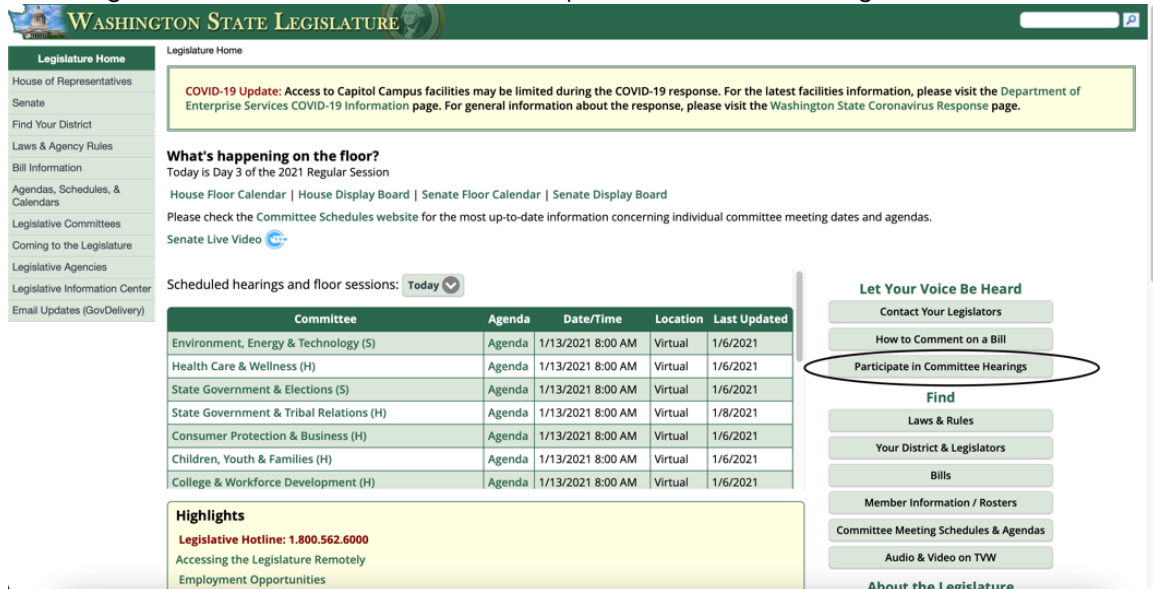
How to Submit Written Testimony

1. Select the committee and meeting date and time, then select the bill for which you would like to submit written testimony.
2. Select "I would like to Submit Written Testimony." Written testimony will close 24 hours after the start time of the hearing.
3. Provide your written comments in the form. Your comments will be sent to legislative members and staff of the committee, and will be included in the legislative record for bill and meeting archival purposes, but will not be used as part of testimony summary materials on the bill report.

How to Register to Testify Remotely

Registrations must be completed an hour before hearing time or you will be excluded from testimony.

- Go to <https://leg.wa.gov>.
- On the right-hand side of the screen, click "Participate in Committee Hearings."



WASHINGTON STATE LEGISLATURE

Legislature Home

COVID-19 Update: Access to Capitol Campus facilities may be limited during the COVID-19 response. For the latest facilities information, please visit the Department of Enterprise Services COVID-19 Information page. For general information about the response, please visit the Washington State Coronavirus Response page.

What's happening on the floor?
Today is Day 3 of the 2021 Regular Session
House Floor Calendar | House Display Board | Senate Floor Calendar | Senate Display Board
Please check the Committee Schedules website for the most up-to-date information concerning individual committee meeting dates and agendas.
Senate Live Video

Scheduled hearings and floor sessions: Today

Committee	Agenda	Date/Time	Location	Last Updated
Environment, Energy & Technology (S)	Agenda	1/13/2021 8:00 AM	Virtual	1/6/2021
Health Care & Wellness (H)	Agenda	1/13/2021 8:00 AM	Virtual	1/6/2021
State Government & Elections (S)	Agenda	1/13/2021 8:00 AM	Virtual	1/6/2021
State Government & Tribal Relations (H)	Agenda	1/13/2021 8:00 AM	Virtual	1/8/2021
Consumer Protection & Business (H)	Agenda	1/13/2021 8:00 AM	Virtual	1/6/2021
Children, Youth & Families (H)	Agenda	1/13/2021 8:00 AM	Virtual	1/6/2021
College & Workforce Development (H)	Agenda	1/13/2021 8:00 AM	Virtual	1/6/2021

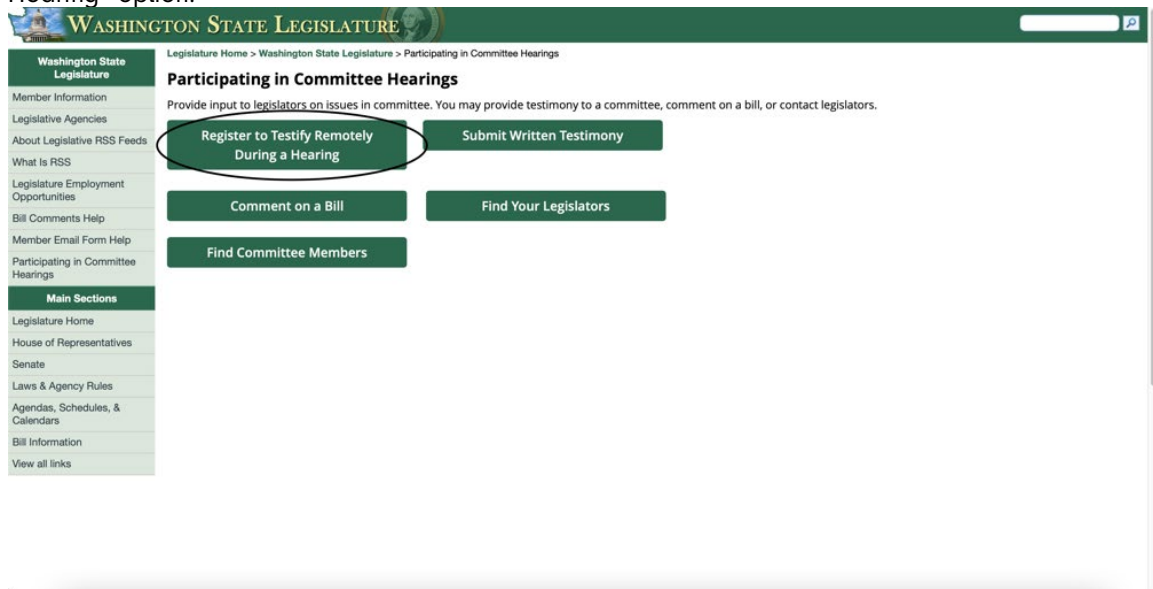
Highlights
Legislative Hotline: 1.800.562.6000
Accessing the Legislature Remotely
Employment Opportunities

Let Your Voice Be Heard

- Contact Your Legislators
- How to Comment on a Bill
- Participate in Committee Hearings**
- Find
 - Laws & Rules
 - Your District & Legislators
 - Bills
 - Member Information / Rosters
 - Committee Meeting Schedules & Agendas
 - Audio & Video on TVW

About the Legislature

- Click on the option you would like. We will be explaining the "Register to Testify Remotely During a Hearing" option.



WASHINGTON STATE LEGISLATURE

Legislature Home > Washington State Legislature > Participating in Committee Hearings

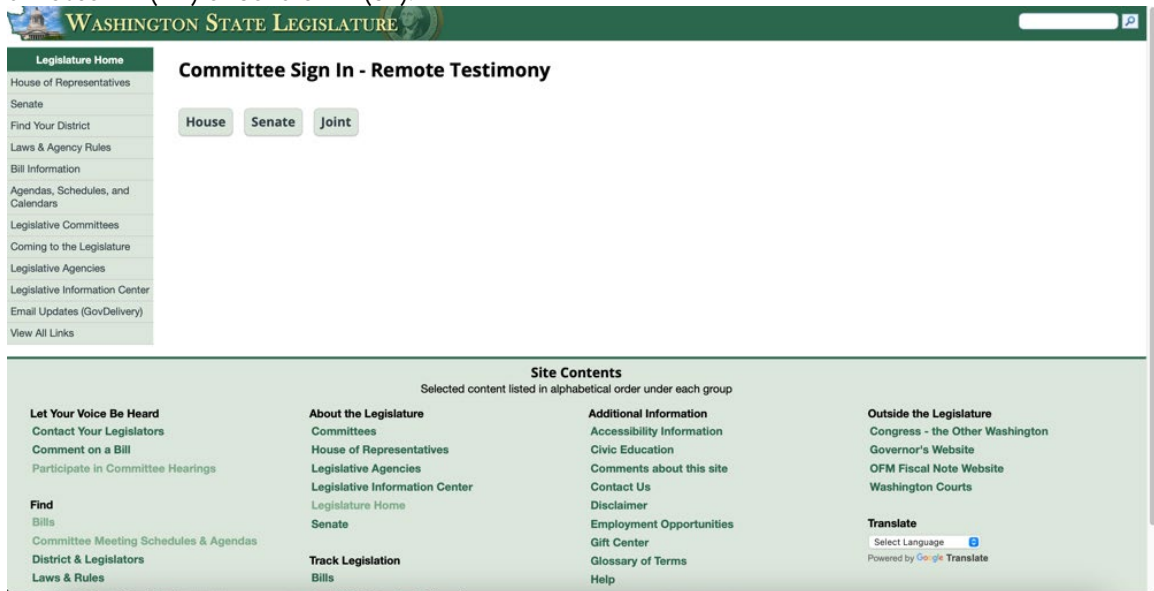
Participating in Committee Hearings
Provide input to legislators on issues in committee. You may provide testimony to a committee, comment on a bill, or contact legislators.

- Register to Testify Remotely During a Hearing**
- Submit Written Testimony
- Comment on a Bill
- Find Your Legislators
- Find Committee Members

Main Sections

- Legislature Home
- House of Representatives
- Senate
- Laws & Agency Rules
- Agendas, Schedules, & Calendars
- Bill Information
- View all links

- After clicking on “Register to Testify Remotely During a Hearing”, you will need to select whether it is a House Bill (HB) or Senate Bill (SB).



WASHINGTON STATE LEGISLATURE

Legislature Home

House of Representatives

Senate

Find Your District

Laws & Agency Rules

Bill Information

Agendas, Schedules, and Calendars

Legislative Committees

Coming to the Legislature

Legislative Agencies

Legislative Information Center

Email Updates (GovDelivery)

View All Links

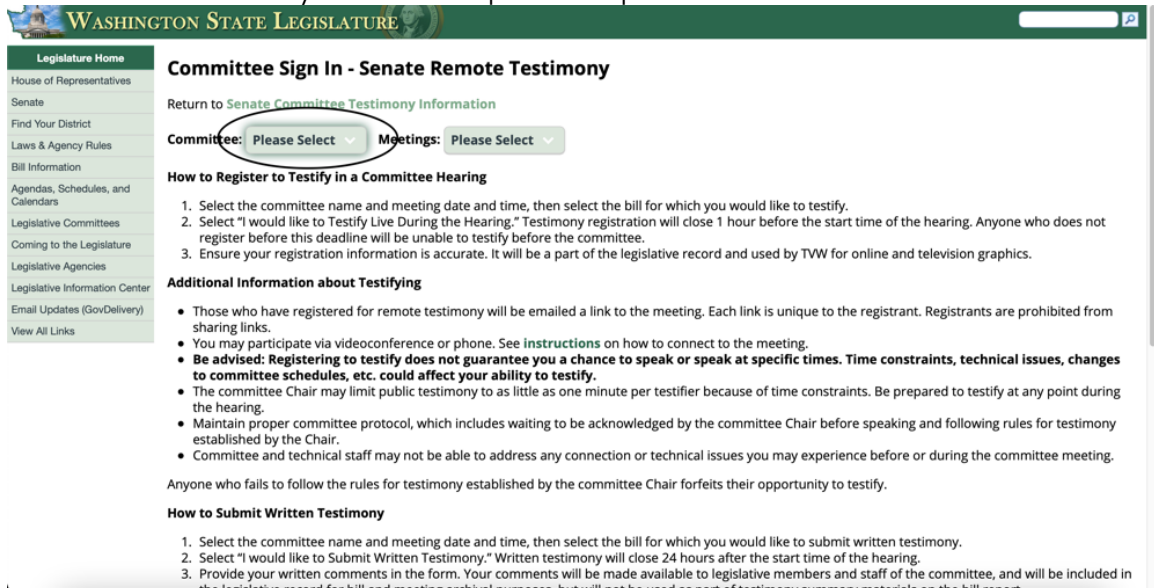
Committee Sign In - Remote Testimony

House Senate Joint

Site Contents
Selected content listed in alphabetical order under each group

<p>Let Your Voice Be Heard</p> <p>Contact Your Legislators</p> <p>Comment on a Bill</p> <p>Participate in Committee Hearings</p> <p>Find</p> <p>Bills</p> <p>Committee Meeting Schedules & Agendas</p> <p>District & Legislators</p> <p>Laws & Rules</p>	<p>About the Legislature</p> <p>Committees</p> <p>House of Representatives</p> <p>Legislative Agencies</p> <p>Legislative Information Center</p> <p>Legislature Home</p> <p>Senate</p> <p>Track Legislation</p> <p>Bills</p>	<p>Additional Information</p> <p>Accessibility Information</p> <p>Civic Education</p> <p>Comments about this site</p> <p>Contact Us</p> <p>Disclaimer</p> <p>Employment Opportunities</p> <p>Gift Center</p> <p>Glossary of Terms</p> <p>Help</p>	<p>Outside the Legislature</p> <p>Congress - the Other Washington</p> <p>Governor's Website</p> <p>OFM Fiscal Note Website</p> <p>Washington Courts</p> <p>Translate</p> <p>Select Language</p> <p>Powered by Google Translate</p>
--	--	--	--

- Click on “Please Select” by committee to open the dropdown menu.



WASHINGTON STATE LEGISLATURE

Legislature Home

House of Representatives

Senate

Find Your District

Laws & Agency Rules

Bill Information

Agendas, Schedules, and Calendars

Legislative Committees

Coming to the Legislature

Legislative Agencies

Legislative Information Center

Email Updates (GovDelivery)

View All Links

Committee Sign In - Senate Remote Testimony

Return to Senate Committee Testimony Information

Committee: Please Select Meetings: Please Select

How to Register to Testify in a Committee Hearing

1. Select the committee name and meeting date and time, then select the bill for which you would like to testify.
2. Select “I would like to Testify Live During the Hearing.” Testimony registration will close 1 hour before the start time of the hearing. Anyone who does not register before this deadline will be unable to testify before the committee.
3. Ensure your registration information is accurate. It will be a part of the legislative record and used by TWV for online and television graphics.

Additional Information about Testifying

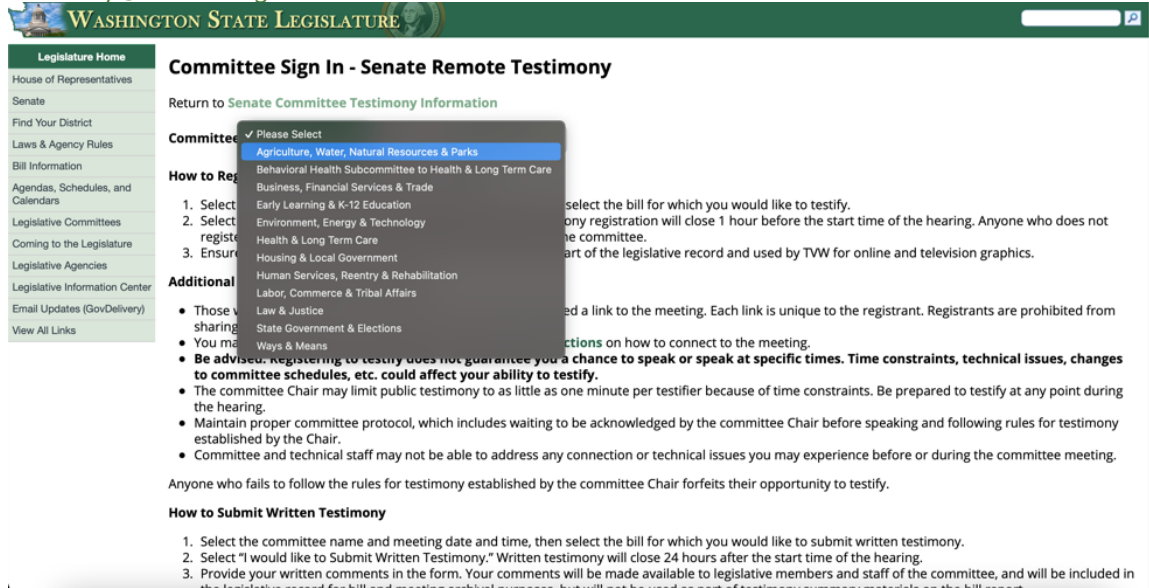
- Those who have registered for remote testimony will be emailed a link to the meeting. Each link is unique to the registrant. Registrants are prohibited from sharing links.
- You may participate via videoconference or phone. See instructions on how to connect to the meeting.
- **Be advised: Registering to testify does not guarantee you a chance to speak or speak at specific times. Time constraints, technical issues, changes to committee schedules, etc. could affect your ability to testify.**
- The committee Chair may limit public testimony to as little as one minute per testifier because of time constraints. Be prepared to testify at any point during the hearing.
- Maintain proper committee protocol, which includes waiting to be acknowledged by the committee Chair before speaking and following rules for testimony established by the Chair.
- Committee and technical staff may not be able to address any connection or technical issues you may experience before or during the committee meeting.

Anyone who fails to follow the rules for testimony established by the committee Chair forfeits their opportunity to testify.

How to Submit Written Testimony

1. Select the committee name and meeting date and time, then select the bill for which you would like to submit written testimony.
2. Select “I would like to Submit Written Testimony.” Written testimony will close 24 hours after the start time of the hearing.
3. Provide your written comments in the form. Your comments will be made available to legislative members and staff of the committee, and will be included in the legislative record for bill and meeting archival purposes, but will not be used as part of testimony summary materials on the bill report.

- Select the committee hearing that you would like to testify in. Call to Action emails will take you past this point, but if you are unsure, the email should say which committee is hearing the bill. If you cannot find the committee or the email does not say, please do not hesitate to contact us at advocacy@RHAwa.org.



Committee Sign In - Senate Remote Testimony

Return to [Senate Committee Testimony Information](#)

Committee: Please Select

- Agriculture, Water, Natural Resources & Parks
- Behavioral Health Subcommittee to Health & Long Term Care
- Business, Financial Services & Trade
- Early Learning & K-12 Education
- Environment, Energy & Technology
- Health & Long Term Care
- Housing & Local Government
- Human Services, Reentry & Rehabilitation
- Labor, Commerce & Tribal Affairs
- Law & Justice
- State Government & Elections
- Ways & Means

How to Register to Testify in a Committee Hearing

1. Select the committee name and meeting date and time, then select the bill for which you would like to testify. Testimony registration will close 1 hour before the start time of the hearing. Anyone who does not register before this deadline will be unable to testify before the committee.
2. Select "I would like to Testify Live During the Hearing." Testimony registration will close 1 hour before the start time of the hearing. Anyone who does not register before this deadline will be unable to testify before the committee.
3. Ensure your registration information is accurate. It will be a part of the legislative record and used by TW for online and television graphics.

Additional Information about Testifying

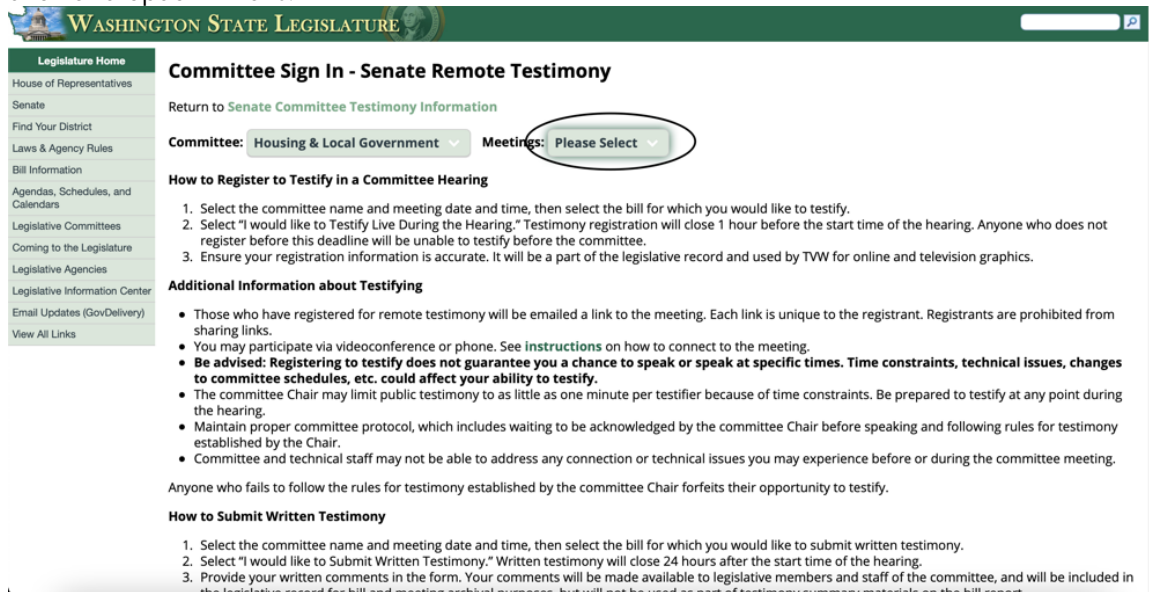
- Those who have registered for remote testimony will be emailed a link to the meeting. Each link is unique to the registrant. Registrants are prohibited from sharing links.
- You may participate via videoconference or phone. See [instructions](#) on how to connect to the meeting.
- **Be advised: Registering to testify does not guarantee you a chance to speak or speak at specific times. Time constraints, technical issues, changes to committee schedules, etc. could affect your ability to testify.**
- The committee Chair may limit public testimony to as little as one minute per testifier because of time constraints. Be prepared to testify at any point during the hearing.
- Maintain proper committee protocol, which includes waiting to be acknowledged by the committee Chair before speaking and following rules for testimony established by the Chair.
- Committee and technical staff may not be able to address any connection or technical issues you may experience before or during the committee meeting.

Anyone who fails to follow the rules for testimony established by the committee Chair forfeits their opportunity to testify.

How to Submit Written Testimony

1. Select the committee name and meeting date and time, then select the bill for which you would like to submit written testimony.
2. Select "I would like to Submit Written Testimony." Written testimony will close 24 hours after the start time of the hearing.
3. Provide your written comments in the form. Your comments will be made available to legislative members and staff of the committee, and will be included in the legislative record for bill and meeting archival purposes, but will not be used as part of testimony summary materials on the bill record.

- Once you have selected the committee, click on "Please select" next to meetings. That will open another dropdown menu.



Committee Sign In - Senate Remote Testimony

Return to [Senate Committee Testimony Information](#)

Committee: Housing & Local Government

Meetings: Please Select

How to Register to Testify in a Committee Hearing

1. Select the committee name and meeting date and time, then select the bill for which you would like to testify. Testimony registration will close 1 hour before the start time of the hearing. Anyone who does not register before this deadline will be unable to testify before the committee.
2. Select "I would like to Testify Live During the Hearing." Testimony registration will close 1 hour before the start time of the hearing. Anyone who does not register before this deadline will be unable to testify before the committee.
3. Ensure your registration information is accurate. It will be a part of the legislative record and used by TW for online and television graphics.

Additional Information about Testifying

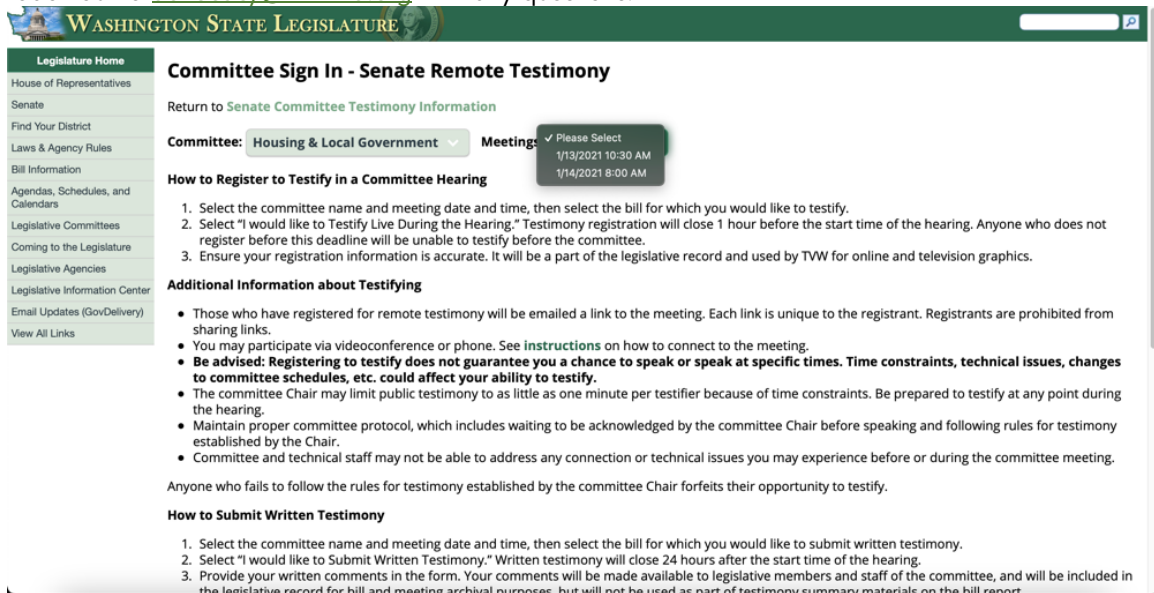
- Those who have registered for remote testimony will be emailed a link to the meeting. Each link is unique to the registrant. Registrants are prohibited from sharing links.
- You may participate via videoconference or phone. See [instructions](#) on how to connect to the meeting.
- **Be advised: Registering to testify does not guarantee you a chance to speak or speak at specific times. Time constraints, technical issues, changes to committee schedules, etc. could affect your ability to testify.**
- The committee Chair may limit public testimony to as little as one minute per testifier because of time constraints. Be prepared to testify at any point during the hearing.
- Maintain proper committee protocol, which includes waiting to be acknowledged by the committee Chair before speaking and following rules for testimony established by the Chair.
- Committee and technical staff may not be able to address any connection or technical issues you may experience before or during the committee meeting.

Anyone who fails to follow the rules for testimony established by the committee Chair forfeits their opportunity to testify.

How to Submit Written Testimony

1. Select the committee name and meeting date and time, then select the bill for which you would like to submit written testimony.
2. Select "I would like to Submit Written Testimony." Written testimony will close 24 hours after the start time of the hearing.
3. Provide your written comments in the form. Your comments will be made available to legislative members and staff of the committee, and will be included in the legislative record for bill and meeting archival purposes, but will not be used as part of testimony summary materials on the bill record.

- Click on the hearing you would like to testify in. Again, the link you receive will bypass this step. The hearing date and time will be included in the email concerning the bill. Please do not hesitate to reach out to advocacy@RHAwa.org with any questions.



Committee Sign In - Senate Remote Testimony

Return to [Senate Committee Testimony Information](#)

Committee: **Housing & Local Government** Meetings: **Please Select**
1/13/2021 10:30 AM
1/14/2021 8:00 AM

How to Register to Testify in a Committee Hearing

- Select the committee name and meeting date and time, then select the bill for which you would like to testify.
- Select "I would like to Testify Live During the Hearing." Testimony registration will close 1 hour before the start time of the hearing. Anyone who does not register before this deadline will be unable to testify before the committee.
- Ensure your registration information is accurate. It will be a part of the legislative record and used by TWV for online and television graphics.

Additional Information about Testifying

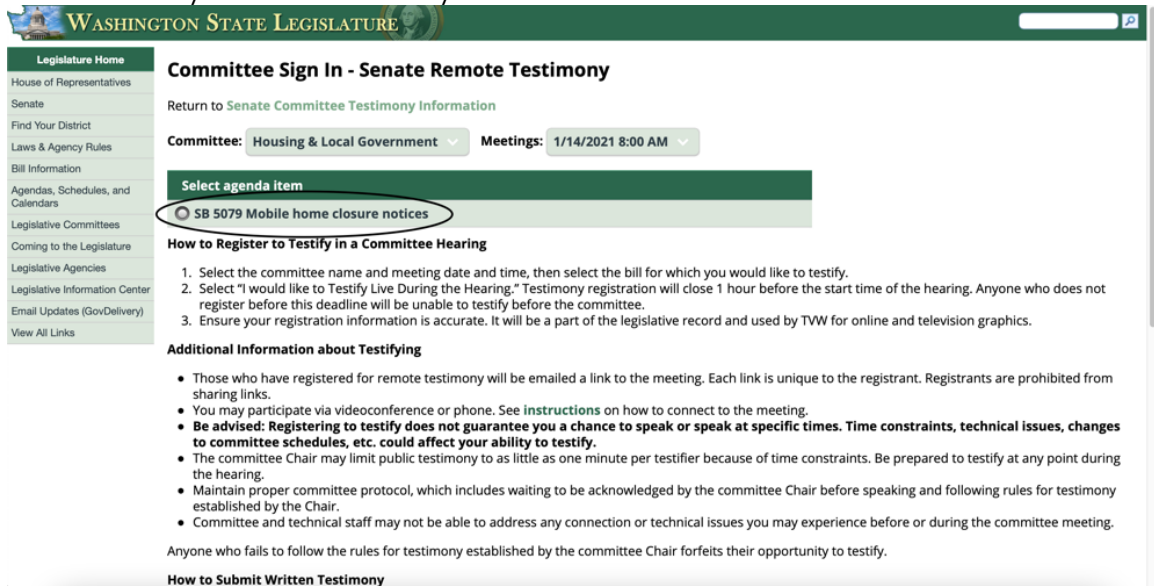
- Those who have registered for remote testimony will be emailed a link to the meeting. Each link is unique to the registrant. Registrants are prohibited from sharing links.
- You may participate via videoconference or phone. See [instructions](#) on how to connect to the meeting.
- Be advised: Registering to testify does not guarantee you a chance to speak or speak at specific times. Time constraints, technical issues, changes to committee schedules, etc. could affect your ability to testify.**
- The committee Chair may limit public testimony to as little as one minute per testifier because of time constraints. Be prepared to testify at any point during the hearing.
- Maintain proper committee protocol, which includes waiting to be acknowledged by the committee Chair before speaking and following rules for testimony established by the Chair.
- Committee and technical staff may not be able to address any connection or technical issues you may experience before or during the committee meeting.

Anyone who fails to follow the rules for testimony established by the committee Chair forfeits their opportunity to testify.

How to Submit Written Testimony

- Select the committee name and meeting date and time, then select the bill for which you would like to submit written testimony.
- Select "I would like to Submit Written Testimony." Written testimony will close 24 hours after the start time of the hearing.
- Provide your written comments in the form. Your comments will be made available to legislative members and staff of the committee, and will be included in the legislative record for bill and meeting archival purposes, but will not be used as part of testimony summary materials on the bill report.

- Click on the bill you would like to testify on.



Committee Sign In - Senate Remote Testimony

Return to [Senate Committee Testimony Information](#)

Committee: **Housing & Local Government** Meetings: **1/14/2021 8:00 AM**

Select agenda item

SB 5079 Mobile home closure notices

How to Register to Testify in a Committee Hearing

- Select the committee name and meeting date and time, then select the bill for which you would like to testify.
- Select "I would like to Testify Live During the Hearing." Testimony registration will close 1 hour before the start time of the hearing. Anyone who does not register before this deadline will be unable to testify before the committee.
- Ensure your registration information is accurate. It will be a part of the legislative record and used by TWV for online and television graphics.

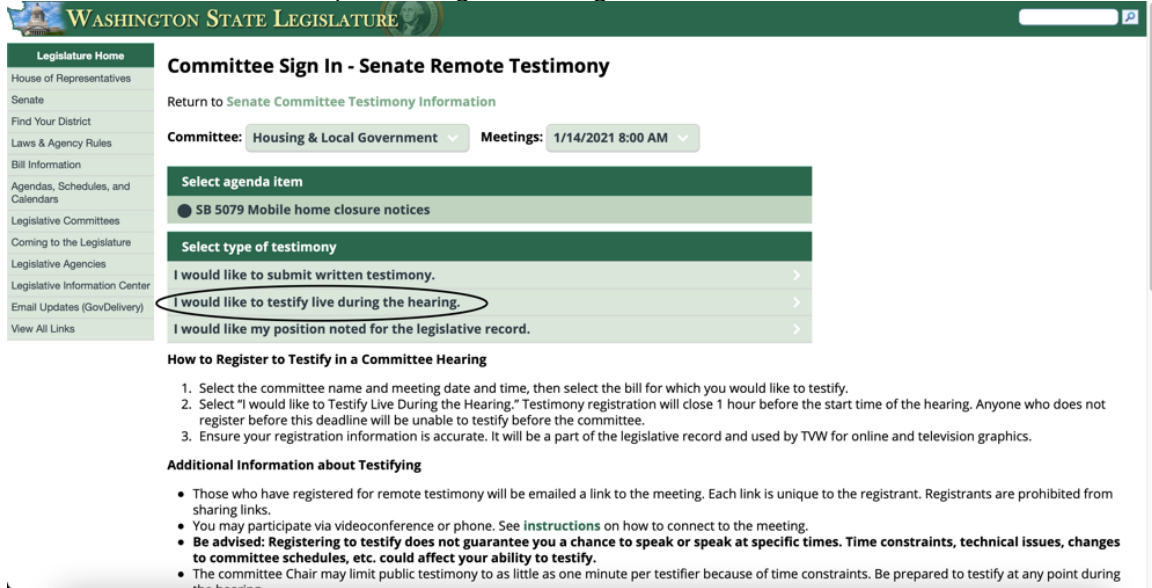
Additional Information about Testifying

- Those who have registered for remote testimony will be emailed a link to the meeting. Each link is unique to the registrant. Registrants are prohibited from sharing links.
- You may participate via videoconference or phone. See [instructions](#) on how to connect to the meeting.
- Be advised: Registering to testify does not guarantee you a chance to speak or speak at specific times. Time constraints, technical issues, changes to committee schedules, etc. could affect your ability to testify.**
- The committee Chair may limit public testimony to as little as one minute per testifier because of time constraints. Be prepared to testify at any point during the hearing.
- Maintain proper committee protocol, which includes waiting to be acknowledged by the committee Chair before speaking and following rules for testimony established by the Chair.
- Committee and technical staff may not be able to address any connection or technical issues you may experience before or during the committee meeting.

Anyone who fails to follow the rules for testimony established by the committee Chair forfeits their opportunity to testify.

How to Submit Written Testimony

- Click on "I would like to testify live during the hearing."



Committee Sign In - Senate Remote Testimony

Return to Senate Committee Testimony Information

Committee: **Housing & Local Government** Meetings: **1/14/2021 8:00 AM**

Select agenda item

- SB 5079 Mobile home closure notices

Select type of testimony

- I would like to submit written testimony. >
- I would like to testify live during the hearing.** >
- I would like my position noted for the legislative record. >

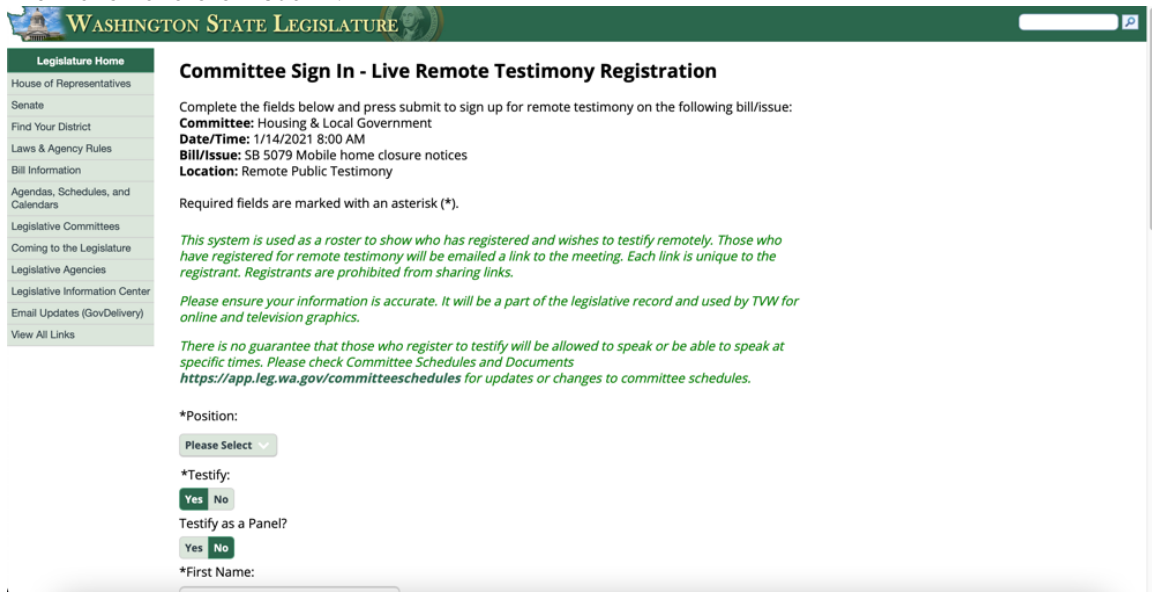
How to Register to Testify in a Committee Hearing

1. Select the committee name and meeting date and time, then select the bill for which you would like to testify.
2. Select "I would like to Testify Live During the Hearing." Testimony registration will close 1 hour before the start time of the hearing. Anyone who does not register before this deadline will be unable to testify before the committee.
3. Ensure your registration information is accurate. It will be a part of the legislative record and used by TVW for online and television graphics.

Additional Information about Testifying

- Those who have registered for remote testimony will be emailed a link to the meeting. Each link is unique to the registrant. Registrants are prohibited from sharing links.
- You may participate via videoconference or phone. See instructions on how to connect to the meeting.
- **Be advised: Registering to testify does not guarantee you a chance to speak or speak at specific times. Time constraints, technical issues, changes to committee schedules, etc. could affect your ability to testify.**
- The committee Chair may limit public testimony to as little as one minute per testifier because of time constraints. Be prepared to testify at any point during the hearing.

- The testification sign up link you receive should take you right to this page. Fill out your personal information and click "Submit."



Committee Sign In - Live Remote Testimony Registration

Complete the fields below and press submit to sign up for remote testimony on the following bill/issue:

Committee: Housing & Local Government
Date/Time: 1/14/2021 8:00 AM
Bill/Issue: SB 5079 Mobile home closure notices
Location: Remote Public Testimony

Required fields are marked with an asterisk (*).

This system is used as a roster to show who has registered and wishes to testify remotely. Those who have registered for remote testimony will be emailed a link to the meeting. Each link is unique to the registrant. Registrants are prohibited from sharing links.

Please ensure your information is accurate. It will be a part of the legislative record and used by TVW for online and television graphics.

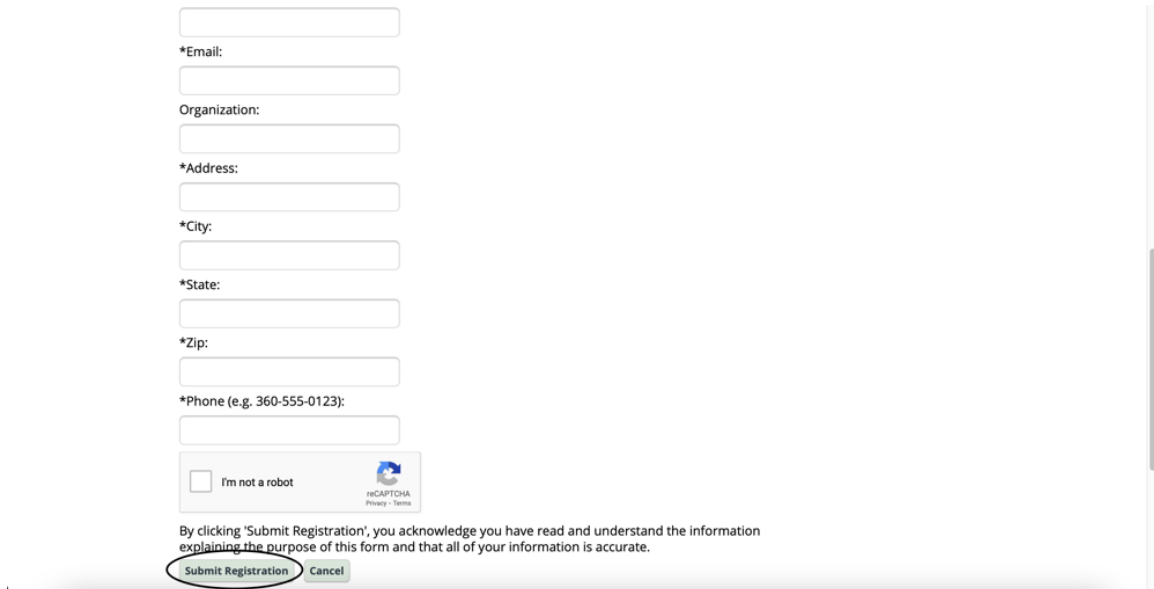
There is no guarantee that those who register to testify will be allowed to speak or be able to speak at specific times. Please check Committee Schedules and Documents <https://app.leg.wa.gov/committeeschedules> for updates or changes to committee schedules.

*Position:
Please Select

*Testify:
 Yes No

Testify as a Panel?
 Yes No

*First Name:



*Email:

Organization:


*Address:

*City:

*State:

*Zip:

*Phone (e.g. 360-555-0123):

I'm not a robot 

By clicking "Submit Registration", you acknowledge you have read and understand the information explaining the purpose of this form and that all of your information is accurate.

- Once you complete that, you will receive a confirmation email with instructions and a link to join the hearing. One of our lobbyists will be available in the [Grassroots Briefing Room](#) an hour prior to any hearing we send out a call to action for to help you organize your talking points and give you tips and tricks.

Additional Information about Testifying

1. **Registrations must be completed an hour before hearing time or you will be excluded from testimony.**
2. Those who register for remote testimony will be emailed a Zoom link to the meeting upon registration. Each link is unique to the registrant. Registrants are prohibited from sharing links.
3. You may participate via videoconference or phone. See [instructions](#) on how to connect to the meeting.
4. There is no guarantee that those who register to testify will be allowed to speak or be able to speak at specific times. You may be required to limit your comments.
5. Maintain proper meeting decorum, including waiting to be acknowledged by the Chair before speaking and following rules for testimony established by the Chair.
6. Committee and technical staff may not be able to address any connection or technical issues you may experience before or during the committee meeting.
7. Anyone who fails to follow the rules for testimony established by the Chair may forfeit their opportunity to testify.

Special Accommodations

If you require special accommodation to testify before a committee, please refer to options on the [Legislature's Americans with Disabilities Act Information page](#).