



CAMT ONLINE COURSEWORK TUTORIAL

April 2024

Online Course Requirements

CAMT online course requirements include:

- ▣ CAMT Practice Scenarios
- ▣ CAMT Soft Skills Training

Accessing the Online Courses

- ❑ CAMT candidates must complete the online practice scenarios and an online soft skills training course once they have completed the classroom training.
- ❑ Candidates must have an NAA account and be enrolled in the CAMT program through NAA in order to access the online courses (see Steps 1 and 2 above).
- ❑ To access the online practice scenarios, click here: <https://gowithvisto.org/camtsoftskills>.
- ❑ Click on the Add to Cart button.

Accessing the Online Courses

visto Powered by Grace Hill and NAAEI

[Home](#) [Career Paths](#) [Catalog](#) [Blog](#) [About](#) [Support](#) [Classroom](#)

[Home](#) > [CAMT Soft Skills and Practice Scenarios](#)



CAMT Soft Skills and Practice Scenarios

\$0.00

Course Description

There are two components of CAMT Online Training: the soft skills course and the practice scenarios. Complete both sections in preparation for your CAMT exam. You may review this material as many times as needed.

This courseware is the online portion of the larger CAMT credential. Add this course to your cart and complete the check out process. This course will be added to your Visto library for you to complete. Once the course is complete, a transcript is available in the Achievements section of your account.

Course Details

Course Type: [Course](#)
Course Length: [2 hours](#)
Course Provider: [NAAEI](#)
CECs: [0](#)

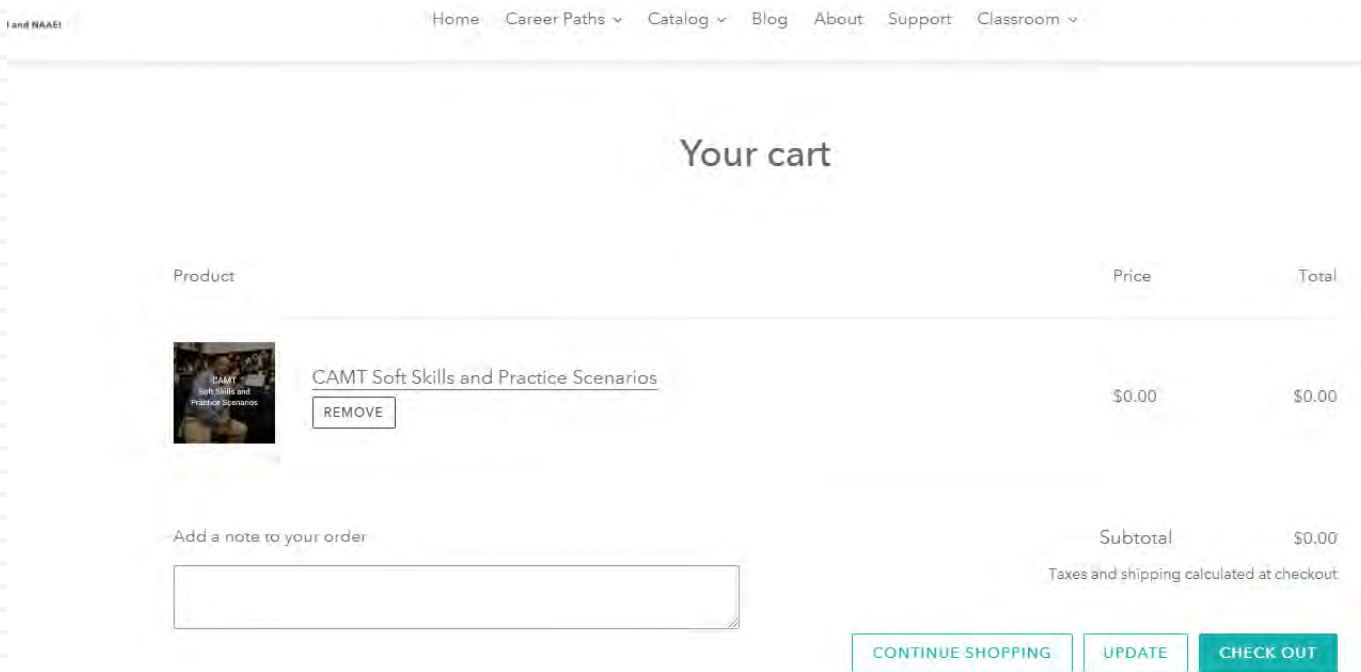
ADD TO CART

BUY IT NOW



Accessing the Online Courses

- Your cart will appear. Click Check Out.



Accessing the Online Courses

My Account

Log In [Create an Account](#)

First Name * Last Name *

Position Company

Email (username) * Phone

NAAEI ID Password *

[Forgot NAA Member ID?](#) | [Create an NAA ID](#)

Career Paths *

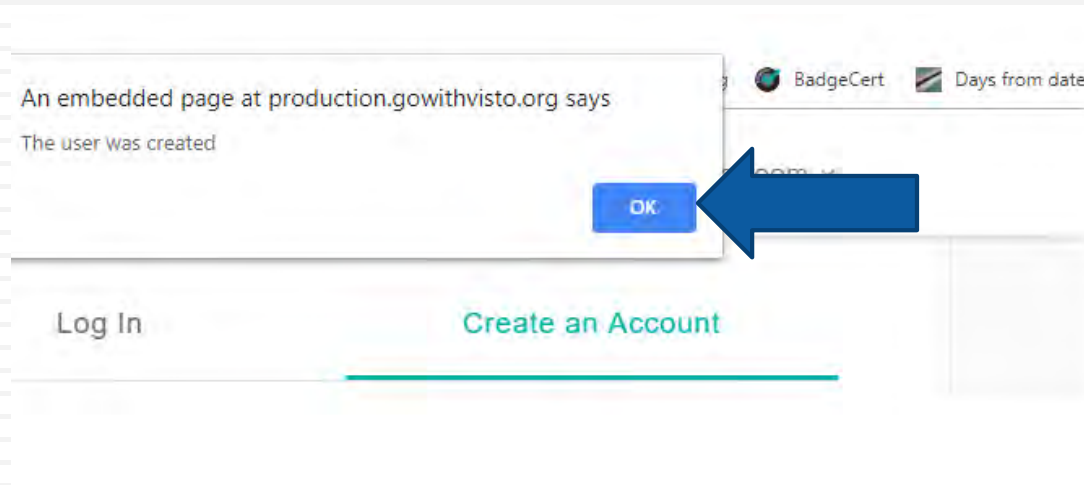
☐ I would like to be added to your [mailing list](#).

[Create Account](#)

- Click on the “Create an Account” tab.
- This is where you create your Visto account. This account is **separate from and not connected to** your NAA account.
- Complete the required fields (marked with an *), and click “Create Account”.

Accessing the Online Courses


- A box will pop up. Click “ok”, as indicated by the arrow below.




Accessing the Online Courses

- Complete the required fields (marked with an *) of the “My Industry Profile”. Then, click “Save.”

My Industry Profile

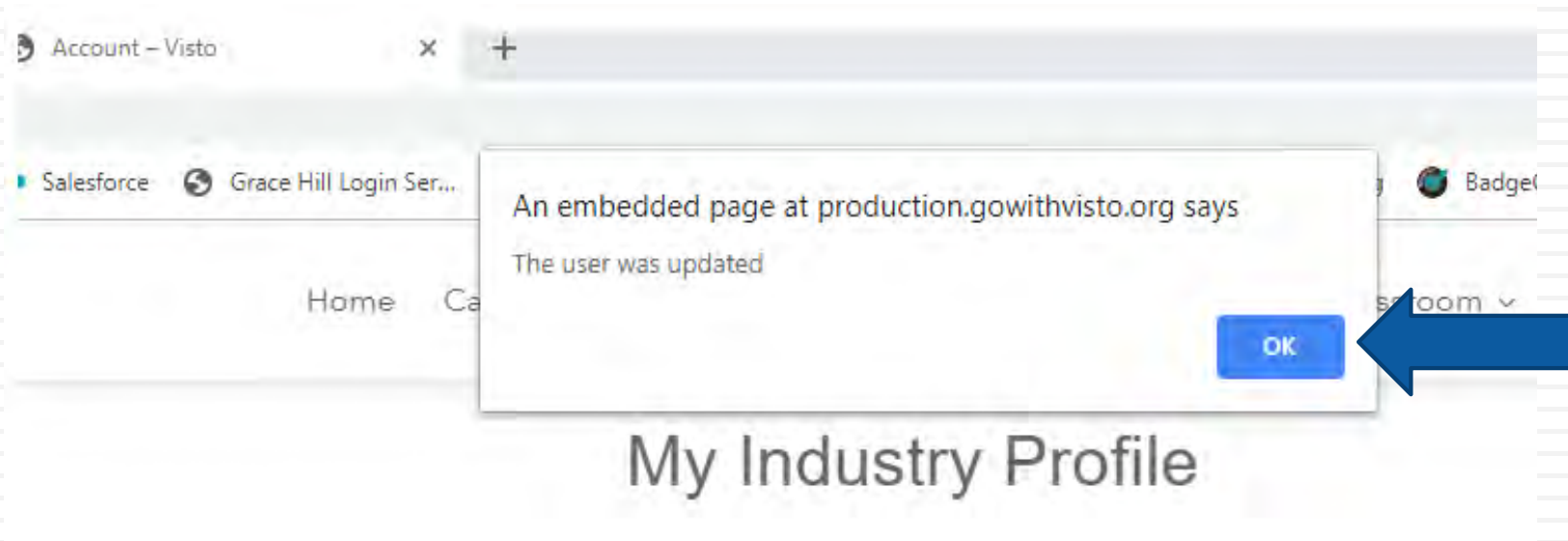

[Edit Profile Photo](#)

First Name * Elizabeth	Last Name * Test
Position	Company
Email (username)* yz2432@columbia.edu	Phone
NAAEI ID	Password
Forgot NAA Member ID?	Reset Password
Create an NAA ID	
<input type="checkbox"/> I would like to be added to our mailing list .	
Cancel	Save



Accessing the Online Courses

- A box will pop up. Click “ok”, as indicated by the arrow below.



Accessing the Online Courses

- Click on the shopping cart in the upper right corner.

visto[™] Powered by Grace Hill and NAAEI

[Home](#) [Career Paths](#) [Catalog](#) [Blog](#) [About](#) [Support](#) [Classroom](#)



[← Home](#) [> My Industry Profile](#)

[Logout](#)

My Industry Profile



[Edit Profile Photo](#)

First Name *

Elizabeth


Last Name *

Z

Accessing the Online Courses

- You will see your cart. Click Check Out.

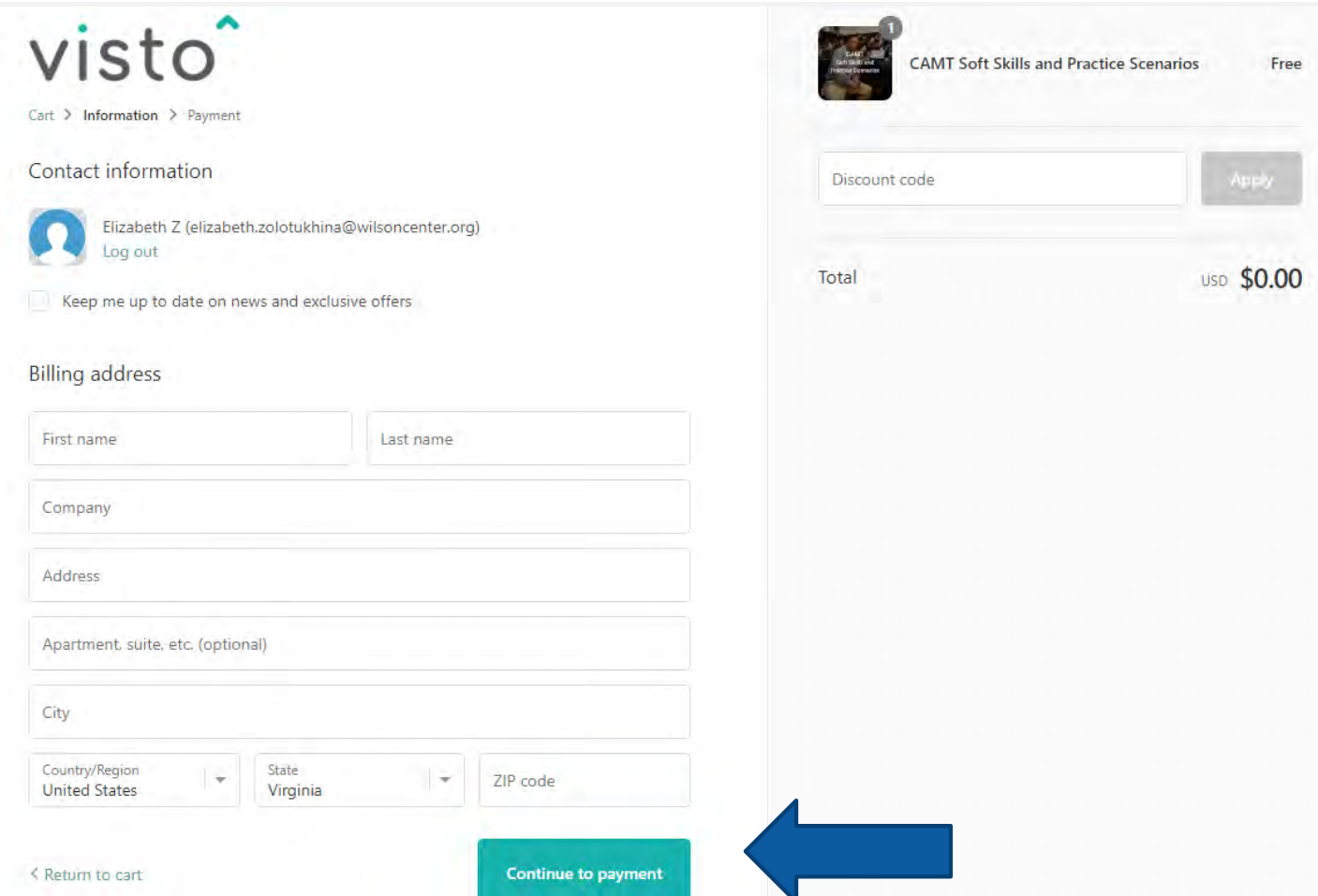
The screenshot displays the 'Your cart' page on the Visto website. The header includes the Visto logo (Powered by Grace Hill and NAAEI) and a navigation menu with links to Home, Career Paths, Catalog, Blog, About, Support, and Classroom. A search bar and user account icon are in the top right. The main content area shows a table with the following items:

Product	Price	Total
 CAMT Soft Skills and Practice Scenarios REMOVE	\$0.00	\$0.00

Below the table, there is a text box for 'Add a note to your order' and a 'Subtotal' of \$0.00. A note states 'Taxes and shipping calculated at checkout'. At the bottom, there are three buttons: 'CONTINUE SHOPPING', 'UPDATE', and 'CHECK OUT'. A large blue arrow points to the 'CHECK OUT' button. A Google Pay button is also visible.

Accessing the Online Courses

- ❑ Complete the Billing Information section. All fields are required. **You will not be asked to enter payment information and will not be charged for this purchase.**
- ❑ Click “Continue to payment”



The screenshot displays the Visto checkout interface. On the left, the 'visto' logo is at the top, followed by a breadcrumb trail: 'Cart > Information > Payment'. Below this is the 'Contact information' section, which includes a user profile for 'Elizabeth Z (elizabeth.zolotukhina@wilsoncenter.org)' with a 'Log out' link, and a checkbox for 'Keep me up to date on news and exclusive offers'. The 'Billing address' section contains several input fields: 'First name', 'Last name', 'Company', 'Address', 'Apartment, suite, etc. (optional)', 'City', 'Country/Region' (set to 'United States'), 'State' (set to 'Virginia'), and 'ZIP code'. At the bottom left of this section is a '< Return to cart' link, and at the bottom right is a teal 'Continue to payment' button. A large blue arrow points from this button towards the right side of the page. On the right side, a summary box shows a course titled 'CAMT Soft Skills and Practice Scenarios' with a 'Free' price tag. Below this is a 'Discount code' input field with an 'Apply' button. At the bottom of the summary box, the 'Total' is listed as 'USD \$0.00'.

Accessing the Online Courses

- On the payment screen click on Complete order.

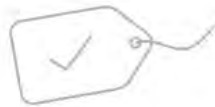
visto

Cart > Information > Payment

Contact elizabeth.zolotukhina@wilsoncenter.org [Change](#)

Billing AEA, 1600 Penn Ave NW, Washington DC 20004, United States [Change](#)

Payment



Your order is **free**. No payment is required.

[Return to information](#)

[Complete order](#)



CAMT Soft Skills and Practice Scenarios

Free

Discount code

[Apply](#)

Total

USD **\$0.00**



NATIONAL APARTMENT ASSOCIATION

Education Institute

Accessing the Online Courses

- From the order confirmation page, click on Continue to my Classroom.

The screenshot shows the Visto order confirmation page. On the left, the Visto logo is at the top. Below it, a green checkmark icon is next to the text "Order #2372" and "Thank you Elizabeth!". A box contains the message "Your order is confirmed" and "You'll receive a confirmation email with your order number shortly." Below this, a "Customer information" section is divided into "Contact information" (with email elizabeth.zolotukhina@wilsoncenter.org) and "Billing address" (Elizabeth Z. AEA, 1600 Penn Ave NW, Washington DC 20004, United States). At the bottom left is a link "? Need help? Contact us". On the right, a summary box shows a course icon, the title "CAMT Soft Skills and Practice Scenarios", and the price "Free". Below this, the "Total" is listed as "USD \$0.00". A teal button labeled "Continue to my Classroom" is at the bottom center, with a large blue arrow pointing to it from the right.

visto

Order #2372
Thank you Elizabeth!

Your order is confirmed
You'll receive a confirmation email with your order number shortly.

Customer information

Contact information
elizabeth.zolotukhina@wilsoncenter.org

Billing address
Elizabeth Z.
AEA
1600 Penn Ave NW
Washington DC 20004
United States

? Need help? Contact us

Continue to my Classroom

CAMT Soft Skills and Practice Scenarios Free


Total USD \$0.00

Accessing the Online Courses

- You will see the CAMT Soft Skills and Practice Scenarios on the “My Courses” page.
- Click on “Start” to begin your courses.

My Courses

SORT BY Purchase Date Ascending ▾ 1 Product



CAMT
Soft Skills and
Practice Scenarios

🖥 CAMT Soft Skills and Practice Scenarios

Purchase Date 11/08/2019 | Reserve Time On My Calendar

Start

The course is not yet started



Education Institute

Accessing the Online Courses

Click on the “Start” button to the right of the course title to begin. An example is below.

The screenshot shows the Visto platform interface. At the top, the Visto logo is on the left, and navigation links (Home, Career Paths, Catalog, Blog, About, Support, Classroom) are on the right. Below the navigation bar, a breadcrumb trail reads 'Home > My Courses > CAMT'. The main content area features a large heading 'CAMT' with a monitor icon. Below this, there are two tabs: 'Table of Contents' (which is active and highlighted with a teal underline) and 'Resources'. Under the 'Table of Contents' tab, there is a search bar with the placeholder text 'Search' and a magnifying glass icon. To the right of the search bar is a 'Print' button with a printer icon. Below the search bar, it says '0 / 11 Short Courses Completed' with a progress bar. At the bottom of the page, there is a 'Welcome to Soft Skills' section with a globe icon and the word 'Welcome'. A large blue arrow points from the 'Start' button in the bottom right corner of the course content area towards the NAA logo.

Accessing the Online Courses

- Click Next to advance through the course.



visto Powered by Grace Hill and NAAEI

Home Career Paths ▾ Catalog ▾ Blog About Support Classroom ▾



Q U S

A Day in the Life of a Maintenance Technician

- ▼ Welcome to the Industry
 - Welcome to the Industry
 - Welcome to the Industry
 - Welcome to the Industry
 - Welcome to the Industry
 - Welcome to the Industry
- ▼ What it Means to be an Apartment Manager
 - What It Means to Be an Apartment Manager
 - What It Means to Be an Apartment Manager
 - What It Means to Be an Apartment Manager
- ▼ What It Takes to Be a Successful Apartment Manager
 - What It Takes to Be a Successful Apartment Manager
 - What It Takes to Be a Successful Apartment Manager
 - What It Takes to Be a Successful Apartment Manager
 - What It Takes to Be a Successful Apartment Manager
 - What It Takes to Be a Successful Apartment Manager
 - What It Takes to Be a Successful Apartment Manager



< Back Next >



Accessing the Online Courses

- When you complete the entire online course, click on Achievements from the Classroom drop down menu to view your transcript. Your transcript will appear in the section indicated by the thick blue arrow below.

The screenshot shows the Visto website interface. At the top, the navigation bar includes links for Home, Career Paths, Catalog, Blog, About, Support, and Classroom. A blue arrow points to the Classroom link. Below the navigation bar, a dropdown menu is open, showing options for Login / Create Account, My Courses, and Achievements. Another blue arrow points to the Achievements option. The breadcrumb trail at the top left shows the path: Home > Achievements. The main content area is titled 'Achievements'. Below the title, there are links for 'Print Transcripts' and 'Email'. A table with columns for Type, Title, Score, Date Completed, and Actions is displayed. A thick blue arrow points to the 'No records to display' message in the table. The bottom right corner shows a pagination bar with '0-0 of 0' and a '50' button.

visto Powered by Grace Hill and NAAEI

Home Career Paths Catalog Blog About Support Classroom

Login / Create Account
My Courses
Achievements

← Home > Achievements

Achievements

Print Transcripts Email

Type	Title	Score	Date Completed	Actions
No records to display				

0-0 of 0 50

CAMT Exam Preparation

- There is a practice exam available at <https://www.naahq.org/candidate-resources>: the CAMT Practice Test (Spanish-English).

The CAMT Skill Checks and Answer Key are also available in the CAMT Candidate Resources section of the NAA Web site.

CAMT

CAMT Reference Materials

The [CAMT Candidate Handbook](#) is available for CAMT candidates.

- [CAMT Candidate Handbook](#)
- [CAMT Enrollment, Online Coursework and Exam Information](#)
- [Visto Login Instructions to Access Online Courses](#)

CAMT Exam Prep

- [CAMT Skill Checks](#)
- [CAMT Skills Checks Answer Key](#)
- [CAMT Skill Checks Answer Key \(Spanish Version\)](#)
- [CAMT Spanish-English Practice Test](#)

CAMT Certificate Exam

- Participants will receive exam scheduling instructions and an exam eligibility code from their sponsoring association.
- The CAMT exam consists of 100 questions in both English and Spanish and is timed for two hours and 30 minutes.
- The CAMT exam is a proctored exam that may be taken on student's computer with a live remote proctor or at the course sponsor's testing site with a live proctor.
- The CAMT exam is NOT an open book exam. Participants are not permitted to carry their notes or class materials with them.
- To schedule your CAMT exam, just log in to the PACE portal. Tutorials on scheduling your CAMT exam can be found on the Candidate Resources page on the NAA website.
- Results are available immediately upon completion of the exam.