



Restful Resort





Client Goals

- This outdoor living renovation was designed to transform a choppy, underutilized yard into a cohesive, resort-like retreat for the homeowners and their family.
- The project prioritized functional improvements—drainage, circulation, privacy, and under-deck usability—while elevating the property’s aesthetics to match the home’s scale and quality.
- By preserving the existing pool and repurposing hardscape materials, the design balanced sustainability with luxury.
- A dramatic pergola, reimagined patios, integrated lighting, and layered landscaping now create an environment that flows seamlessly from the home to the pool, offering shade, sun, and year-round gathering spaces.

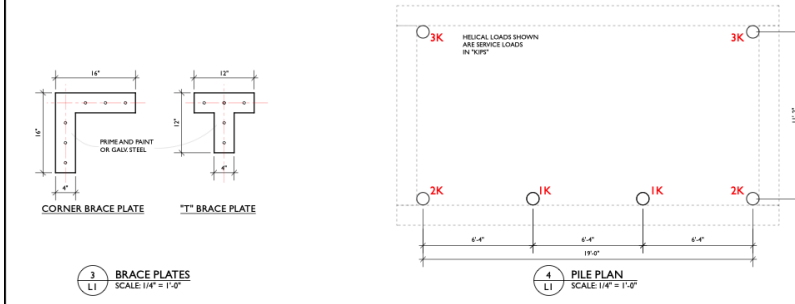
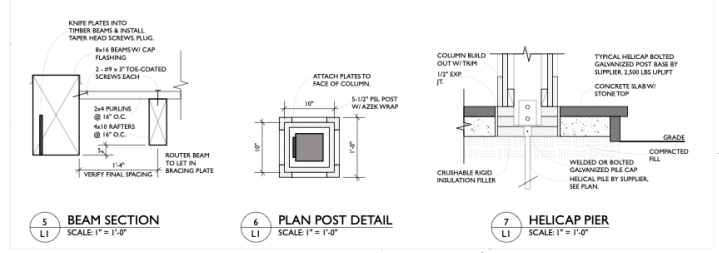
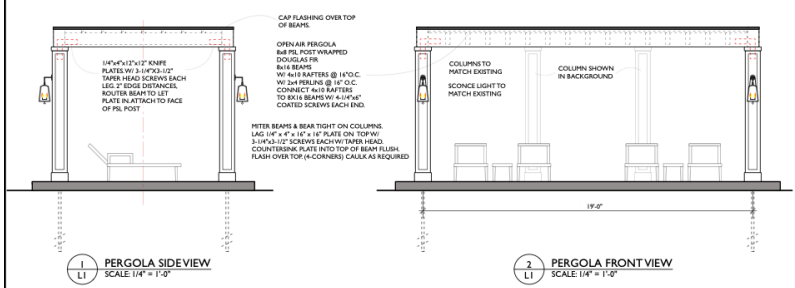
Challenges & Solutions

- **Drainage Conflicts:** Previous grading caused water to pool between the house and pool. We redesigned grading and installed drainage systems to redirect water safely.
- **Septic Unknowns:** Without as-built septic plans, excavation was carefully managed to avoid damaging lines.
- **Unstable Soils:** Helical piers were specified to ensure long-term pergola stability.
- **Access Constraints:** A temporary road and culvert were installed to maintain stormwater flow while providing site access.









PLANT SCHEDULE

SYMBOL	COMMON NAME	QUANTITY
	Allium, Millenium	33
	Astilbe, Fanal	5
	Coreopsis, Moonbeam	22
	Daylily, Sunday Gloves	5
	Dianthus, Kahori Scarlet	28
	Karl Foerster Grass	9
	Monarda, Raspberry Wine	15
	Salvia, Blue Marvel	12
	Sedum, Autumn Fire	9
	Turtlehead, Hot Lips	25
PROPOSED SHRUBS		
	Boxwood, Chicagoland	10
	Hydrangea, Bobo	7
	Hydrangea, Strawberry Sundae	15
	Lilac, Bloomerang	3
	Spruce, Dwarf Globe	3
	Viburnum, Blue Muffin	3
PROPOSED TREES		
	Birch, Dakota Pinnacle	3
	Lilac Tree, Bloomerang	1
	Maple, Autumn Blaze	1
	Pine, Tannenbaum	6
	Serviceberry, Autumn Brilliance Clump	1
	Spruce, Black Hills	5

LANDSCAPE LIGHTING LEGEND	
	(17) SL07-PATH LIGHT
	(2) SL04-WELL LIGHT
	(14) SL04-MINI FLOOD LIGHT
	(34) SL11-MINI ARCHER UP LIGHT
	(4) SL36-MINI WELL LIGHT
	(2) TRANSFORMER LOCATION
LINEWORK/SYMBOL LEGEND	
	12" CATCH BASIN
	DRAIN TILE
	GAS LINE
	BED EDGING PERIMETER
	SLEEVING
	BOULDER OUTCROPPINGS

LANDSCAPE AREAS - EAST BED	
2" TRAP ROCK:	530 SF
MULCH:	2,006 SF
EDGING:	146 LF
LANDSCAPE AREAS - BACK OF HOUSE	
2" TRAP ROCK:	374 SF
3/4" TRAP ROCK:	40 SF
BEACH PEBBLES:	40 SF
MULCH:	1,406 SF
SOD-MAIN AREA:	10,575 SF
EDGING:	232 LF
DRAINAGE TILE:	227 LF
HARD COVER AREAS	
EX. RELOCATED PAVERS:	295 SF
CONC. POOL DECK ADD:	160 SF
CONC. UNDER PERGOLA:	240 SF
16" WIDE CONCRETE STEP:	92.5 SF
CONC. LOUNGE PADS:	144.25 SF
DECO DRAIN:	22'-8" LF



PROPOSED LANDSCAPE PLAN FOR THE RESTFUL RESORT

ISSUE/REVISIONS
DATE

LANDSCAPE PLAN

LI

Project Scope & Responsibilities

Pool & Pool Deck

- Existing pool and surrounding hardscape were preserved.
- New concrete pads were added for lounge chairs, with beach pebble inlays separating them from the pool deck. This space offers an area for sunning which was not previously available.
- Elevated concrete area was poured in a complementary tone, bordered with a darker accent matching the existing pool pavers.







Project Scope & Responsibilities

Deck Enhancements

- Installed a custom under-decking system to capture and redirect water, ensuring a dry lower living space.
- Added a modern black ceiling finish and fan for comfort.
- Built a privacy wall along the deck stairs, doubling as concealed storage for pool toys and equipment.





Project Scope & Responsibilities

Pergola

- Designed a semi-covered, pool-centered pergola to create shade and a visual focal point.
- Engineered with helical piers to address unstable soils.
- The post layout was engineered so the front beam carries the weight/load to keep the pergola views open to the pool.
- Constructed with oversized timber beams, wrapped posts, and matching finishes to harmonize with the deck.
- Purlins were added for shade, and beams capped with metal flashing for longevity.
- Outfitted with matching exterior light fixtures.









Project Scope & Responsibilities

Fire Feature

- Relocated the client's fire table from the deck to a new patio between the pergola and pool.
- Installed a dedicated gas line for convenience.
- Positioned to extend seasonal use and create a central gathering hub.



Project Scope & Responsibilities

Patios & Steppers

- Repurposed existing pavers to build connected patios under the deck and near the walkout.
- Reused steppers to link garage, pergola, and pool areas.
- Added new concrete paths to unify circulation and seating spaces.








Project Scope & Responsibilities

Retaining Walls

- Retained existing boulder walls, with adjustments behind the pergola to support new grading.
- Incorporated new stone material to seamlessly match existing features.



Project Scope & Responsibilities

Lighting

- Installed a dusk-to-dawn programmable system with black-finish fixtures.
- Spotlights, well lights, and path lights were strategically placed to enhance safety, highlight plantings, and create ambiance.

Landscaping

- Planted large 16'+ Spruce trees and a 22' Maple for immediate privacy.
- Enhanced with Birch, Serviceberry, Lilac, Pine, and ornamental trees.
- Layered shrubs and perennials provided texture, seasonal color, and softness.
- Integrated outcroppings to tie into existing stonework.
- Used gray trap rock for drainage-heavy zones and dark mulch for planting beds.







Project Scope & Responsibilities

Irrigation

- Reconfigured the existing system to suit new layouts.
- Added drip irrigation for plantings and containers, optimizing water use.

Drainage & Water Management

- Installed catch basins and rerouted roof water to rear lot lines.
- Integrated drain boxes to collect surface water from patios and walkways.
- Carefully planned system to avoid interference with pool and septic lines.

Maintenance

- Provided weekly mowing and supplemental garden care to maintain presentation.







Outcome

- The result is a cohesive, resort-like outdoor retreat that integrates sun, shade, privacy, and family-focused amenities.
- By blending reimagined patios, a dramatic pergola, thoughtful planting, and precise drainage, the property now offers beauty, functionality, and longevity—perfectly tailored to the family's lifestyle.



