



WHOLE HOUSE \$1,000,000 & OVER

Saint Albans Bay Modern Lake Home

BACKGROUND

Seeking a Minnesota lake home for entertaining and hosting their college-aged children and friends, the homeowners desired a spacious, lake-accessible space with livability, light, and a modern, "hip" vibe. They found an ideal location on Lake Minnetonka with an outdated house, and by combining their vision, needs, and style, we executed a successful major remodel.



Whole House: \$1,000,000 & Over

CHALLENGES

The design of the Saint Albans Bay Modern Lake Home faced several challenges due to the original structure's limitations:

- Disconnected Spaces and Outdated Layouts:** The existing home had small, formal rooms typical of the 1980s and 1990s, which hindered modern livability and entertaining needs.
- Limited Lake Views:** Overgrown trees and the home's layout, including a formal stairwell blocking the front entrance view, restricted visibility of Lake Minnetonka, a key feature for the homeowners.
- Lack of Natural Light:** The kitchen and other areas suffered from insufficient natural light, making the space feel dated and uninviting.
- Spatial Constraints for Modern Needs:** The home lacked the open, spacious areas desired for hosting family and friends, particularly the homeowners' college-aged children and their guests.

These issues required a major remodel to transform the home into a light-filled, lake-accessible, and contemporary space while aligning with the homeowners' vision for livability and a "hip" aesthetic.



SOLUTIONS

The remodel of our Saint Albans Bay Modern Lake Home addressed the original issues of disconnected spaces, outdated layouts, limited lake views, and lack of natural light. The solutions implemented include:

- Creating a large, open kitchen with a waterfall island and a peek-a-boo pantry to enhance functionality and entertaining space.
- Designing a spacious great room connected to an expansive deck overlooking Lake Minnetonka, improving lake views and outdoor access. Incorporating bifold slide doors (and multi-slide in LL) made for easy access to the great outdoors
- Adding an office, en-suite bedroom, bathroom, mudroom, and powder bath on the main floor for better utility and flow.
- Upstairs, incorporating bedrooms with stunning bathrooms and a laundry room, enhancing family living.
- Developing the lower level with a large TV viewing area, gaming space, and additional guest bedroom and bathroom, expanding usable space.
- Removing obstructions like the formal stairwell to ensure lake views are visible upon entry and increasing natural light in the kitchen.



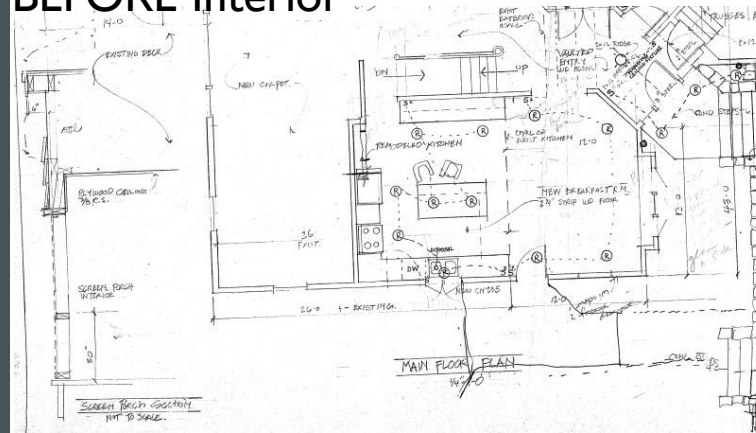
SOLUTIONS CONTINUED



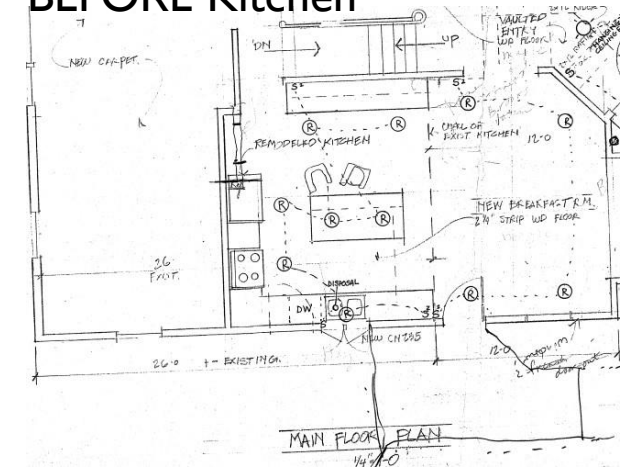
Whole House: \$800,000 & Over

BEFORE PLANS

BEFORE Interior



BEFORE Kitchen




BEFORE Primary Bathroom




BEFORE PHOTOS

Previously, our family lake home consisted of disconnected spaces, outdated formal layouts, and limited lake views unless you were on the deck, where overgrown trees still obstructed the scenery. The existing home featured small rooms, formal design choices, maple floors, and a distinct 1980s and 1990s aesthetic.



BEFORE PHOTOS CONTINUED

The lakeview was not visible upon entering the "front door" due to the formal stairwell blocking the sightline to the lake's beauty. Additionally, the existing kitchen lacked natural light a "no go" for our new homeowners.



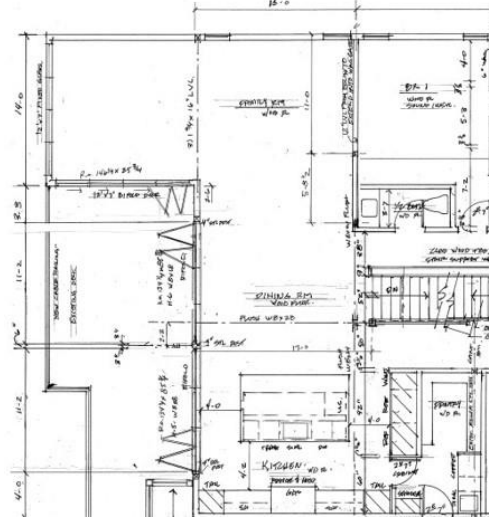
BEFORE PHOTOS CONTINUED



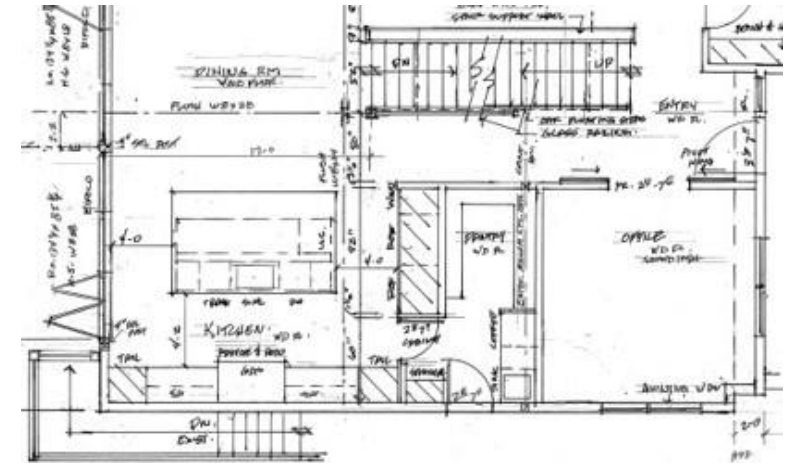
Whole House: \$1,000,000 & Over

AFTER PLANS

AFTER Interior



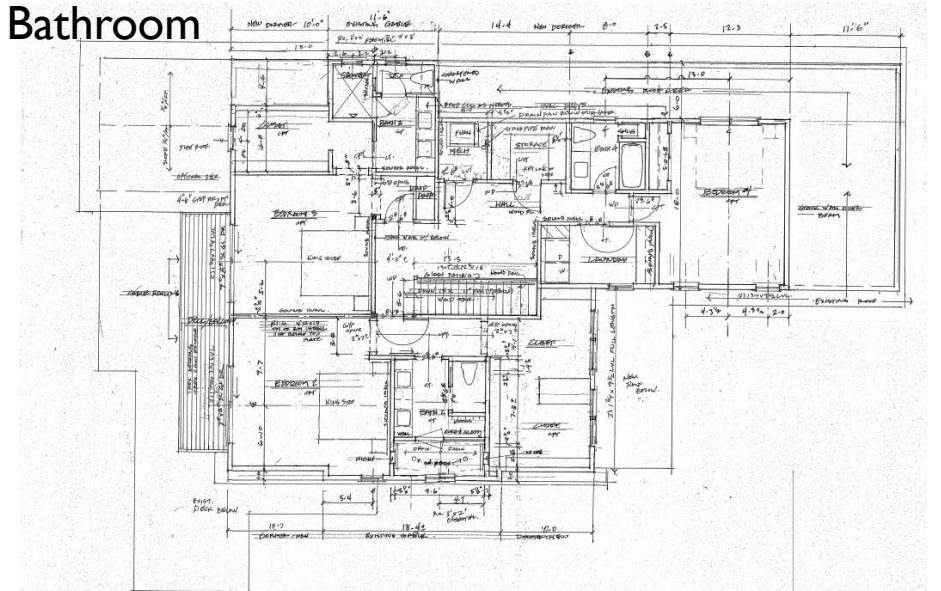
AFTER Kitchen



AFTER Exterior



AFTER Whole Interior Inc. Primary Bathroom

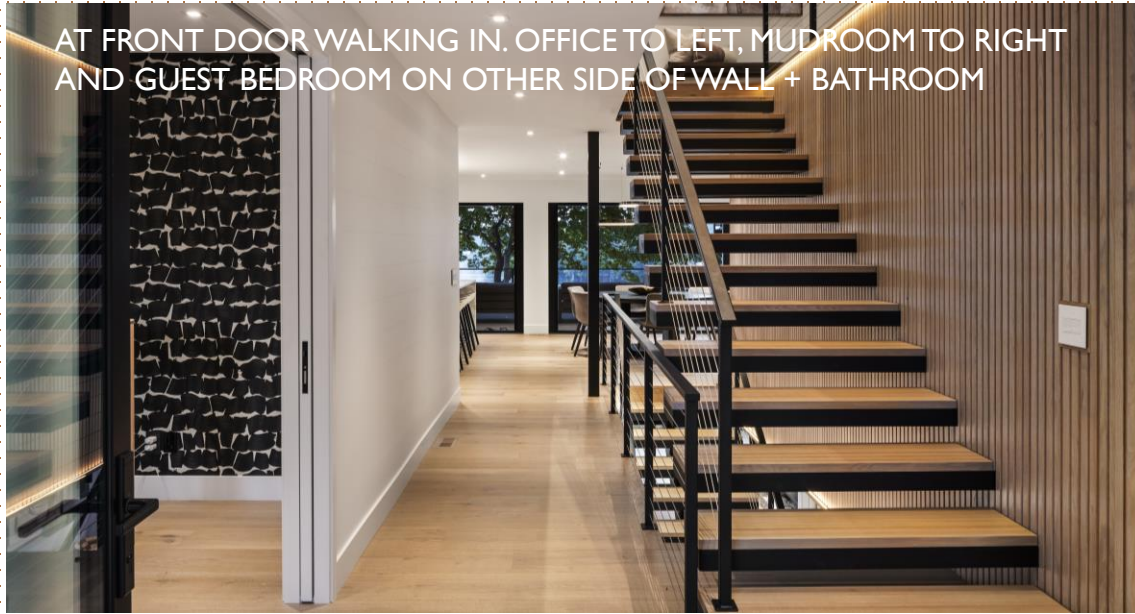


EXTERIOR PHOTOS



Whole House: \$1,000,000 & Over

MAIN FLOOR PHOTOS



AT FRONT DOOR WALKING IN. OFFICE TO LEFT, MUDROOM TO RIGHT
AND GUEST BEDROOM ON OTHER SIDE OF WALL + BATHROOM



MUDROOM TO RIGHT
OF FRONT DOOR.



SITTING ROOM OFF OF
KITCHEN

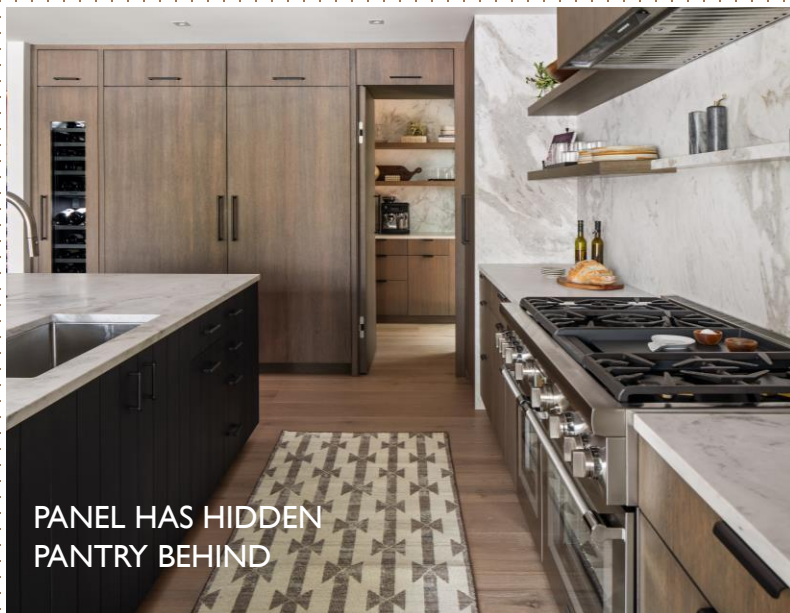


Whole House: \$1,000,000 & Over

[MAIN FLOOR
CONTINUED]



POWDER ROOM FOR
GUESTS – OFF OF
KITCHEN



PANEL HAS HIDDEN
PANTRY BEHIND



PANTRY



MAIN FLOOR LAUNDRY,
NEXT TO MUDROOM


[MAIN FLOOR
CONTINUED]

* NO PHOTOS OF MAIN
FLOOR GUEST BEDROOM
OR OFFICE NEAR BACK
DOOR.



GUEST BEDROOM
BATHROOM

UPPER LEVEL PHOTOS



Whole House: \$1,000,000 & Over

[UPPER LEVEL
CONTINUED]



CHILD'S BEDROOM
FACING THE LAKE WITH
ADJOINING BATHROOM



MASTER BEDROOM/
BATHROOM SUITE

NOT SHOWN: MASTER
BEDROOM

Whole House: \$1,000,000 & Over


[UPPER LEVEL
CONTINUED]



Whole House: \$1,000,000 & Over

LOWER LEVEL PHOTOS

* NO PHOTOS OF
CHILD'S BEDROOM
BEHIND ACCENT WALL IN
LOWER RIGHT PHOTO.



HEADING DOWN FROM MAIN FLOOR



SON'S BATHROOM —
BEHIND ACCENT WALL IN
LOWER RIGHT PHOTO.



Whole House: \$1,000,000 & Over



VERY HAPPY CLIENT/HOMEOWNER

“We couldn’t be more pleased with the incredible work _____ did on our home. From start to finish, the entire process was smooth, professional, and handled with a level of care and attention to detail that truly stood out. The craftsmanship is outstanding, and the quality of the finished product speaks for itself. Our whole-home remodel came with significant challenges even before construction began:

We were working against a firm timeline.

The scope included a completely reimagined floor plan along with the addition of new livable space.

The engineering needed to accommodate the existing footprint, and the striking floating staircase was complex.

Construction would span the late fall, winter, and early spring months.

And throughout it all, our family would be living out of state.

Despite these factors, _____ approached the project with confidence and professionalism from day one. In fact, we began working with them even before we had officially closed on the property. As we collaborated on the floor plan, _____ proactively engaged with the city to understand zoning limitations and potential roadblocks.

Thanks to their diligence, we were able to design within the existing footprint and building height—avoiding the need for variances and eliminating major unknowns from the timeline.

Project management and execution were seamless. _____ utilized Buildertrend, a cloud-based construction management platform, to keep everything organized. Through this, we received clear timelines, daily updates, progress photos, and ongoing communication, keeping us informed and reassured, even from hundreds of miles away. Technically, this was a remodel—but if you saw the before and during photos, you’d think we built a brand-new home from the ground up. The transformation is nothing short of amazing, and we are absolutely thrilled with the result. A huge thank you to the entire team at _____! We’re grateful for the experience and look forward to working together again in the future.”