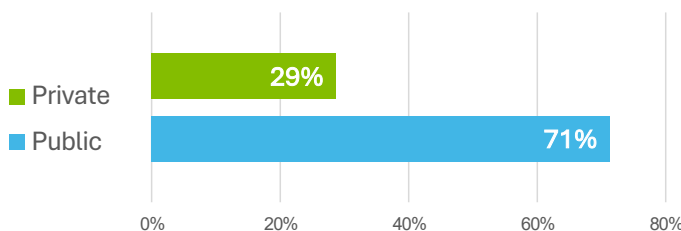


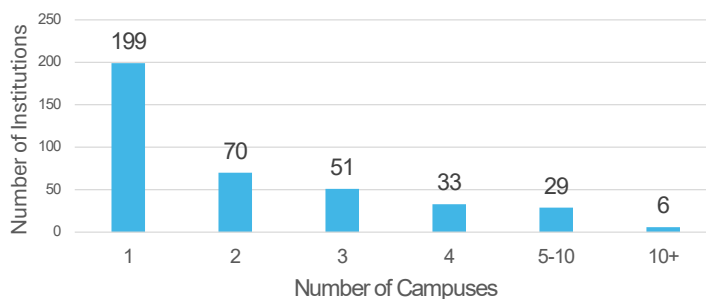
This summary shares highlights from self-reported NACCU member Campus Profile data from June 2025.

**394**  
RESPONSES

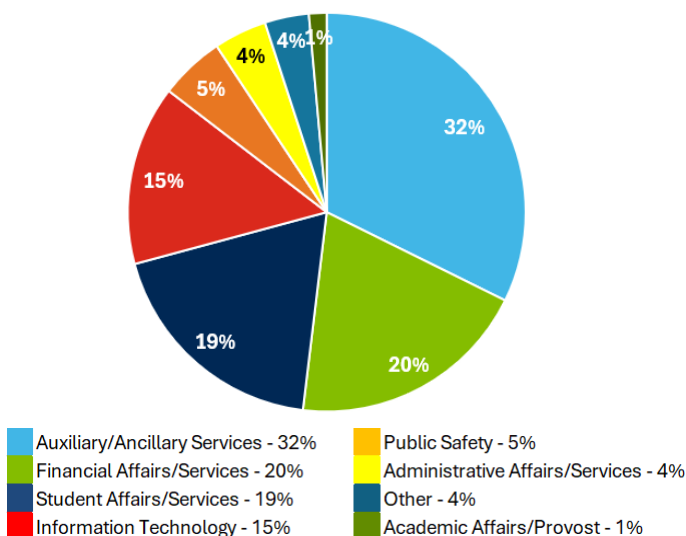
## Affiliation



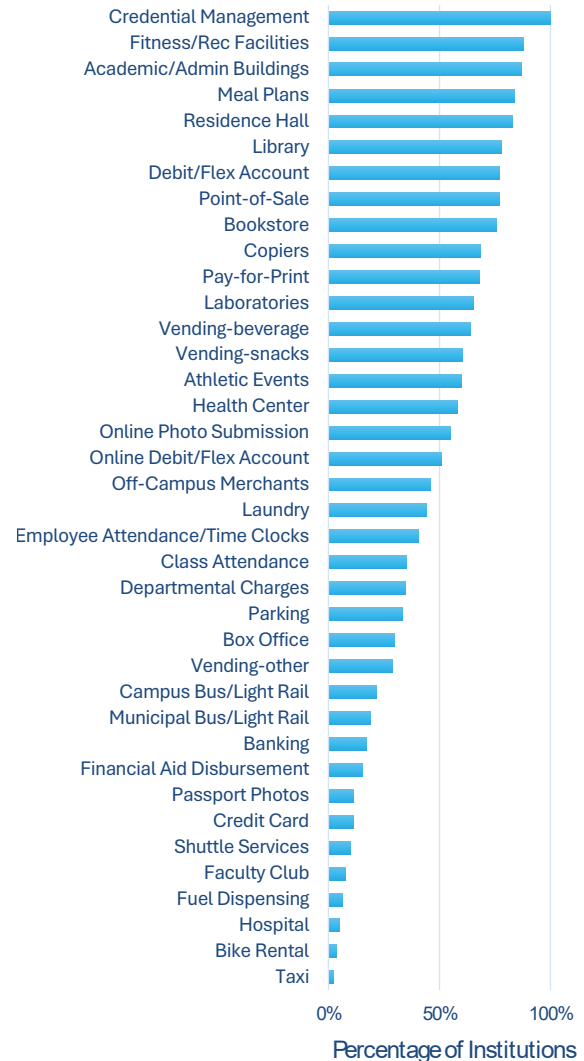
## Number of Campuses on Card Program



## Card Office Reporting Division



## Campus Services Provided



## Quick Campus Profile Facts

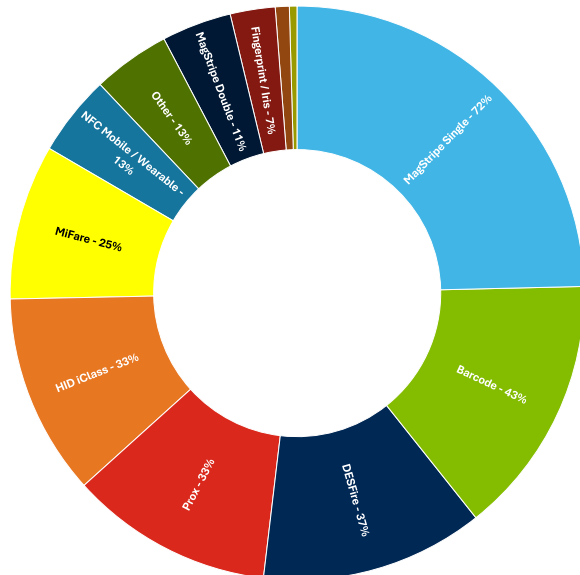
**260** schools reported using online locks. **180** schools reported using offline locks.

**83%** of schools reported using magstripe. **13%** of schools reported using mobile/wearable technology.

**66%** of institutions reporting support an off-campus merchant program.

**351** respondents are from the United States. **41** are from Canada. Other countries represented: Australia and New Zealand.

## Card Technologies Used



## 2024 vs. 2025 Notable Shifts



**+12%**  
ONLINE  
PHOTO  
SUBMISSION

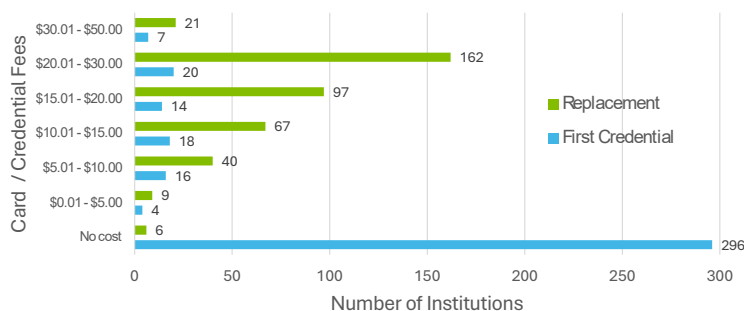


**+13%**  
MOBILE  
CREDENTIAL  
ADOPTION

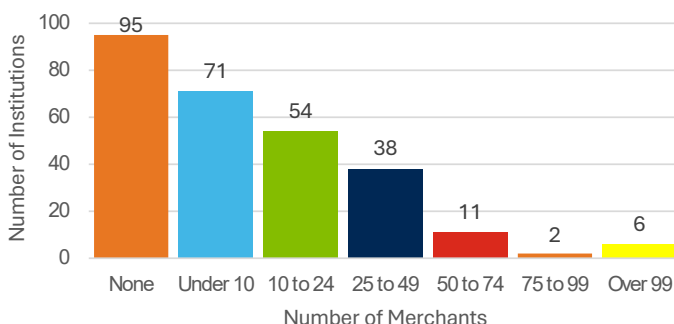


**+9%**  
CARD USE:  
PARKING

## Card / Credential Fees



## Off-Campus Merchants



## The Purpose of the NACCU Campus Profile

The NACCU Campus Profile empowers member schools to share critical details about their card services and access peer data through searchable reports and spreadsheets. By collecting this information, NACCU provides a comprehensive view of campus identification and transaction systems in higher education, helping members track trends, benchmark practices, and shape the future of the industry.

## About NACCU

NACCU is the only association dedicated to the campus identification and transaction industry. We provide education, resources, networking, and professional development to help members leverage credentials and technology on their campuses.

Learn more at [www.naccu.org](http://www.naccu.org).