

# 2021 VIL OOS Directors Training

---

Day 1



# Agenda

---

February 9, 2021 9:00 AM – 3:00 PM EST		
When	What	Who
9:00 – 9:15	Welcome + Housekeeping	Brittany + Becky
9:15 – 10:25	VIL Overview – changes + options	Katie
10:30 – 11:40	Canvas – enrollment + management	Gabby
11:40 – 12:10	LUNCH - Zoom open for roundtable	Breakout Rooms
12:10 – 1:20	Technology – overview + management	Alejandro
1:25 – 2:35	Mentoring	Jeff
2:40 – 3:00	Wrap Up	Katie

# 01

---

**Welcome**  
Verizon + NACCE

# Verizon

---



**Dr. Brittany Chambers**  
Program Manager, Verizon

# NACCE

---



**Dr. Rebecca Corbin**  
President & CEO, NACCE  
[Corbin@nacce.com](mailto:Corbin@nacce.com)

# 02

---

## VIL Overview + Housekeeping

Katie

# NACCE

---



**Katie Calabrese**

Director of Membership & Education  
calabrese@nacce.com

# VIL Overview

---

Changes + Options

Where to Find Information

VIL Directors Webpage

NACCE Meets Networking





# 03

---

**Canvas**  
Gabby

# Gabby Chacon

---



**Gabriela Chacon**

**J. Orin Edson Entrepreneurship + Innovation Institute at Arizona State University**

Senior Program Manager, Virtual Learning and Engagement

[gabriela.chacon@asu.edu](mailto:gabriela.chacon@asu.edu)

# Agenda

---

1. Canvas Overview
2. Tour of Canvas Course
3. Enrolling Site Instructors and Students
4. Canvas Support
5. Common Questions
6. Q+A



# Welcome to Canvas

---

Who has used before? as a teacher? as a student?  
context for using Canvas this year



**verizon**<sup>✓</sup>  
innovative  
learning

[entrepreneurship.asu.edu](http://entrepreneurship.asu.edu)

# Canvas Overview

---

What you can expect:

- Directors will need to register for Canvas before your site instructors
- One fully built out Canvas course per school site
- Directors are responsible for inviting site instructors to the course
- Students will self-enroll
- ASU will provide guides to walk you through each step of registering and enrolling



# Why all in one course?

---



# Enrollment Timeline

---

Steps	Date
Register yourself for Canvas	March/April
Follow guide to create your site course	March/April
Invite site instructors to your course	April, following the Instructors Institute
Walk students through self-enrolling in your site specific course	June/July, during the first day of Camp

# Canvas Support

Tier 1 support  
- When to use

**verizon**  
innovative  
learning

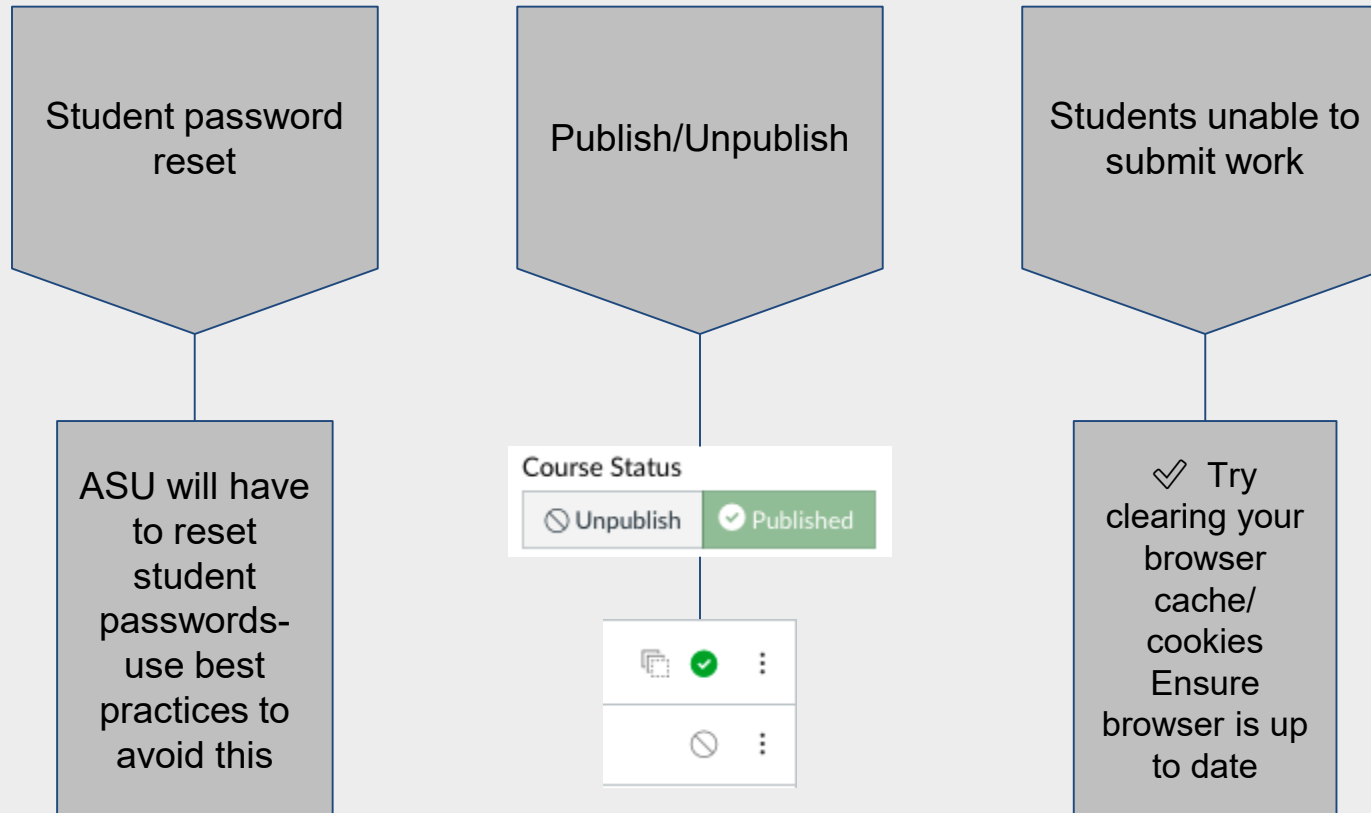
entrepreneurship.asu.edu

The screenshot displays the Verizon Innovative Learning Canvas LMS interface. On the left is a sidebar menu with icons for Account, Admin, Dashboard, Courses, Calendar, Inbox, History, Studio, Commons, and Help. The Help icon, which features a question mark and a panda, is circled in blue. The main content area shows the 'Help' sidebar expanded, displaying a search bar, 'OTHER RESOURCES' including ASU Regional Coach Support, Video Conferencing Guides, and Chat with Canvas Support (Faculty), and a 'Customize this menu' link at the bottom. The main page header reads 'Innovative Learning Camp and Saturday' with an 'Edit' button. Below the header is a large graphic with the Verizon Innovative Learning logo and the text 'Welcome!'. A paragraph of text follows: 'ive Learning aims to empower you to change the world through the use of emerging technology, design thinking, and social innovation. program, you will have the opportunity to learn about specific types of emerging technologies and develop creative solutions to social challenges.' Below this is a red instruction: 'Use the buttons below to navigate to your course curriculum.' At the bottom are five buttons: 'Program Overview' (black), 'Hybrid/In-Person Camp' (gray), 'Hybrid/In-Person Saturday' (red), 'Virtual Camp' (gray), and 'Virtual Saturday' (black).




# Common Questions

---



## Q+A

---



# Lunch

---

# 04

---

## Technology Overview

Alejandro Lozano

# Alejandro Lozano

---



**Alejandro Lozano**

**J. Orin Edson Entrepreneurship + Innovation Institute at Arizona State University**

Senior Program Manager, Technology, Space + Operations

[alozano7@asu.edu](mailto:alozano7@asu.edu)

# Technology Kits

---



**verizon**<sup>✓</sup>  
innovative  
learning

[entrepreneurship.asu.edu](http://entrepreneurship.asu.edu)

# Virtual + New Campus

---

## Immersive Media (AR/VR)

- Smartphones (20)
- 360/VR cameras (20)
- VR headsets (20)
- Charging carts (2)  
~30 devices in each cart

## Digital Product Innov. (3D Printing)

- 3D printers (3)

# Virtual + Returning Campus

---

## Immersive Media (AR/VR)

- Smartphones (5)
- 360/VR cameras (5)
- VR headsets (5)
- Charging carts (1)

## Digital Product Innov. (3D Printing)

- Filament + accessories (1)



# Hybrid/In-Person + New Campus

---

## **Immersive Media (AR/VR)**

- Smartphones (20)
- 360/VR cameras (20)
- VR headsets (20)
- Charging carts (2)

## **Smart Solutions (Electronics)**

- Micro:bit kits (20)
- Snap circuits kits (20)

## **Digital Product Innov. (3D Printing)**

- 3D printers (3)

## **AI + Robotics**

- Sphero RVR (15)
- littleBits topper kits (15)

# Hybrid/In-Person + Returning Campus

---

## **Immersive Media (AR/VR)**

- Smartphones (5)
- 360/VR cameras (5)
- VR headsets (5)
- Charging carts (2)

## **Smart Solutions (Electronics)**

- Micro:bit kits (20/25)
- Snap circuits kits (20/25)

## **Digital Product Innov. (3D Printing)**

- Filament + accessories (1)

## **AI + Robotics**

- Sphero RVR (15/20)
- littleBits topper kits (15/20)
- Kano Kit PCs/Chromebooks  
(15/20)

# Tech Management - Virtual

---

- Organize pick/up drop-off process + schedule OR ship items
- Label assign number/tag to each item
- Send students daily reminders to charge items
- Set up virtual office hours to troubleshoot technology
- Charge, create accounts and download apps on devices

Smartphones

360 cameras

Sphero RVRs


# Tech Management - Hybrid/In-Person

---

- Pick a room closeby to closet/storage area
- Assign a number to each student + coordinate with item number
- Charge items at the end of the day and between classes
  - Smartphones
  - 360 cameras
  - Sphero RVRs
- Take inventory at the end of each class and at end of the day

# Q+A

---



# 05

---

## Mentoring

Jeff Smith

# Jeff Smith

---



**Jeff Smith**  
**Director of Innovation and Equity**  
smith@nacce.com

# Mentoring

## Topics Covered

- Mentoring Implementation
- Mentor Responsibilities
- Mentor Recruitment
- Mentor Training
- Director Training
- Leveraging Chronus





# VIL Mentoring Program

---

The VIL Mentoring Program facilitates a mentor and mentee connection that supports mentees' as they are challenged to build skills and set and pursue goals related to career, academic, personal, social and cultural development. Mentors provide experiences and activities that encourage the psycho-social, emotional, and cognitive development of mentees.

# **VIL High School Mentoring Program**

---

Upon the completion of the VIL Program, some of the participants **entering high school** will have an opportunity to **continue on in the program as junior mentors**. These high school students will be trained to assist adult mentors, primarily college students, in mentoring current participants of the VIL Program as they themselves **continue on their mentoring journey**. The VIL High School Mentoring Program **is facilitated through Chronus**, a cutting-edge virtual mentoring platform.

# VIL Mentoring Program: The Five W's

---

- **Why** is the program being implemented?
- **Who** are the stakeholders?
- **What** is being implemented?
- **When** is the program being implemented?
- **Where/How** is the program being implemented?

# Mentoring: Five Phases of Program

---

- **Phase 1:** Who Am I
- **Phase 2:** Where Do I Belong
- **Phase 3:** Where Am I Going
- **Phase 4:** What Does It Take To Get There
- **Phase 5:** Where Do I Go From Here



# Chronus

---



**Francis Barciak**

Customer Success Manager



**Larry Wilkins**

Customer Success Associate

# Chronus Demo

---

# 06

---

## Wrap Up + Closing

# Thursday's Training Looking Ahead

---

February 11, 2021 9:00 AM – 3:00 PM EST		
When	What	Who
9:00 – 9:15	Welcome + Housekeeping	Brittany + Anne
9:15 – 10:25	Logistics	Katie
10:30 – 11:40	Curriculum Overview	Kim
11:40 – 12:10	LUNCH - Zoom open for roundtable	Breakout Rooms
12:10 – 1:20	Marketing + Recruiting	Katie
1:25 – 2:35	Employee Engagement	Anelisa
2:40 – 3:00	Wrap Up	Katie + Verizon



# Thank You!

---

