



Finding PEACE While Leading in Complex Times

Dr. Heidi Hahn – Associate Director of Special Education/Region 5 & 7 RLIF

Kayla Awolope – Special Education Consultant

Amy Krueger – Special Education Consultant



Finding PEACE While Leading in Complex Times

Hopeful leaders are effective leaders

MASE Best Practices
May 15, 2026



Heidi Hahn – Associate Director of Special Education and Region 5 & 7 RLIF

Leadership development, teacher pathways and trainings, specialist supports

- Mental Health Counselor
- EBD Teacher
- Asst. and Director of Special Education
- Adjunct Professor at SCSU
- Asst. Superintendent and Superintendent



Wife, Mom and Dog Mom

Married – 5 adult children, 2 daughter in-laws, 2 grand babies and 1 really spoiled dog



Kayla Awolope - Education Consultant- SpEd

Educator Development & Mentorship,
Special Education Training & Systems
Leadership, Licensure Pathway &
Professional Learning Facilitation

- 1st grade, 5 & 6th grade math & science
- ASD, SLD, EBD Teacher
- Student Support Coordinator/Dean of Students
- Assistant Director of Special Education



Mom, Wife, Travel Enthusiast



Amy Krueger - Education Consultant-SpEd

Special Educator coach/mentor, professional development facilitator, paraprofessional competency support

- EBD teacher
- Assistant Director of Special Education
- Director of Human Resources
- Director of Community Education



Wife, Girl Mom, Sister, Ocean Lover

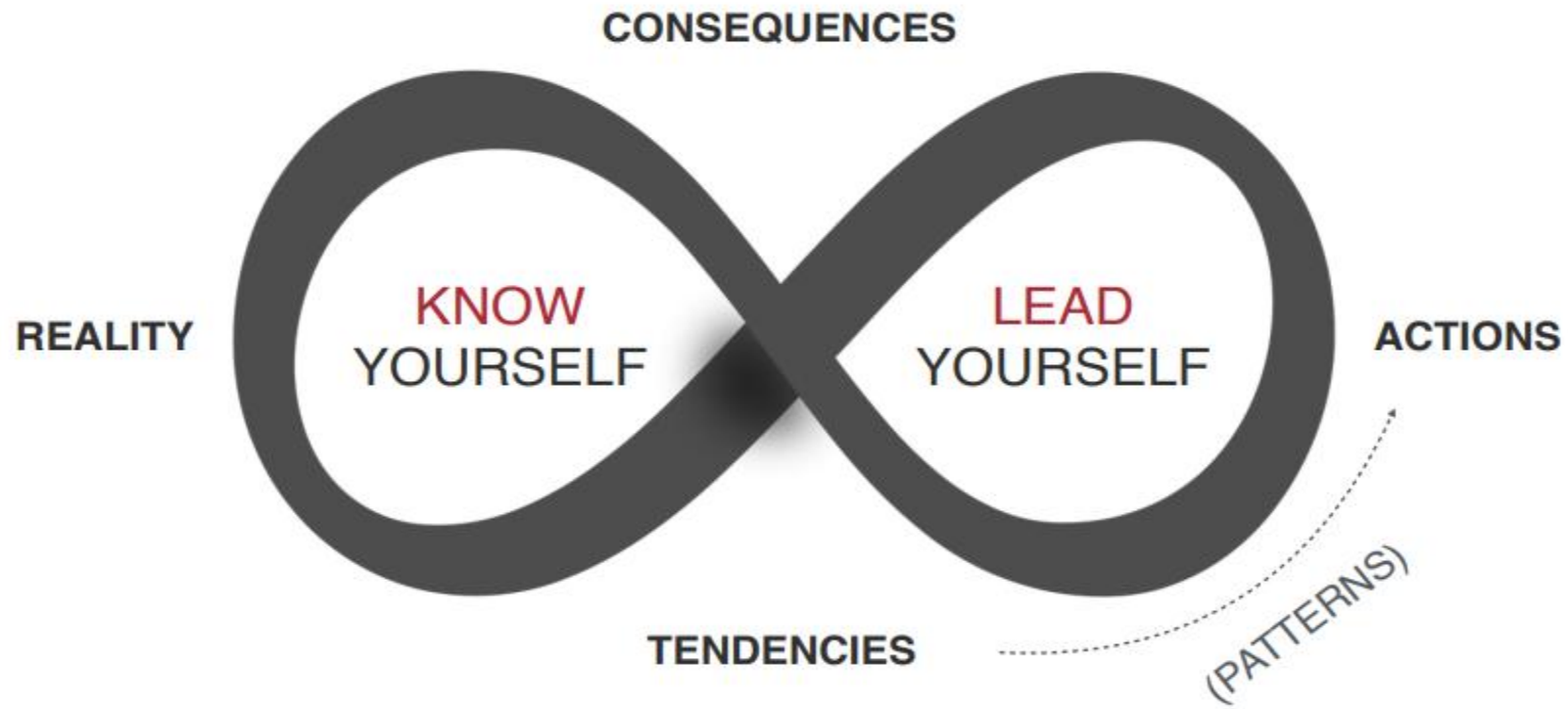


Healthy Dispositions of Strong Leaders

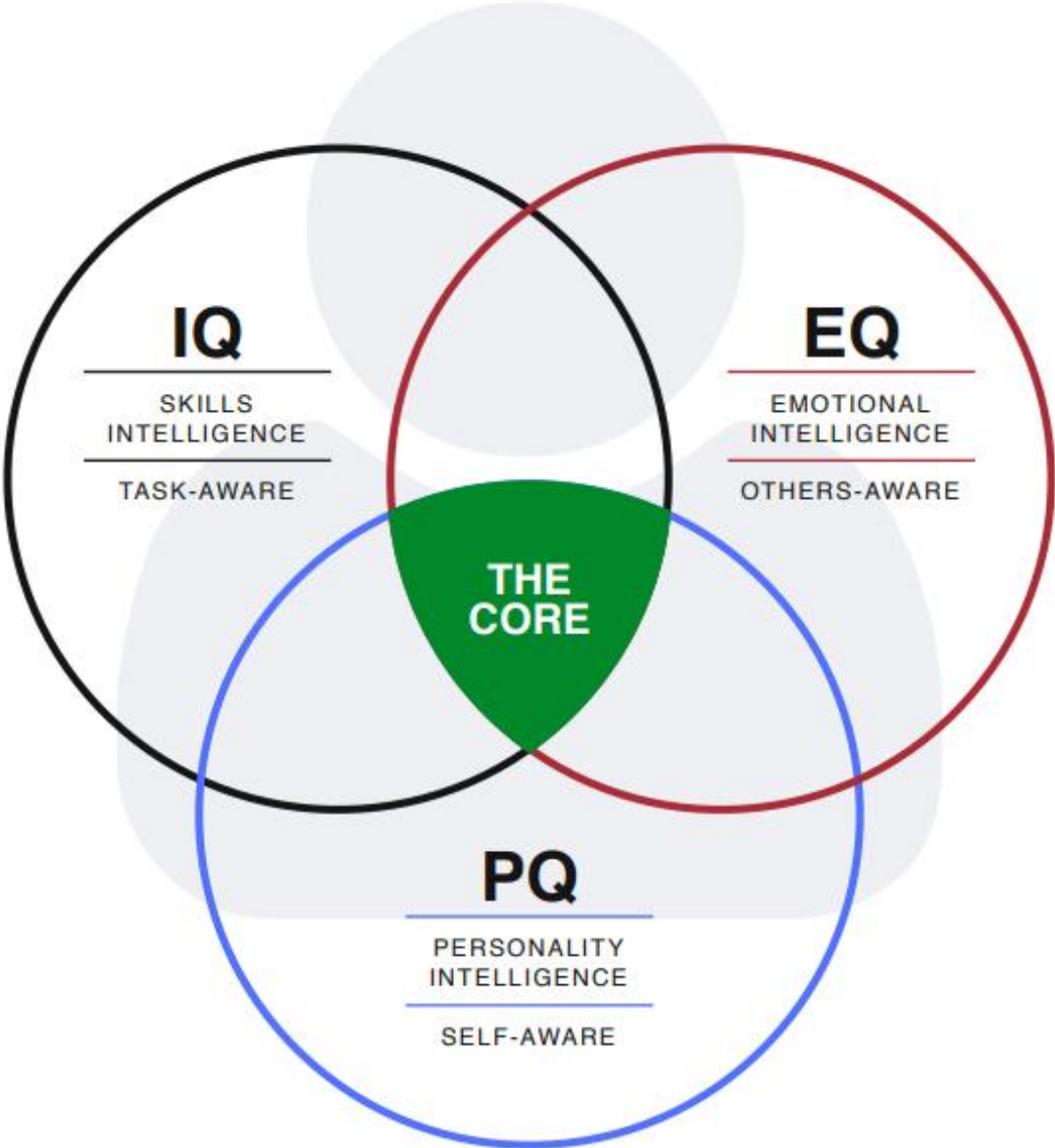
- Emotional Intelligence
- Humility
- Self-awareness
- Integrity
- Credibility
- Consistency



KNOW YOURSELF TO LEAD YOURSELF



THE CORE



Before we talk PEACE – we need to identify our CHAOS

Answer the following questions:

1. What is the Chaos undermining your Peace right now?
2. Where does it come from?
3. How do you tend to respond to Chaos and what is the impact of that response on you, and those around you?

PEACE INDEX



Purpose:



What you are good at



What you love



What people need
and will pay you
for

People:

- Who are the top 10 people in your life right now
- How is your peace level related to the top 10 people



Place:

- Place can have a huge impact on energy, work, and overall peace. Ambiance and maximizing comfort – smells, sights, feelings
- Are the spaces in your life supercharging you? How do you feel collectively about your home, neighborhood, office or city

Personal Health:

- Mental, physical and spiritual health
- How would you rate each of these areas of your health right now

Provision:

- Having what you need to live the life you want to have
- Determining the coverage needs – establishing the base line and not letting wants influence our levels of contentment
- Do you have what you need to do what you do



Your Peace Plan

Capture your %'s currently

Purpose

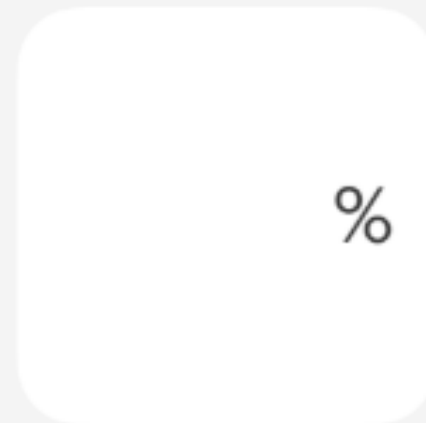
People

Place

Personal Health

Provision

Overall Index



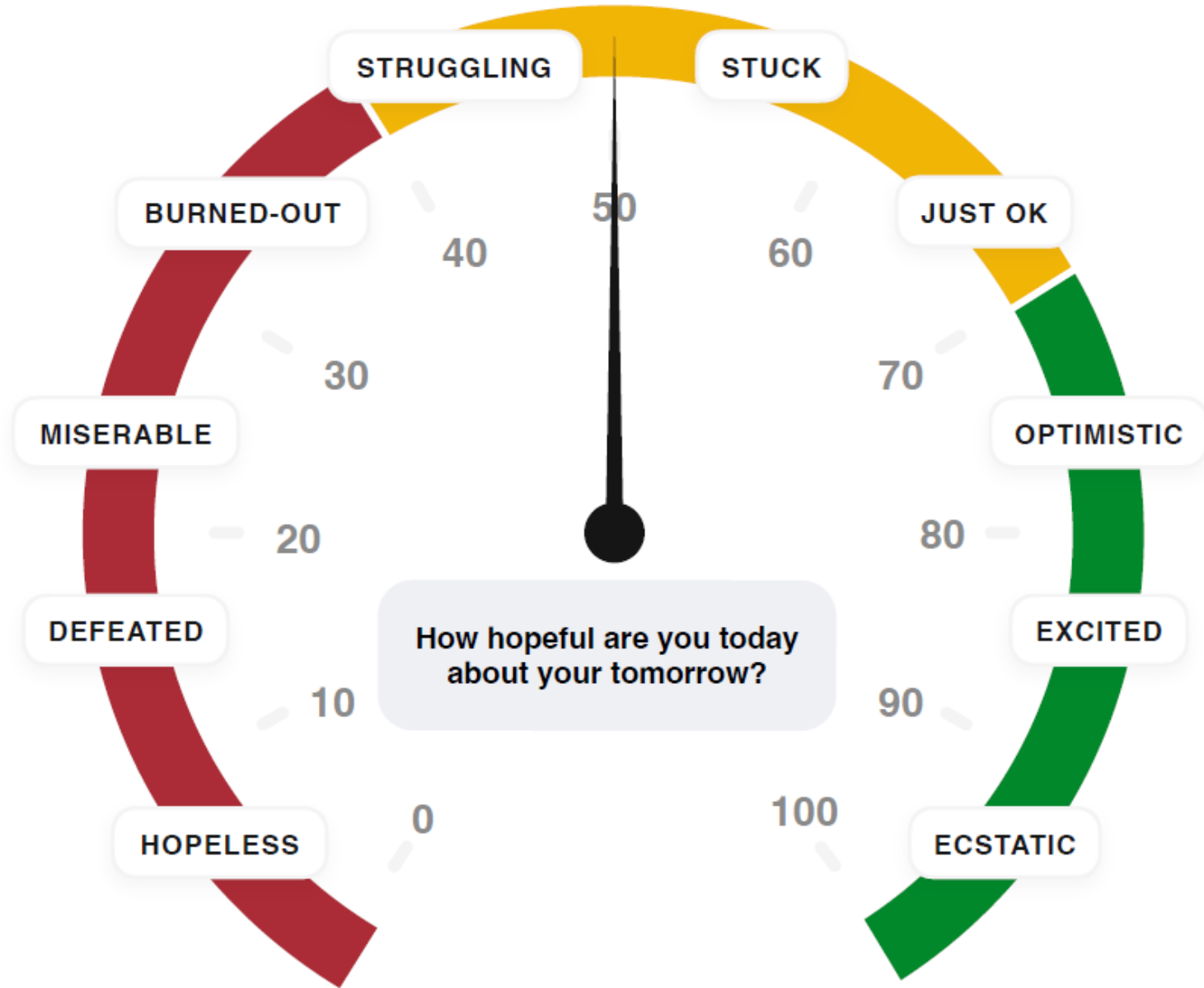
5 CIRCLES OF INFLUENCE

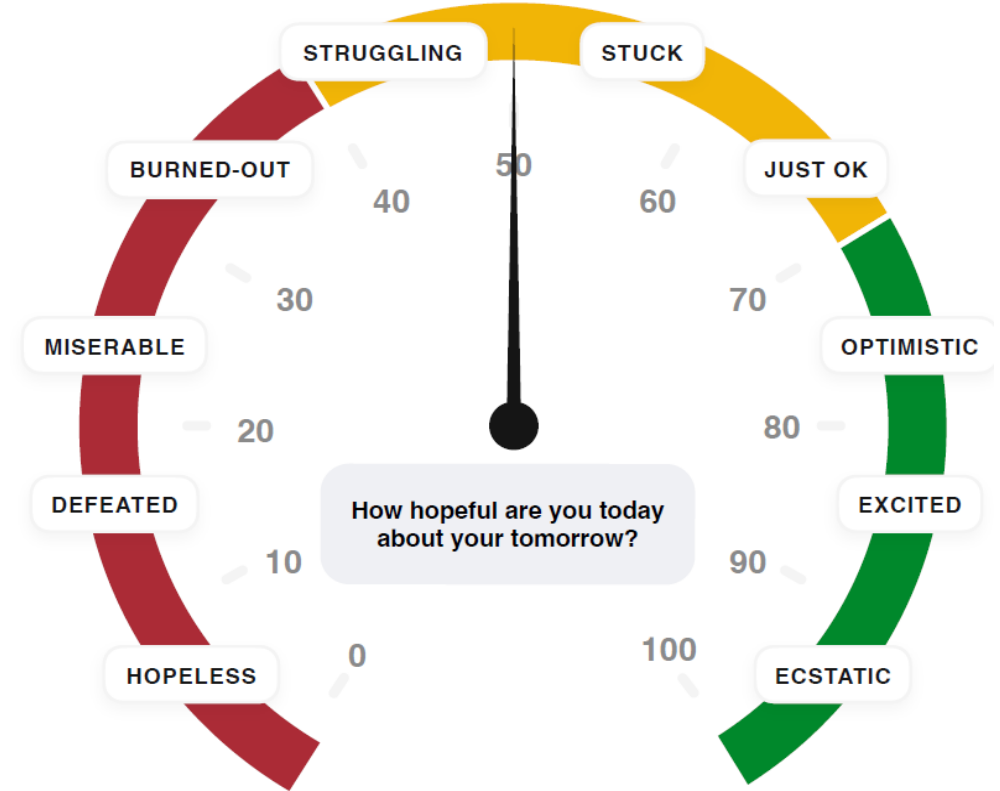
INTENTIONAL



ACCIDENTAL

HOPE METER





70:30 PRINCIPLE



What is it like to be on the other side of me?



Thank you!