



INSNA 2019-2020 Annual Report
Prepared by the INSNA Officers for the INSNA Membership

TABLE OF CONTENTS	Page
Statement of Purpose	2
Board and Committee Rosters	3-4
INSNA Award Winners	4
Sunbelt Conferences & their Organizers	5
INSNA Membership	6
Board Actions	6-7
Journals	8-15
Social Media Presence	16-17
INSNA Management Team	18
Financial Summaries	
Prior Years Comparison	18
Prior Years Comparison	19-23

STATEMENT OF PURPOSE

INSNA is a professional association for researchers, practitioners, and students of social network analysis in any discipline, worldwide. It aims to stimulate research, education, and application in the field of social networks through accumulation and dissemination of knowledge by organizing conferences, facilitating publications, providing discussion fora, and other means.

INSNA publishes or supports several key publications in the field, including:

- Connections, whose emphasis is to reflect the ever-growing and continually expanding community of scholars using network analytic techniques, as well as provide an outlet for sharing news about social network concepts and techniques and new tools for research;
- The Journal of Social Structure, an electronic journal designed to facilitate timely dissemination of state-of-the-art results in the interdisciplinary research area of social structure as well as publish empirical, theoretical and methodological articles;
- Social Networks, an interdisciplinary and international quarterly providing a common forum for representatives of anthropology, sociology, history, social psychology, political science, human geography, biology, economics, communications science and other disciplines who share an interest in the study of the empirical structure of social relations and associations that may be expressed in network form.

INSNA sponsors the annual International Social Networks Conference (known as Sunbelt) as well as regional conferences.

INSNA maintains several electronic services:

- Our web site features information regarding events and publications of interest to our membership.
- We also provide access to listservs: SOCNET, a ListServ electronic discussion forum, and REDES, a Spanish language network Listserv.
- Punctual news and current events are posted on INSNA's official twitter account @SocNetAnalysts

Membership benefits include reduced conference and workshop registration fees, a reduced subscription rate for the journal Social Networks, access to Connections and to the Journal of Social Structure. Additional membership benefits include timely notifications of conferences, symposia, and workshops in network analysis held throughout the year at various locations in the many countries represented by the INSNA membership and access to the world's leading experts on social network analysis through SOCNET (INSNA's online discussion forum) and at INSNA's signature conference, the Sunbelt conference. Members often receive discounts from publishers on new books on social network analysis.

BOARD AND COMMITTEE ROSTERS

Board Member	Current Position Start	End
Laura Koehly, President	2019	2022
Ulrik Brandes, Vice President	2019	2022
Kayla de la Haye, Treasurer	2019	2022
Steve Borgatti, Past President	2019	2022
Becca Davis	2016	2021
Betina Hollstein	2016	2022
David Lazer	2008	2020
Miranda Lubbers	2019	2022
Dean Lusher	2016	2021
Chris McCarty	2016	2021
Bernice Pescosolido	2017	2020
Eric Quintane	2017	2020
Kerstin Sailer	2019	2022
Immediate Past Board Members		
Steve Borgatti, President	2016	2019
Tom Valente, Treasurer	2016	2019
John Skvoretz	2016	2019
Editorships		
<i>Connections: Co-Editors</i>		
Eric Quintane	2017	
Dan Halgin	2020	
<i>J of Social Structure:</i>		
John Skvoretz	2016	2022
<i>Social Networks:</i>		
Tom Valente	2016	
Martin Everett	2014	

Committees (2019-2020)	
<i>INSNA Travel Award Committee:</i>	Miranda Lubbers Dean Lusher Chris McCarty
<i>COVID-19 Response Committee:</i>	jimi adams Floriana Gargiulo David Lazer J. Jill Suitor
<i>Nominations Committee:</i>	Steve Borgatti (Chair) Betina Hollstein Miranda Lubbers Kerstin Sailer
<i>2020 Freeman Award Committee:</i>	Pavel Krivitsky (Chair) Bernice Pescosolido Beate Volker
<i>2020 Best Student Paper Award Committee:</i>	Elisa Belloti (Chair) Batthew Brashears Eric Quintane Isabel Raabe

INSNA AWARD WINNERS

Simmel Award	
Claire Bidart, Alain Degenne, & Michel Grossetti	2020
Katherine Faust	2019
Emmanuel Lazega	2018
Freeman Award	
TBD	2020
Pavel Krivitsky	2019
Kayla de la Haye	2018
Best Student Paper Award	
TBD	2020
Isabel Raabe	2019
Timon Elmer	2018
Richards Award	
Statnet package for R	2019
rSIENA	2017

CONFERENCES & THEIR ORGANIZERS

Recent Sunbelt Conference Organizing Teams	
Virtual Sunbelt, 2020	Emmanuel Lazega Lorien Jasny Chris McCarty Birgit Pauksztat Juergen Pfeffer
Sunbelt XL, Paris June 2-7, 2020 (Cancelled)	Emmanuel Lazega Paola Tubaro
Sunbelt XXXIX, Montreal June 18-23, 2019	Johanne Saint-Charles Brian Rubineau Carlo Morselli Deena White
Sunbelt XXXVIII, Utrecht June 26 – July 1, 2018	Eva Jaspers Vincent Buskens Christian Steglich Maritjtje van Duijn Beate Volker

RECENT CONFERENCES

Year	Number	Location	Registrations	Workshops	Enrollment
2020	XL	Virtual Meeting			
2019	XXXIX	Montreal, CAN	592	34	439
2018	XXXVIII	Utrecht, NL	940		
2017	XXXVII	Beijing, CN	601	13	187
2016	XXXVI	Newport Beach, USA	748	33	642
2015	XXXV	Brighton, UK	810	44	673
2014	XXXIV	St. Pete Beach, USA	633	34	470
2013	XXXIII	Hamburg, DE	987	32	442
2012	XXXII	Redondo Beach, USA	605	25	477
2011	XXXI	St. Pete Beach, USA	576	17	374
2010	XXX	Riva del Garda, ITL	827	15	598
2009	XXIX	San Diego, USA	589	15	336

INSNA MEMBERSHIP

Memberships (January)	2013	2014	2015	2016	2017	2018	2019	2020
Active Regular Members	801	578	558	559	385	350	354	450
Active Student Members	319	234	194	294	91	68	34	181
Total Active Memberships	1120	812	752	853	476	418	388	631

January 2020: 48.9% of current active members are from the United States

BOARD ACTIONS

The Board has been busy this year with two primary activities: revising INSNA Bylaws and responding to the COVID-19 pandemic. Association matters were addressed through email, virtual Board meetings (4), and online polling. In addition to Board meetings, the INSNA Executive Committee met at least once a month. A summary of Board Actions follows:

Bylaws.

The Board identified revising the INSNA Bylaws as a priority for 2019-2020. Over the course of the year, through email interactions and zoom meetings, the Board drafted a revised set of Bylaws for INSNA. The draft Bylaws were sent to the membership in March, allowing opportunity for the membership to provide feedback. After a 35 day comment period, the revised the Bylaws based on received feedback. A formal vote by the membership to ratify the Bylaws is currently in process.

Sunbelt.

Paris, Sunbelt 2020. We were set to have an amazing meeting in Paris – with 1,000 abstracts for oral presentations or poster presentations received. The Paris Organizing Committee had put together an amazing scientific program. The Board thanks Emmanuel Lazega and Paola Tubaro for their incredible efforts in organizing the meeting. Sadly, due to the COVID-10 pandemic, we had to cancel the Paris Sunbelt meeting.

Virtual Sunbelt 2020. Based on a survey of the membership and those who submitted abstracts for the Paris meeting, the Board decided to move forward with a Virtual Sunbelt. In addition, based on recommendations from the COVID-19 Advisory Committee, the Board decided to add a satellite meeting that focuses on the network aspects of the pandemic.

Sunbelt, 2021/Joint Meeting with NetSci. The Board agreed to move forward with the Joint NetSci meeting to be held in July, 2021 in Washington, DC. We finalized an agreement with the conference organizers in which registration includes membership in both scientific communities. As well, we have four Board members serving on the steering committee for the joint meeting: Ulrik Brandes, Kayla de la Haye, David Lazer, and Bernice Pescosolido.

Melbourne Sunbelt, 2022. The Board approved the Melbourne Sunbelt proposal in June, 2019. The Melbourne Organizing Committee has been busy planning a fun event, which is scheduled for January 4-8, 2022.

Committees.

Over the year, several INSNA members have served the Association on committees (listed in the tables above). The Board thanks all of those who served on 2020 Awards committees. In addition, we convened three ad hoc committees: the Student Travel Award committee identified policies & procedures for our award to support students to attend Sunbelt - the award was generously established by the Montreal Sunbelt Organizing Committee; a COVID-19 Advisory Committee who provided recommendations to the Board and the Paris Sunbelt Organizing Committee regarding INSNA's response to the pandemic – their advice was invaluable to our decision process; and the Nominations Committee which will provide nominations for upcoming vacancies on the Board.

Contracts:

Exeley. Kayla de la Haye, INSNA Treasurer, worked with Eric Quintane, Connections Editor, and John Skvoretz, Journal of Social Structure Editor, to revise the Exeley contract to include copy-editing services to our editorial management and hosting services for the journals. The Board approved the new contract with expanded services.

NCG. We have developed a constructive and positive partnership with NCG for our Association Management needs. The Board voted unanimously to renew our contract with NCG.

2020-2021 Priorities.

Moving forward, the Board has three priorities. First, we will draft a Policies & Procedures Manual that will be used to guide decisions and actions of the Board. Our goal is to include non-Board members in these drafting activities, such that INSNA's policies and procedures reflect the voices of the membership. Second, we will identify ways to increase membership engagement; given that registration for Networks 2021 includes an INSNA membership, we would like to use this opportunity to engage our community outside of our annual scientific meeting. And, finally, given recent events, we would like to consider how we might adapt to accommodate virtual participation in future INSNA sponsored and affiliated conferences.

JOURNALS

Report on *Journal of Social Structure (JoSS)* Activity

John Skvoretz, Editor

Cathy McGrath, Managing Editor

JoSS is hosted by Exeley Inc, “a New York based company established in 2015 that focuses on offering innovative publishing services to Open Access publications worldwide.” Below is the journal’s homepage. Up until this year Exeley hosted only Volume 18 forward. All other volumes were hosted on the previous Carnegie–Mellon website. However, a one-time expenditure by INSNA changed this state of affairs and Exeley now hosts all issues of *JoSS* as well as providing copy editing services.

The screenshot shows the homepage of the Journal of Social Structure (JoSS) on the Exeley website. The page features a dark blue header with the Exeley logo and navigation links: HOME, ABOUT US, PUBLICATIONS, SERVICES, CONTACT US. A search bar is located on the right side of the header. Below the header, the breadcrumb trail reads: Home > Publications > Journal of Social Structure. The main content area is titled "PUBLICATIONS" and includes a "Share / Export Citation / Email / Print / Text size: + -" link. The central focus is the "Journal of Social Structure" entry, which includes a blue cover image with the journal title and the INSNA logo. To the right of the cover, the journal's name is displayed in a large font, followed by the subtitle "International Network for Social Network Analysis". Below this, the text indicates "Number of Issues : volume open", "SUBJECT: Social Sciences", and "eISSN: 1529-1227". A "GET ALERTS" button is present. Further down, there are icons for "JOURNAL METRICS" and "License type: CC BY-NC 4.0". A "Follow us:" section includes icons for various social media platforms. To the right of the main content, there are two sections: "Recently published:" with a list of articles, and "Journal News:" with a placeholder for news items. At the bottom of the page, a navigation bar contains several tabs: OVERVIEW (highlighted), ABOUT SOCIETY, EDITORIAL INFORMATION, SUBMIT A MANUSCRIPT, ABSTRACTING & INDEXING, and SUPPLEMENTARY INFORMATION. The main text area below the navigation bar provides a detailed description of the journal, its focus on social structure, and information about its peer review process and archiving.

Journal of Social Structure
International Network for Social Network Analysis

Number of Issues : volume open
SUBJECT: Social Sciences
eISSN: 1529-1227
[GET ALERTS](#)

JOURNAL METRICS
 License type: **CC BY-NC 4.0**

Follow us:

Recently published:

- The Structure of Collaboration Networks: An Illustration of Indian Economics
- The Power of Social Cognition

Journal News

[OVERVIEW](#) [ABOUT SOCIETY](#) [EDITORIAL INFORMATION](#) [SUBMIT A MANUSCRIPT](#) [ABSTRACTING & INDEXING](#) [SUPPLEMENTARY INFORMATION](#)

The *Journal of Social Structure* (JoSS) is an electronic journal of the **International Network for Social Network Analysis** (INSNA). It is designed to facilitate timely dissemination of state-of-the-art results in the interdisciplinary research area of social structure. It publishes empirical, theoretical and methodological articles.

JoSS publishes manuscripts that are focused on social structure-on the patterning of social linkages among actors. These actors could be comprised of different types or levels or analysis, such as animals, humans, artificial agents, groups or organizations. INSNA was founded on the premise that the behavior and lives of social entities are affected by their position in the overall social structure. By examining the etiology and consequences of structural forms overall, of the location of entities within these structures, and of the formation and dynamics of ties that make up these structures, INSNA hopes to learn about the parts of behavior that are uniquely social.

Articles are accepted only after peer review. Comments, rejoinders and extensions on already published articles will be peer-reviewed and if accepted will be attached via a hyperlink to the previously published piece.

All published articles and comments (including embedded data, graphics, algorithms and simulations) are permanently archived by the library at Carnegie Mellon University.

Activity since the last Sunbelt in Montreal June 2019 consists of the following outcomes on 12 submissions: 2 accepts, one published and one in press, 1 under review, 1 being revised for resubmission, 2 rejects after review and 6 desk rejects. The journal owes thanks to the following reviewers: Juan Arroyo Flores, Laura Koehly, Chang Lin, John Levi-Martin, Chris Marcum, and Cathy McGrath. The nine published articles are listed below:

Volume 20, No. 4 (2019):

Exploring Patterns of Social Relationships among Food Bloggers on Twitter
Using a Social Network Analysis Approach / Allison D. Hepworth, Jess
Kropczynski, Justin Walden & Rachel A. Smith

Volume 20, No. 3 (2019):

Social Networks and Health: Micro Processes and Macro Structures / Christopher Steven
Marcum & Laura M. Koehly

The Role of Maternal Social Networks on the Outcomes of a Home-Based Childhood
Obesity Prevention Pilot Intervention / Kayla de la Haye, Brooke M. Bell, & Sarah-
Jeanne Salvy

The Role of Social Influence and Network Churn in Beliefs about Electronic Medical
Record Technology / Christina T. Yuan, Gerald C. Kane, Jason M. Fletcher, & Ingrid M.
Nembhard

Adolescent Friendship Formation and Mental Health: A Stochastic Actor-Based Model of
Help-Seeking Behavior / Marlon P. Mundt & Larissa I. Zakletskaia

The Multiplex Social Environments of Young Black Men Who Have Sex with Men: How
Online and Offline Social Structures Impact HIV Prevention and Sex Behavior
Engagement / Lindsay E. Young, Kayo Fujimoto, Leigh Alon, Liang Zhang, & John A.
Schneider

The Multiplex Social Environments of Young Black Men Who Have Sex with Men: How
Online and Offline Social Structures Impact HIV Prevention and Sex Behavior
Engagement / Sula M. Hood, Elizabeth H. Golembiewski, Hadyatoullaye Sow, Kyle
Benbow, Jeremy Prather, Lisa D. Robison, & Elisabeth Martin-Hagler

Transitivity Types Predict Communicative Abilities in Infants at Risk of Autism /
Rebekka Schleier, Jana M. Iverson, Andrew P. King & Meredith J. West

Report on *Connections* Activity

Eric Quintane

2019 was a good year for *Connections* with 19 manuscripts submitted and 10 published (compared to 16 and 6 for 2018, respectively).

All published articles are available here: <https://www.exeley.com/journal/connections>
 Acceptance rate is high, with 66% of manuscripts accepted, but this number hides large differences between research manuscripts (44% accepted) and other manuscript types, including datasets and methods, that have a 100% acceptance rate. A majority of manuscripts undergo at least one revision with only 23% desk reject rate and 37.5% of manuscripts were accepted after the first revision. All articles undergoing a second revision were accepted. 75 reviewers were invited, 39 of which (approximately 50%) actually completed the review. Finding willing, and good, reviewers is still a difficulty for the journal. Turnaround time for the journal are good, with a first decision provided to the author on average in less than two months (51 days). The most viewed article of 2019 received over 2000 views on the web site. The web site itself received over 6000 views in 2019.

Dan Halgin is co-Editor of *Connections* as of April 2020.

Manuscripts processed in 2019 – Summary

	Submitted	Rejected	In Process	Published
Papers	13	5	4	4
Datasets	2			2
Methods	2			2
Others	2			2
Total	19			

Manuscripts processed in 2019 – More Detailed Statistics

Original Submission

Editor Decision Term	Total Decisions	Frequency of Decision	Average Time to Decision
Accept	1	7.7%	0
Reject	3	23.1%	15
Revise	9	69.2%	46.1
Total Editor Decisions	13	100%	35.4

Revision 1

Editor Decision Term	Total Decisions	Frequency of Decision	Average Time to Decision
Accept	3	37.5%	17.3
Reject	1	12.5%	49
Revise	4	50%	50.8
Total Editor Decisions	8	100%	38

Revision 2

Editor Decision Term	Total Decisions	Frequency of Decision	Average Time to Decision
Accept	3	100%	7
Total Editor Decisions	3	100%	7

Reviewer Invitation Statistics

Total Reviewers Invited <i>Total number of Reviewers invited during the specified time period. Includes Reviewers who may have been subsequently terminated or un-invited.</i>	75
Agreed to Review <i>Number of Reviewers invited during the time period who agreed to review and are still working on their reviews.</i>	0
Reviewers who Completed Reviews <i>Number of Reviewers invited during the time period who agreed to review and have completed their review.</i>	39
Declined to Review <i>Number of Reviewers invited during the time period who declined to review.</i>	14
Have not Responded to Review Invitation <i>Number of Reviewers invited during the time period who have neither agreed nor declined to review.</i>	0
Uninvited Reviewers <i>Number of Reviewers invited during the time period who were subsequently un-invited by the Editor.</i>	16
Terminated Reviewers <i>Number of Reviewers invited during the time period whose roles were subsequently terminated by an Editor who chose to make a decision without waiting for the review to be completed.</i>	6

Journal Turnaround Time

Submission to Editor Assignment <i>Average number of days between the date the manuscript was received and the first Editor was assigned.</i>	1
Submission to Reviewer Invitation <i>Average number of days between the date the manuscript was received and the first Reviewer was invited.</i>	1.8
Submission to First Decision <i>Average number of days between the date the manuscript was received and the first decision.</i>	50.9

Editor Statistics

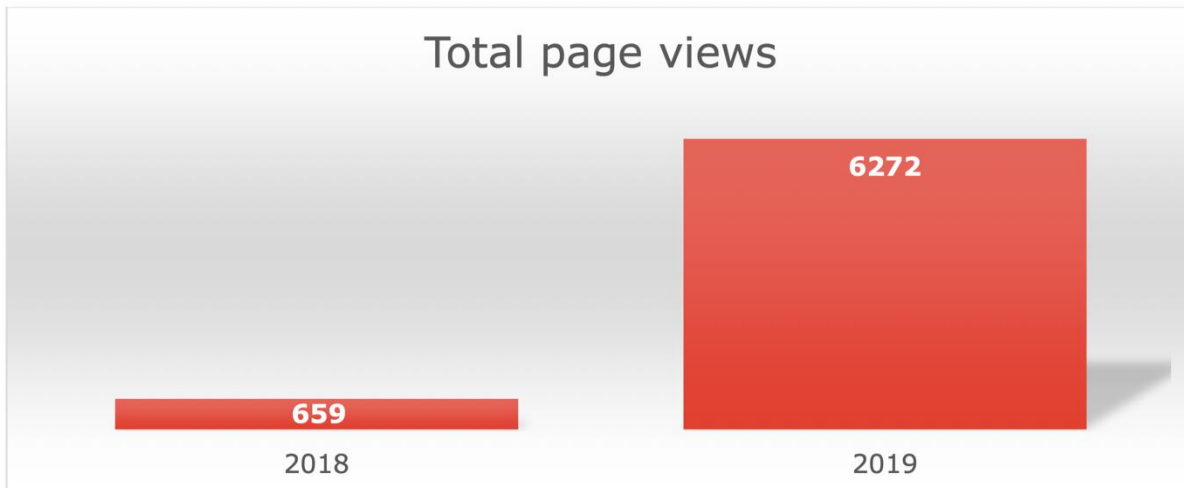
Average Time from Assigned to First Reviewer Assigned (Initial Submissions) <i>Average number of days between this Editor being assigned and the first Reviewer being assigned for initial submissions only. The calculation is based on Editor assignments during the specified time period. Note that the journal office may invite the Reviewer; it does not have to be this Editor who actually invites the Reviewer.</i>	0.8
Average Time from Assignment to First Reviewer Assigned (Revisions) <i>Average number of days between this Editor being assigned and the first Reviewer being assigned for revisions only. The calculation is based on Editor assignments during the specified time period. Note that the journal office may invite the Reviewer; it does not have to be this Editor who actually invites the Reviewer.</i>	0.1
Average Time from Assignment to Subordinate Editor Assignment (All Submissions) <i>Average number of days between this Editor being assigned and a subordinate Editor being assigned. This calculation is for initial submissions and revisions.</i>	0
Average Number of Reviewers per Submission <i>Average number of Reviewers assigned to each manuscript while this Editor was the handling Editor. The calculation is based on submissions where the Editors decision was made during the time period, and counts only reviews that were complete at the time the decision was made. It includes Reviewers who may have been invited by someone else (e.g. journal staff) while this Editor was the Handling Editor.</i>	2
Total Number of Reviewers Utilized <i>Total number of Reviewers who completed reviews on submissions this Editor made a decision on during the specified time period.</i>	37
Number of Unique Reviewers Utilized <i>Total number of unique Reviewers who completed reviews on submissions this Editor made a decision on during the specified time period.</i>	23
Time to Decision <i>Average number of days from the time this Editor assumed responsibility for making the decision, to the date the decision was submitted. Calculation is based on decisions made by this Editor during the specified time period.</i>	3.8
Total Number of Decisions Rescinded <i>Total number of times a decision was rescinded for a submission this Editor had made a decision for. Calculation is based on the date the decision was rescinded (i.e. it is possible that the decision was made prior to the start of the specified time period, but the decision was rescinded during the specified time period).</i>	0

Web site Statistics

Doi	Article title	Issue	Article views
10.21307/connections-2019-003	What the eye does not see: visualizations strategies for the data collection of personal networks	VOLUME 39	2100
10.21307/connections-2018-003	A collection of tributes to Linton C. Freeman	VOLUME 38	1141
10.21307/connections-2019-002	Signed Networks for the US Supreme Court Overturning its Prior Decisions	VOLUME 39	520
10.21307/connections-2017-003	A Visual Data Collection Method: German Local Parties and Associations	VOLUME 37	422
10.21307/connections-2019-001	Networks of Canadian Business Elites: Historical Corporate Interlock Networks circa 1912	VOLUME 39	378

Web site visits

Unique Page views	Total Page views
1751	6272



Databases Indexing the journal

- BASE - Bielefeld Academic Search Engine
- CNKI Scholar (China National Knowledge Infrastructure)
- CNPIEC – cnpLINKer
- CORE
- Dimensions
- DOAJ (Directory of Open Access Journals)
- Electronic Journals Library
- ERIH PLUS (European Reference Index for the Humanities and Social Sciences)
- Genamics JournalSeek
- Google Scholar
- Index Copernicus
- J-Gate
- JournalTOCs
- Keepers Registry
- MIAR
- OpenAIRE
- ProQuest – Summon
- Publons
- QOAM (Quality Open Access Market)
- ReadCube
- Ulrichsweb & Ulrich’s Periodicals Directory
- WanFang Data
- WorldCat (OCLC)
- Zenodo.

SOCIAL MEDIA PRESENCE

In addition to the INSNA website, we maintain an online presence and engagement with our community through social media on Facebook and Twitter.

Twitter

@SocNetAnalysts

- Followers: 2,822 (as of May 2020)
- Tweets and engagement over the past year are summarized below, with 34 tweets resulting in 138,216 total engagements and 655 new followers
- Some top tweets are copied below

Year	Month	Tweets	Tweet views	Profile visits	New followers
2020	April	1	7,214	310	45
2020	March	4	8,990	395	34
2020	February	1	7,190	168	42
2020	January	2	10,300	305	65
2019	December	2	9,364	234	28
2019	November	1	7,566	194	47
2019	October	2	13,700	264	47
2019	September	2	12,800	477	106
2019	August	2	8016	178	30
2019	July	2	12,500	318	37
2019	June	14	33,200	1,673	142
2019	May	1	7376	504	32
	TOTAL		138,216	5020	655

Sep 2019 - 30 days

TWEET HIGHLIGHTS

Top Tweet earned 5,704 impressions

We are excited to announce that [@SocNetAnalysts](#) and [@netscisociety](#) are joining forces to organize their first joint Sunbelt+NetSci conference in 2021. Networks 2021 will be held July 6-11, 2021 in Washington DC. Info at [networks2021.net](#) [@Networks2021](#) [pic.twitter.com/Jdoczbl62x](#)



26 replies 45 likes

Aug 2019 - 31 days

TWEET HIGHLIGHTS

Top Tweet earned 2,088 impressions

Most downloaded Social Networks papers this summer: (1) structure of online vs offline networks, (2) migrant SNA, and (3) the collapse of online social networks. Find them, and all our new pubs here: [journals.elsevier.com/social-network...](#)

9 replies 30 likes

Oct 2019 - 31 days

TWEET HIGHLIGHTS

Top Tweet earned 3,547 impressions

INSNA celebrates its 40th Sunbelt in Paris next year! Calls for Workshops and Organized Sessions are now open (with calls for papers coming soon): [insna.org/events/sunbelt...](#)

























16 replies 16 likes

Facebook:

<https://www.facebook.com/INSNA/>

- Followers: 3,868 (May 2020), up from 3,549 in May 2019
 - Majority from U.S.A. (762), followed by Italy (214), Brazil (182), Germany (171), India (170), UK (136), Mexico (136), South Korea (113), Canada (95), and Portugal (88)
 - 40% women, 58% men (estimated)
- Post reach typically ranges from 600 to 2,400, with greatest reach for conference announcements and posts about new papers in Social Networks or Connections

■ Reach: Organic / Paid
 ▼
■ Post Clicks
 ■ Reactions, Comments

Published	Post	Type	Targeting	Reach	Engagement
04/27/2020 4:45 PM	 INSNA is sad to report the #Sunbelt2020 meeting in Paris is			658 ■	40 23 ■ ■
03/30/2020 12:43 PM	 An update on the #Sunbelt2020 conference for INSNA members and			1.1K ■	69 29 ■ ■
03/18/2020 12:43 PM	 A message to the INSNA community from Laura Koehly, INSNA President:			669 ■	40 9 ■ ■
02/26/2020 12:31 PM	 Registration for #Sunbelt2020 in Paris is open, with an early bird			910 ■	38 67 ■ ■
01/28/2020 2:24 PM	 #Sunbelt2020 call for oral and poster abstracts is extended by 1 week. 🙌			1.5K ■	55 36 ■ ■
01/14/2020 9:28 PM	 Just 2 weeks until Sunbelt 2020 paper & poster abstracts are due!			993 ■	54 27 ■ ■
12/19/2019 7:41 AM	 Get your SNA science ready: the call for Oral Presentations & Posters is			2.4K ■	149 73 ■ ■
11/15/2019 10:24 AM	 Calls for Sunbelt 2020 Workshops & Organized Sessions are due			1.4K ■	85 42 ■ ■
10/21/2019 5:05 PM	 INSNA celebrates its 40th Sunbelt in Paris next year! Calls for Workshops			1.8K ■	95 60 ■ ■

INSNA MANAGEMENT TEAM – NARDONE CONSULTING GROUP



Terry Dougherty, CMP
Sr. Association Manager



Michele Doyle
Association Coordinator

FINANCIAL – DATA FROM NARDONE CONSULTING GROUP

PRIOR YEARS COMPARISON

Year End	Assets	Net Income	Conference Revenue	Membership Revenue	Expenses
12/19	\$389,687.34	\$14,160.52	\$18,789.75	\$87,298.21	\$95,745.57
12/18	\$386,188.39	\$31,634.95	\$29,654.01	\$68,714.92	\$114,659.76
12/17	\$296,780.63	\$42,892.54	\$39,611.15	\$32,060.00	\$129,914.96
12/16	\$242,937.74	\$124,105.21	\$234,099.24	\$57,176.00	\$169,485.03
12/15	\$118,832.53	\$69,580.44	\$62,598.62	\$80,821.03	\$81,368.05

Total assets for 2019 include pre-paid deposits for Sunbelt 2020 and Sunbelt 2022. Cash balance decreased by 30% over 2018 largely due to deposits totaling \$173,985.98 for the Paris Marriott.

International Network for Social Network Analysis

BALANCE SHEET

As of December 31, 2019

	TOTAL
ASSETS	
Current Assets	
Bank Accounts	
1010 Ameris Operating Account	77,035.88
1011 CHASE Checking (deleted)	123,937.47
Total Bank Accounts	\$200,973.35
Accounts Receivable	
1100 Accounts Receivable	-350.00
Accounts Receivable (A/R) - EUR	0.00
Total Accounts Receivable	\$ -350.00
Other Current Assets	
1300 Undeposited Funds	1,394.00
1400 Prepaid Expenses	5,205.51
Total Other Current Assets	\$6,599.51
Total Current Assets	\$207,222.86
Other Assets	
1500 Deferred Expenses	
1500-01 Sunbelt 2020	173,985.98
1500-02 Sunbelt 2022	8,478.50
Total 1500 Deferred Expenses	182,464.48
Total Other Assets	\$182,464.48
TOTAL ASSETS	\$389,687.34
LIABILITIES AND EQUITY	
Liabilities	
Current Liabilities	
Accounts Payable	
2000 Accounts Payable	7,092.00
Total Accounts Payable	\$7,092.00
Other Current Liabilities	
2200 Accrued Expenses	3,042.53
2300 Deferred Revenue	
4100 Membership Dues	0.00
4100-01 Individual - One Year	18,175.88
4100-02 Individual - Three Years	17,906.88
4100-04 Student - One Year	5,294.14
4200-03 Individual - Two Years	7,307.00
Total 4100 Membership Dues	48,683.90
4250 SocNet - Journal Subscriptions	0.00
SNJ - Individual Three Year Sub	826.01
SNJ - Individual Two Year Sub	359.26
SNJ - Student One Year Sub	1,112.52
Total 4250 SocNet - Journal Subscriptions	2,297.79

Accrual Basis Monday, May 18, 2020 01:13 PM GMT-04:00

1/2

International Network for Social Network Analysis

BALANCE SHEET

As of December 31, 2019

	TOTAL
4300 Sunbelt Income	
4300-01 Meal Purchase	
4300-02 Banquet	0.00
4300-03 Lunch Box	0.00
Total 4300-01 Meal Purchase	0.00
4400 - Sunbelt	
4400-02 Member Registration	0.00
4400-05 Sunbelt Student Travel Award	10,000.00
Total 4400 - Sunbelt	10,000.00
4410 Registration - Workshop	0.00
Total 4300 Sunbelt Income	10,000.00
Total 2300 Deferred Revenue	60,981.69
Total Other Current Liabilities	\$64,024.22
Total Current Liabilities	\$71,116.22
Total Liabilities	\$71,116.22
Equity	
3000 Opening Balance Equity	0.00
3100 Unrestricted Net Assets	305,739.40
Prior Period Adjustments	110.00
Net Income	12,721.72
Total Equity	\$318,571.12
TOTAL LIABILITIES AND EQUITY	\$389,687.34

International Network for Social Network Analysis

PROFIT AND LOSS January - December 2019

	TOTAL
Income	
4100 Membership Dues	
4100-01 Individual - One Year	57,917.45
4100-02 Individual - Three Year	10,337.15
4100-03 Individual - Two Year	5,737.75
4100-04 Student - One Year	13,305.86
Total 4100 Membership Dues	87,298.21
4250 SocNet - Journal Subscriptions	
4250-01 SNJ - Individual Two Year Sub	261.37
4250-02 SNJ - Individual Three Year Sub	226.63
4250-03 SNJ - Student One Year Sub	3,232.06
Total 4250 SocNet - Journal Subscriptions	3,720.06
4300 Sunbelt Income	
4400 Registration - Sunbelt	
4400-02 Member Registration	16,088.32
Total 4400 Registration - Sunbelt	16,088.32
4410 Registration - Workshops	2,701.43
Total 4300 Sunbelt Income	18,789.75
4425 Royalties	337.41
Total Income	\$110,145.43
GROSS PROFIT	\$110,145.43
Expenses	
6000 Awards and Grants	
6100 Sunbelt Awards	
6100-02 Richards Award	2,500.00
6100-04 Student Award	5,000.00
6100-05 Student Travel Award	4,243.44
6100-06 Women In Network Science Award	200.00
Total 6100 Sunbelt Awards	11,943.44
Total 6000 Awards and Grants	11,943.44
6150 Business Expenses	
6150-01 Business Registration Fees	370.00
Total 6150 Business Expenses	370.00

International Network for Social Network Analysis

PROFIT AND LOSS January - December 2019

	TOTAL
6170 Contract Services	
6175 Accounting Fees	1,500.00
6180 Association Management Services	
6180-01 Management Services	39,960.00
Total 6180 Association Management Services	39,960.00
6190 Journal Management	
6190-01 Connections / JOSS	13,190.00
6190-02 Journal Subscriptions - SocNet	7,478.01
6190-04 JoSS Copy Editing	4,000.00
Total 6190 Journal Management	24,668.01
6225 Professional Services	0.00
Total 6170 Contract Services	66,128.01
6200 Operations	
6200-01 Marketing	279.52
6200-02 Bank & Transaction Fees	902.30
6200-03 Registered Agent Services	125.00
6200-04 Postage, Mailing Service	62.97
6200-05 Supplies	22.25
6200-06 Telephone, Telecommunications	1,200.00
6200-07 Website Costs	7,367.86
6200-08 Printing and Copying	24.96
6200-09 Merchant Service Fees	2,969.05
Total 6200 Operations	12,953.91
6300 Other Types of Expenses	
6300-01 Advertising Expenses	1,324.00
6300-03 Insurance - Liability, D and O	2,120.49
Total 6300 Other Types of Expenses	3,444.49
6400-00 Travel and Meetings	
6500 Sunbelt Conference Expense	
6500-02 Bank Service Charges	60.00
6500-03 Catering	0.00
6500-06 Staff Expenses	2,006.54
6500-11 Keynote Speaker Travel/Expenses	0.00
6500-19 Sunbelt Awards	277.98
Total 6500 Sunbelt Conference Expense	2,344.52
Total 6400-00 Travel and Meetings	2,344.52
Sunbelt 2019	0.00
Total Expenses	\$97,184.37
NET OPERATING INCOME	\$12,961.06

International Network for Social Network Analysis

PROFIT AND LOSS January - December 2019

	TOTAL
Other Expenses	
Unrealized Gain or Loss	0.00
Exchange Gain or Loss	239.34
Total Other Expenses	\$239.34
NET OTHER INCOME	\$ -239.34
NET INCOME	\$12,721.72