


# Making Knights, Tigers and Bears: Bulldogs

Transitioning from 5th to 6th grade  
Jessica Evans, Ed.S.  
Monroe County Middle School




+



+



=



A little about me...

---

Let's get it

started

**What will you need:**

- **Your phone**
- **Pencil or Pen or Markers**
- **Resource Kit**

# Who ?

---

- Monroe County Schools
  - 4 fun facts about MC



TLC's 7 Little Johnstons



2nd Oldest Female College In the World: Tift College



Atlanta Falcons Birdlady



# Who ?

---

- Monroe County Schools
  - 5 Schools
    - 3 Elementary Schools
    - 1 Middle School
      - 2 locations
        - 6th grade
    - 1 High School
  - Around 4300 students



# Who ?

- My Dream Team
  - 3 Elementary School Counselors
    - 5th Grade Teachers
    - Each School Admin Team
  - My Admin Team
    - Principal
    - 2 Assistant Principals
    - Co-Counselor
    - IC
    - 6th Grade Teachers
    - Media Specialist
    - Parent Involvement Specialist
    - Student Volunteers
    - All Cafe and Custodial Staff

# MVP



# What?

---

- Core Curriculum
- Lunch and Learns
- Field Trips (Students)
- Visitation Night (Parents)
- Open House
- After the first day...

# What?/When?

---

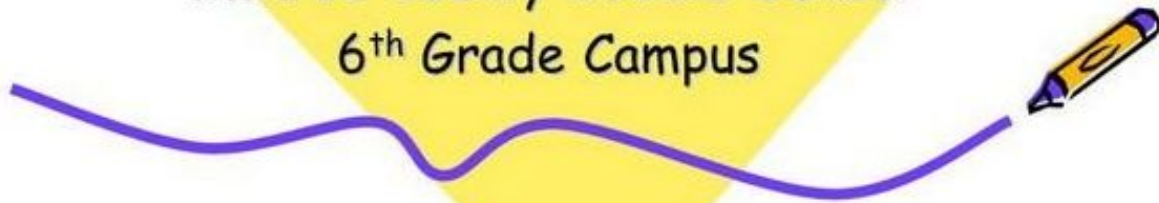
- Transition Step #1
  - Core Curriculum
    - Next Slides
  - Lunch and Learns
    - Mini Q & A
- Planning
  - Starts in November/December
    - Calendar
  - Confirmed with MVPs
    - Confirmed with Admin. Team
    - Confirmed with Teachers

During my time at each school, I get with each counselor to identify grade level “superstars”.



# Welcome to the Sixth Grade!

Monroe County Middle School  
6<sup>th</sup> Grade Campus





# 6th grade classes 2015-2016

Math

Science

Social Studies

ELA

Specials #1

Specials #2

= 6 teachers total

# A day in the life of a 6th grader...

- Arrival

- When you arrive in the morning, you report to the lunchroom. Breakfast is served until 8:00 a.m.
- If you chose to not eat breakfast, you will report to the gym until 7:45 a.m. At 7:45 a.m. you will report homeroom.

(Here you will watch the school news, recite the pledge and your teacher will take attendance.)

- During homeroom, you will go to your locker to get all of your materials for your morning classes.

# Just a reminder

- At 8:00, you are late.



# A day in the life of a 6th grader...

## Connections

- Connections classes are like “specials” in elementary school. These are classes that explore other areas of learning.
- P.E., Band, Chorus, Business Education, Technology, and Art

(Students may sign-up for Band and Chorus.)

- You will be assigned 2 connections per semester.

# Connections

PE

Band

Chorus

Business Education

Robotics

Art

Agriculture

Technology

## A day in the life of a sixth-grader!

- Lunch
  - Our lunch time is scheduled between our academic classes. (There are two academic classes before lunch and two after.)
  - We go to lunch and sit with our class.
- Lockers
  - After lunch, we have another locker break where you will get all of the materials you will need for your afternoon classes.



**Bulldog Break**

## A day in the life of a sixth-grader!

- Dismissal
  - At the end of the school day, students go to their locker one last time - to put away books and gather any materials they need for homework.
  - Students are dismissed to their ride or bus by intercom and must stay in the classroom until they are called.



023...

198...


101... 088...

045...



# School Rules

- All school rules can be found in the agenda.
- All school rules and classroom rules will be reviewed during the first days of school - all students are expected to behave appropriately.
- School and classroom rules are strictly enforced.



# Expectations of Sixth Graders


- Your sixth grade teachers will expect you to:

- Follow all school and classroom rules.
- Be in dress code each day.
- Be respectful to your teachers and peers.
- Come to each class prepared.
- Complete all classwork and homework assignments on time.
- Enjoy the 6<sup>th</sup> grade!



# Lockers

- Lockers are a privilege, not a right!
  - You will get three locker breaks each day.
  - You are expected to get your materials during locker breaks, not in the middle of class.
  - You are expected to keep your locker neat and tidy - no trash or wadded up papers!
  - Abusing your locker privileges can result in your locker being taken away from you.



# Hallway Expectations

- Right side of the hallway
- Silent Transitions



**PBIS**

**Code of Conduct**

**Positive Attitude**

**Act Responsibly**

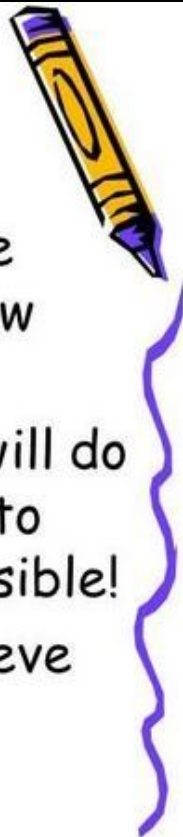

**Work Hard**

**Show Respect**

**PAWS**

## Welcome to the Sixth Grade!

- Starting middle school can be a little overwhelming and there are many new experiences awaiting you!
- Your teachers understand this and will do all they can to make your transition to the middle school as pleasant as possible!
- We look forward to helping you achieve your personal best at MCMS!





# Ideas to use...

---

- Who could you use on your DREAM TEAM?
  - MVPs?
- Who would not be helpful on your team?
  - Why or Why not?

# What?

---

- Core Curriculum 
- Lunch and Learns 
- Field Trips (Students)
- Visitation Night (Parents)
- Open House
- After the first day...



# What?/ Where?

---

- Field Trips




- Each school comes to tour the 6th grade campus

- Each school creates a permission slip and arranges transportation

- What is it like?

- Who are the teachers? What are they like?

# What?

- 
- Core Curriculum 
  - Lunch and Learns 
  - Field Trips (Students) 
  - Visitation Night (Parents)
  - Open House
  - After the first day...

# What?

## ● Visitation Nights (Parents)





Night #1 Leadership University

- Academic Support/ Curriculum Changes
  - Advanced Classes
    - Requirements
    - School Supply list/Dress code

Night #2 Parent Visitation Night

[One STOP Shop](#)

# What?

- 
- Core Curriculum 
  - Lunch and Learns 
  - Field Trips (Students) 
  - Visitation Night (Parents) 
  - Open House
  - After the first day...

# What?






---

## Open House

- During Pre-Planning



# What?

- 
- Core Curriculum 
  - Lunch and Learns 
  - Field Trips (Students) 
  - Visitation Night (Parents) 
  - Open House 
  - After the first day...

# After the first day...

---

- New students
  - Mini Boosters on transition info
  - Follow-Up for the first 8-12 weeks of school







# Things to remember...

— — —

- Minor things
  - Directional Signs
  - [Sign example](#)
  - Elementary Flyer
  - [Info for parents](#)
  - Plans for your other students during transition events
    - [Layout Plan](#)
  - Communicate, Communicate, Communicate
  - Create an agenda for everything
  - [Leadership U](#)
  - Sign-in Sheets
  - [Example](#)
- Major things
  - Needs Assessment Data
    - Teachers
    - Students
    - Parents
    - [5th grade needs assessment](#)
    - [Data to use...](#)
  - Student Tour Guides (Volunteer Club)
    - Info session
    - Notes
    - Walking tours
    - Parent helpers
    - +50 students for clubs
  - Student Transition Documents
    - Mega Tracking Sheets
    - RTI/504/EIP files
      - Attending 5th grade meetings



# What?

- 
- Core Curriculum 
  - Lunch and Learns 
  - Field Trips (Students) 
  - Visitation Night (Parents) 
  - Open House 
  - After the first day... 

# WHY?



Students

Parents

# TPS

Think- Complete your graphic organizer

Pair- Compare with an elbow partner

Share- Share one idea with the group

# Q & A



# Resource Kit



Transitioning from 5th to 6th grade  
Jessica Evans, Ed.S.  
Monroe County Middle School