



Back to School: Engaging Families and Assessing Children

A strong start is crucial for preschool and PreK teachers. This training covers managing challenging behaviors, engaging families, and assessing development for 3-5 year olds.

Your trainers: Tierra and Jaime





The Importance of a Strong Start

1

Establish Routines

Create consistent schedules to provide structure and security for young children.

2

Build Relationships

Foster connections with children and families to create a supportive environment.

3

Set the Tone

Create a positive atmosphere that encourages learning and exploration.

Typical Challenging Behaviors



Separation Anxiety

Children may cry or cling when separating from parents.



Routine Adjustment

Adapting to new schedules can lead to frustration or tantrums.



Social Challenges

Children may struggle with making friends or navigating peer conflicts.



Regression

Some children may temporarily revert to earlier developmental behaviors.





Strategies for Managing Behaviors

1

Establish Routines

Create and communicate predictable daily schedules to provide security.

2

Build Relationships

Spend one-on-one time with each child to establish trust.

3

Positive Reinforcement

Use praise and rewards to encourage desired behaviors.

4

Model Social Skills

Teach and demonstrate appropriate social interactions through role-play.

Family Engagement: Communication is Key

Regular Updates

Share frequent information about learning, adjustment, and progress.

Two-Way Communication

Encourage parents to share insights about their child's needs and interests.

Open Door Policy

Invite parents to visit and participate in classroom activities.

Family Projects

Assign simple at-home projects to complete and share in class.



Hosting Fun Family Events

1

Back-to-School Night

Welcome families with classroom tours and curriculum overview.

2

Family Reading Day

Invite parents to read favorite books or host a storytime picnic.

3

Cultural Potluck

Organize a lunch where families share dishes reflecting their heritage.



Importance of Early Assessment

Observational Assessments

Use checklists and anecdotal records to document behavior and skills.

Developmental Screenings

Utilize tools like Ages and Stages Questionnaire to assess key areas.

Timely Conversations

Identify areas of opportunity and share these with families early in the year, so you can work together for the child!



Sharing Assessment Results

Method	Frequency	Purpose
Parent-Teacher Conferences	Early in Year	Discuss Results
Regular Updates	Ongoing	Share Progress
Resource Sharing	As Needed	Support Development

Tools for Success



Visual Schedules

Help children understand daily routines and transitions.



Digital Portfolios

Document and share children's work and development with families.



Comfort Spaces


Create areas for children to relax and self-regulate.




Setting the Stage for Success

- 1 Address Challenges**
Implement strategies to manage difficult behaviors effectively.
- 2 Engage Families**
Build strong partnerships through communication and involvement.
- 3 Assess Early**
Identify needs and provide support for optimal development.
- 4 Continuous Growth**
Reflect on practices and seek ongoing professional development.

Thank you for joining us.




Preschool/PreK Session



Jaime Rechkemmer

Jaime.Rechkemmer@aim4impact.org




Tierra James

tjames@growingroomusa.com

3

Mary Lyons, Program Director at GCCA

mary@georgiachildcare.org



Link to Survey for THIS SESSION: you must do both!

<https://qrco.de/bfNoAR>