



NORTHWEST DISTRICT WASTEWATER UPDATES

Nicole Weaver

Northwest District Compliance Assurance Program
Florida Department of Environmental Protection

Focus on Change | April 8, 2025



AGENDA



- DEP Northwest District Overview and Leadership.
- Compliance Assurance Program (CAP).
- Permitting Program.
- Sanitary Sewer Overflows (SSO).
- Bypasses.
- Other Noncompliance Reporting.



FLORIDA DEPARTMENT OF ENVIRONMENTAL PROTECTION



The Florida Department of Environmental Protection (DEP or Department) is the state's lead agency for environmental management and stewardship, protecting our air, water and land.

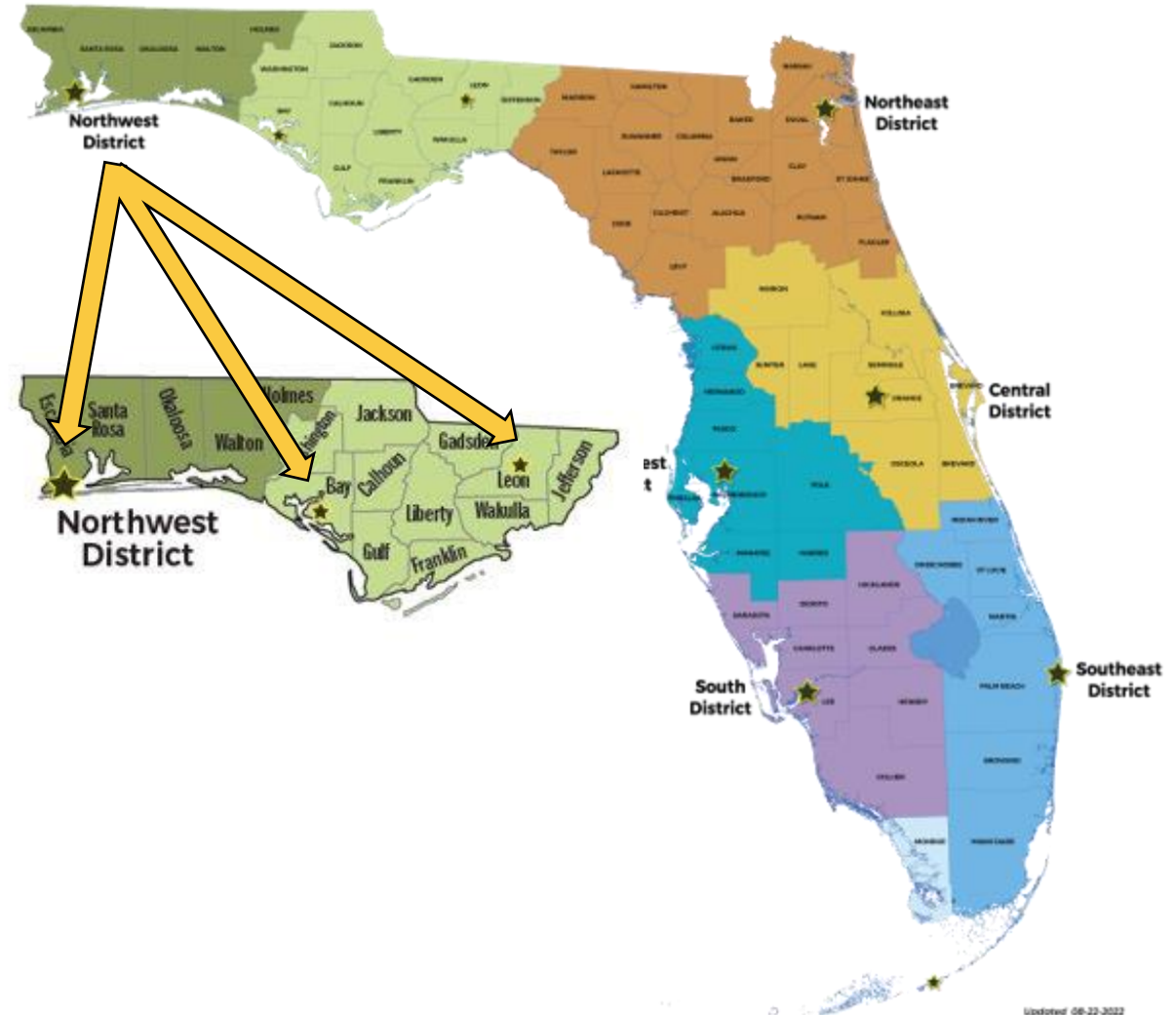
DEP's regulatory programs safeguard natural resources by overseeing permitting and compliance activities that protect air and water quality and manage waste cleanups.



REGULATORY DISTRICT OFFICES

DEP has six district offices located regionally throughout the state.

The Northwest District (NWD) is headquartered in Pensacola with branch offices in Tallahassee and Panama City and is responsible for the 16 counties of the Florida Panhandle.





NORTHWEST DISTRICT LEADERSHIP



Elizabeth Orr
Northwest District Director
Elizabeth.Orr@FloridaDEP.gov



Erin Rasnake
Assistant District Director
CAP Administrator
Erin.Rasnake@FloridaDEP.gov



WASTEWATER CAP RESPONSIBILITY



- Inspections and complaint investigations.
- Enforcement.
- Monitoring data review.
- Sanitary Sewer Overflow (SSO) data entry and evaluation.
- Quality Assurance (QA) audits.

NWD Compliance Shared Inbox:
NWD_WastewaterCompliance@FloridaDEP.gov



WASTEWATER CAP CONTACTS


PENSACOLA



Erin Rasnake

Assistant Director
CAP Administrator

Erin.Rasnake@FloridaDEP.gov



Savanna Harrison

Wastewater CAP Manager

Savanna.Harrison@FloridaDEP.gov



WASTEWATER CAP CONTACTS

PENSACOLA



Nicole Weaver

Nicole.Weaver@FloridaDEP.gov



Lora Beth James

Lora.James@FloridaDEP.gov



Cameron Arthur

Cameron.Arthur@FloridaDEP.gov



Jack Darby

Jack.Darby@FloridaDEP.gov




Jacob Gray

Jacob.B.Gray@FloridaDEP.gov



Aunna Williams

Aunna.Williams@FloridaDEP.gov



Nellie Rundini

Nellie.Rundini@FloridaDEP.gov



WASTEWATER CAP CONTACTS

PANAMA CITY AND TALLAHASSEE



Mark Sumner
Environmental Administrator
Panama City and Tallahassee Branch Offices
Mark.C.Sumner@FloridaDEP.gov



Cara Weaver
Tallahassee Office
Cara.Weaver@FloridaDEP.gov



Morgan Newsom
Panama City Office
Morgan.Newsom@FloridaDEP.gov



WASTEWATER PERMITTING PROGRAM

Domestic Wastewater Permitting:

- New wastewater treatment facility permitting.
- Permit renewals.
- Permit revisions.
- Biosolids site and treatment permitting.
- Collection system permitting and clearances.

NWD Permitting Shared Inbox:

Epost.NWDWF@FloridaDEP.gov





WASTEWATER PERMITTING CONTACTS

PENSACOLA



Kim Allen
Permitting Program Administrator
Kim.Allen@FloridaDEP.gov



Bill Evans
Water and Wastewater Permitting Manager
Bill.Evans@FloridaDEP.gov



WASTEWATER PERMITTING CONTACTS

PENSACOLA




Philip Bailey

Philip.Bailey@FloridaDEP.gov



Alyssa Tessier

Alyssa.Tessier@FloridaDEP.gov



Maria Bertelli

Maria.Bertelli@FloridaDEP.gov



Savannah Cowen

Savannah.Cowen@FloridaDEP.gov



Tameasha Tisdale

Tameasha.Tisdale@floridadep.gov



Chuck Harrell

Charles.Harrell@FloridaDEP.gov



Jonice Hicks

Jonice.E.Hicks@FloridaDEP.gov



Reema Eqab

Reema.Eqab@FloridaDEP.gov



SANITARY SEWER OVERFLOWS

SSOs are **any** overflow, spill, release, discharge or diversion of untreated and/or partially treated sewage or treated wastewater from a sanitary sewer system into the environment.

Rule 62-604.130, Florida Administrative Code (F.A.C.) prohibits "the release or disposal of excreta, sewage or other wastewater or residuals without providing proper treatment approved by the Department;"





SSO REPORTING REQUIREMENTS



SSOs *must* be reported in accordance with Rules 62-604.550 and 62-620.610, F.A.C.

- SSOs < 1,000 gallons **must** be reported to the DEP within 24 hours from the time the owner/operator becomes aware.
- SSOs > 1,000 gallons **must** be reported to the State Watch Office (SWO) no later than 24 hours from the time the owner/operator becomes aware.
 - SWO Contact: 800-320-0519.



PUBLIC NOTICE OF POLLUTION

Public Notice of Pollution

[Home](#) » [How Do I](#) » Public Notice of Pollution

Public Notice of Pollution

Protecting Florida's pristine environment is the Florida Department of Environmental Protection's top priority. Pursuant to section 403.077, F.S., the department is establishing a method for regulated entities to submit Public Notices of Pollution for reportable releases. Additionally, the department is making available to the public all notices received to date as well as offering an email subscription service for interested parties to be informed of notices submitted for their area of interest.

Reporting entities should be aware that, while submission of a notice through this website complies with the requirements of section 403.077, F.S., it does not relieve them of any obligation to report to the [State Watch Office](#).

[Submit or Update Notice](#)

While the preferred method for reporting is to use the link above, you may also report via email using the [Pollution Notice Form](#) and send it to Pollution.Notice@FloridaDEP.gov.

FloridaDEP.gov/pollutionnotice

Public Notice of Pollution (PNP) is required for:

- Spills < 1,000 gallons that enter surface waters (including wetlands) or groundwaters of the state.
- Any spill > 1,000 gallons.
- Facilities required to do so through enforcement.

PNP can be submitted through the DEP Business Portal, PNP webpage or emailing the Pollution Notice Form to Pollution.Notice@FloridaDEP.gov.



SSO REPORTING REQUIREMENTS

Within five days of becoming aware of any spill, the owner/operator must submit to DEP a follow-up report including the following information:

- A description of the spill/release and its cause.
- The period and duration of noncompliance including exact dates and times, if the noncompliance has not been corrected and the anticipated time it is expected to continue.
- Cleanup actions taken and status.
- Steps taken or planned to reduce, eliminate and prevent recurrence.
- The type of SSO structure (e.g., manhole).
- The discharge location address and latitude/longitude.
- Type of water discharged.
- Discharge volumes and volumes recovered.
- Volume discharged to surface waters, receiving waterbody name and surface water sampling results.
- Types of human health and environmental impacts of the SSO (e.g., beach closure).
- Whether the noncompliance was caused by a third party (e.g., contractor).
- Whether the SSO was related to wet weather.



REPORTING VIA THE DEP BUSINESS PORTAL

Submission of SSO reports through the DEP Business Portal is preferred.

<https://www.fldepportal.com/go/home/>

- Notifies the district office.
- Populates the PNP.
- Notifies the Department of Health within one mile of healthy beaches monitoring location.
- Auto populates nearby waterbodies based on location.
- Automatic reminder email sent to finish report if not completed within five days.

If you are unable to submit through the DEP Business Portal, you may report the spill to NWD_WastewaterCompliance@FloridaDEP.gov or 850-595-8300.



REPORTING VIA THE DEP BUSINESS PORTAL

Submit.

[Home](#) Search the Site:

Welcome
to the
Florida Department of Environmental Protection's Business Portal. If you don't find what you're looking for, please come back as we're continually adding to the site.

I would like to:

- Apply**
To build, repair, operate, discharge, ... see more
- Pay**
For fees, invoices, park reservations, ... see more
- Sign Up**
For subscriptions, newsletters, notifications, ... see more
- Submit**
Applications for grants and rebates, AGP Admin Correction, leave feedback, ... see more
- View**
Maps, data, reports, ... see more
- Continue**
A partially completed business transaction or reprint a receipt for a previous transaction.

Report.

I would like to submit:

- Annual Report**
Submit annual operating reports for facilities.
- Applications**
Apply for grants and credits.
- Change of Information**
Changes to addresses, contacts, etc.
- Feedback**
Tell us what you think.
- PIN Application**
Apply for a PIN to sign documents electronically.
- Public Comment**
Submit a comment.
- Registration / Notification**
Submit a registration or notification.
- Renewal**
Submit a renewal.
- Report**
Submit data to DEP
- Supporting Documentation**
Submit documentation for permits / exemptions in process.
- Termination**
Submit a termination.
- Updates to an Existing Permit / Registration**
Changes to addresses, contacts, etc.

Report of a Sanitary Sewer Spill or Overflow Incident.

I would like to submit a report for:

- [Annual Revenue Report](#)
- [Construction & Demolition Debris Facility](#)
- [County Solid Waste Management](#)
- [Domestic Wastewater Annual Reuse Report](#)
- [Electronic Data Deliverable \(EDD\)](#)
- [EzDMR \(NPDES Stormwater, Industrial and Domestic Wastewater\)](#)
- [Petroleum Cleanup Deliverable or Notification](#)
- [PWS Monthly Operation Report](#)
- [Report of a Sanitary Sewer Spill or Overflow Incident](#)
- [Solid Waste Quantity Report](#)
- [Submit Notifications to DEP](#)
- [Watershed Information Network Data](#)



SSO SAMPLING GUIDANCE AND TOOL



Florida Department of Environmental Protection
Northwest District

Sanitary Sewer Overflow (SSO) Sampling Guidance

1. If a spill has reached surface water(s), please refer to this map <https://ca.dep.state.fl.us/mapdirect/?map=22b2248080bd48248bbd5fb1fd9087a1>
2. On the map, locate where you believe the spill entered surface water and click on that body of water.
3. The map will then display a number and outline the water body. The number generated is known as the waterbody identification (WBID).
Note: The WBID may or may not end with a letter.
4. Open the Excel workbook titled "NWD SSO Sampling Guidance Search Tool". On the first page, enter the WBID in the WBID header. The workbook will then generate the waterbody name, class, testing parameter, and single sample maximum limit. This is the guidance you need to sample for the correct parameter.
5. For a verification, make sure the waterbody name sounds correct. There is also a tab in the workbook named "NWD WBIDs". This is a list of all the WBID's in the Northwest District (NWD).
6. If you have any questions or trouble with the excel sheet, please call 850-595-8300 or email the NWD compliance team at NWD_Wastewatercompliance@FloridaDEP.gov.

NWD Sampling Guidance:

[FloridaDEP.gov/northwest/nw-compliance-assurance/documents/nwd-ss0-sampling-guidance](https://www.floridadep.gov/northwest/nw-compliance-assurance/documents/nwd-ss0-sampling-guidance)

| WBID | WATERBODY_NAME | BODY | CLASS |
|------|-------------------------------|---------|-------|
| 322 | ADAMS MILL CREEK | STREAM | 3F |
| 325 | ADAMS SPRING BRANCH | STREAM | 3F |
| 760 | AIRPORT DRAIN | STREAM | 3F |
| 731 | ALAQUA BAYOU | ESTUARY | 3M |
| 351 | ALAQUA CREEK | STREAM | 3F |
| 351A | ALAQUA CREEK (MARINE PORTION) | ESTUARY | 3M |
| 770 | ALAQUA CREEK OUTLET | ESTUARY | 3M |
| 647G | ALFORD ARM | LAKE | 3F |
| 647M | ALFORD ARM TRIBUTARY | STREAM | 3F |
| 491 | ALICE CREEK | STREAM | 3F |
| 959H | ALLEN LAKE | LAKE | 3F |
| 1026 | ALLIGATOR BAYOU | ESTUARY | 3M |
| 123 | ALLIGATOR CREEK | STREAM | 3F |
| 229 | ALLIGATOR CREEK | STREAM | 3F |

| WBID | Waterbody Name | Class | Testing Parameters | Single Sample Maximum Limit |
|------|------------------|-------|--------------------|-----------------------------|
| 322 | ADAMS MILL CREEK | 3F | E. Coli | 410/100 mL |
| | | | | |
| | | | | |

NWD Sampling Guidance Tool:

[FloridaDEP.gov/northwest/nw-compliance-assurance/documents/nwd-ss0-sampling-guidance-search-tool](https://www.floridadep.gov/northwest/nw-compliance-assurance/documents/nwd-ss0-sampling-guidance-search-tool)



BYPASS PROVISIONS

- “Bypass” means the intentional diversion of waste streams from any portion of a treatment works [62-620.200(4), F.A.C.]
- Bypass is prohibited unless the permittee demonstrates all the following:
 - It was unavoidable to prevent loss of life, personal injury or severe property damage.
 - There were no feasible alternatives to the bypass.
 - Example alternatives: Use of auxiliary treatment facilities, retaining untreated wastes or maintenance during normal periods of equipment downtime.
 - “This condition is not satisfied if adequate back-up equipment should have been installed in the exercise of reasonable engineering judgment to prevent a bypass that occurred during normal periods of equipment downtime or preventive maintenance”.
 - The permittee submitted notices as required under paragraph (22)(b).



BYPASS NOTICE REQUIREMENTS

- Notice to DEP is required:
 - Prior to an anticipated bypass.
 - If possible, submit at least 10 days before an anticipated bypass.
 - Within 24 hours of learning about the bypass as required in subsection (20), of this permit.
- Notice shall include:
 - A description of the bypass and its cause;
 - The period of the bypass (exact dates and times);
 - If the bypass has not been corrected, the anticipated time it is expected to continue; and
 - Steps taken or planned to reduce, eliminate and prevent recurrence.



APPROVAL AND ALLOWED BYPASS

- (22)(c) The Department shall approve an anticipated bypass, after considering its adverse effect, if the permittee demonstrates that it is not a prohibited bypass.
 - If the bypass will meet the three conditions listed in (22)(a): It is unavoidable, there are no feasible alternatives and advance notice is submitted.
- (22)(d) A permittee may allow any bypass to occur which does not cause reclaimed water or effluent limitations to be exceeded if it is for essential maintenance to assure efficient operation.
 - These bypasses are not subject to bypass prohibition criteria, noticing or approval requirements.



OTHER NONCOMPLIANCE REPORTING

- For any planned changes in the permitted facility/activity that may result in noncompliance with permit requirements, 62-620.610(17), F.A.C. requires submitting **advance** notice that includes:
 - A description of the anticipated noncompliance;
 - The period of anticipated noncompliance (including dates/times); and,
 - Steps being taken to prevent recurrence of the noncompliance.
- 62-620.610(21), F.A.C. requires a permittee to report to all instances of noncompliance not reported under subsections (17), (18) or (19).
 - Submit at same time as other monitoring reports.
 - Include the same information required for SSO final reports.



NONCOMPLIANCE REPORTING SUMMARY

- Reporting is required for all instances of noncompliance with permit conditions.
- Report timing and content requirements depend on the type of noncompliance.
- When in doubt, please reach out! Contact our team at NWD_WastewaterCompliance@FloridaDEP.gov for guidance.



THANK YOU

Nicole Weaver

Wastewater Compliance Assurance Program
Florida Department of Environmental Protection
Northwest District

Contact Information:

850-595-0596

Nicole.Weaver@FloridaDEP.gov