



## Electric Bill Comparison

April 2026

### Lowest Cost Utilities in Florida

#### **Residential Bills**

---

1,000 kWh	Alachua
1,200 kWh	Alachua
2,500 kWh	Moore Haven

#### **Commercial Bills**

---

Non-Demand 750 kWh	Alachua
Non-Demand 1,500 kWh	Alachua
30 kW - 6,000 kWh	Mount Dora
40 kW - 10,000 kWh	Mount Dora
75 kW - 15,000 kWh	Mount Dora
75 kW - 30,000 kWh	Mount Dora
150 kW - 30,000 kWh	Mount Dora
150 kW - 60,000 kWh	Mount Dora

#### **Industrial Bills**

---

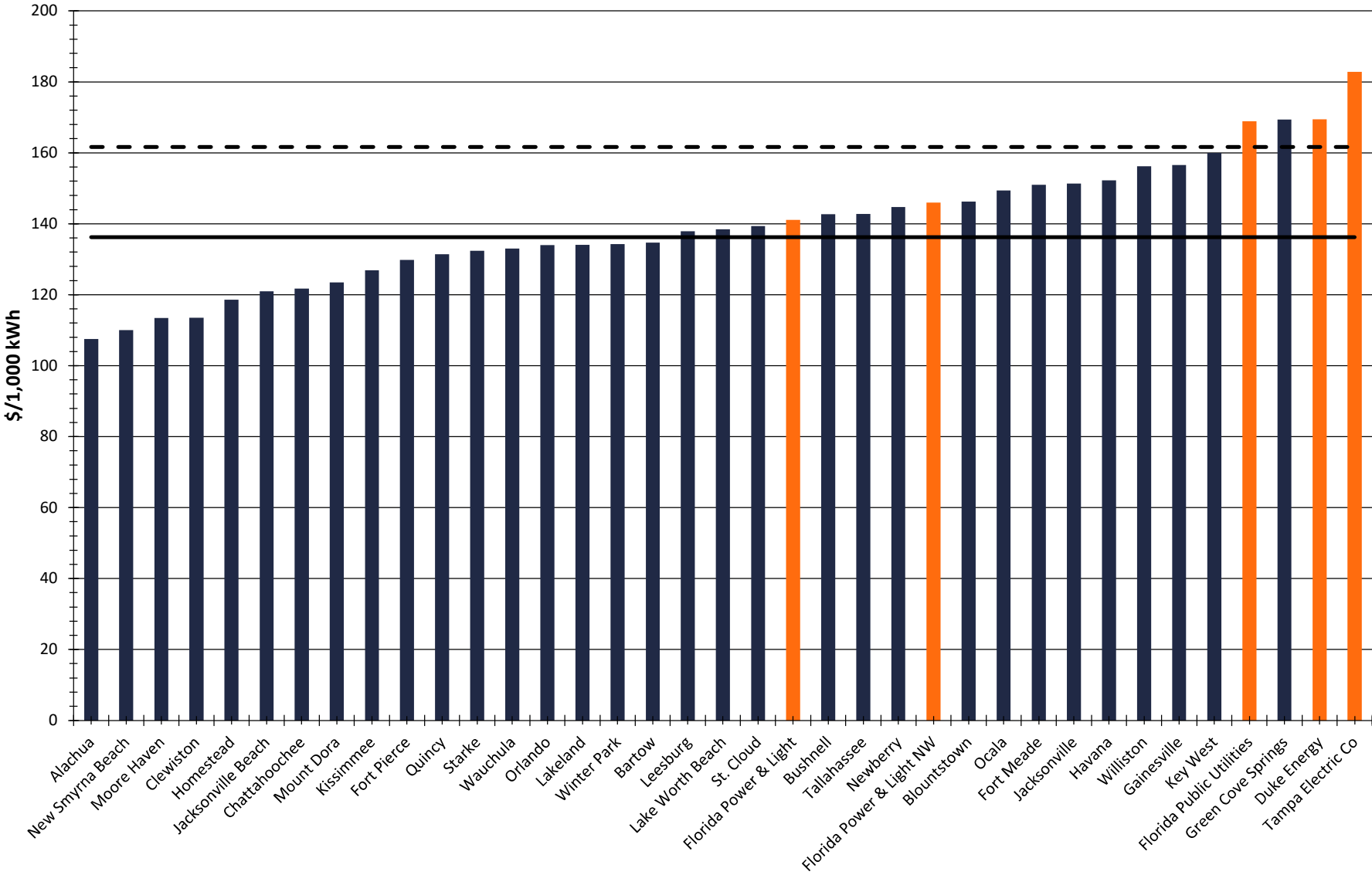
300 kW - 60,000 kWh	Mount Dora
300 kW - 120,000 kWh	Mount Dora
500 kW - 100,000 kWh	Mount Dora
500 kW - 200,000 kWh	Mount Dora

Rates for municipal utilities include payments in lieu of taxes, or transfer to the city's general fund, and any applicable storm, conservation, environmental, and other charges generally applicable to customers. Rates for investor-owned utilities include any applicable conservation, capacity, environmental, storm recovery, and other charges or fees generally applicable to customers. Final total columns include average 6% franchise fees for investor-owned utilities.

# 1,000 kWh Residential Bill Comparison: April 2026

## Municipals & IOUs, Lowest to Highest

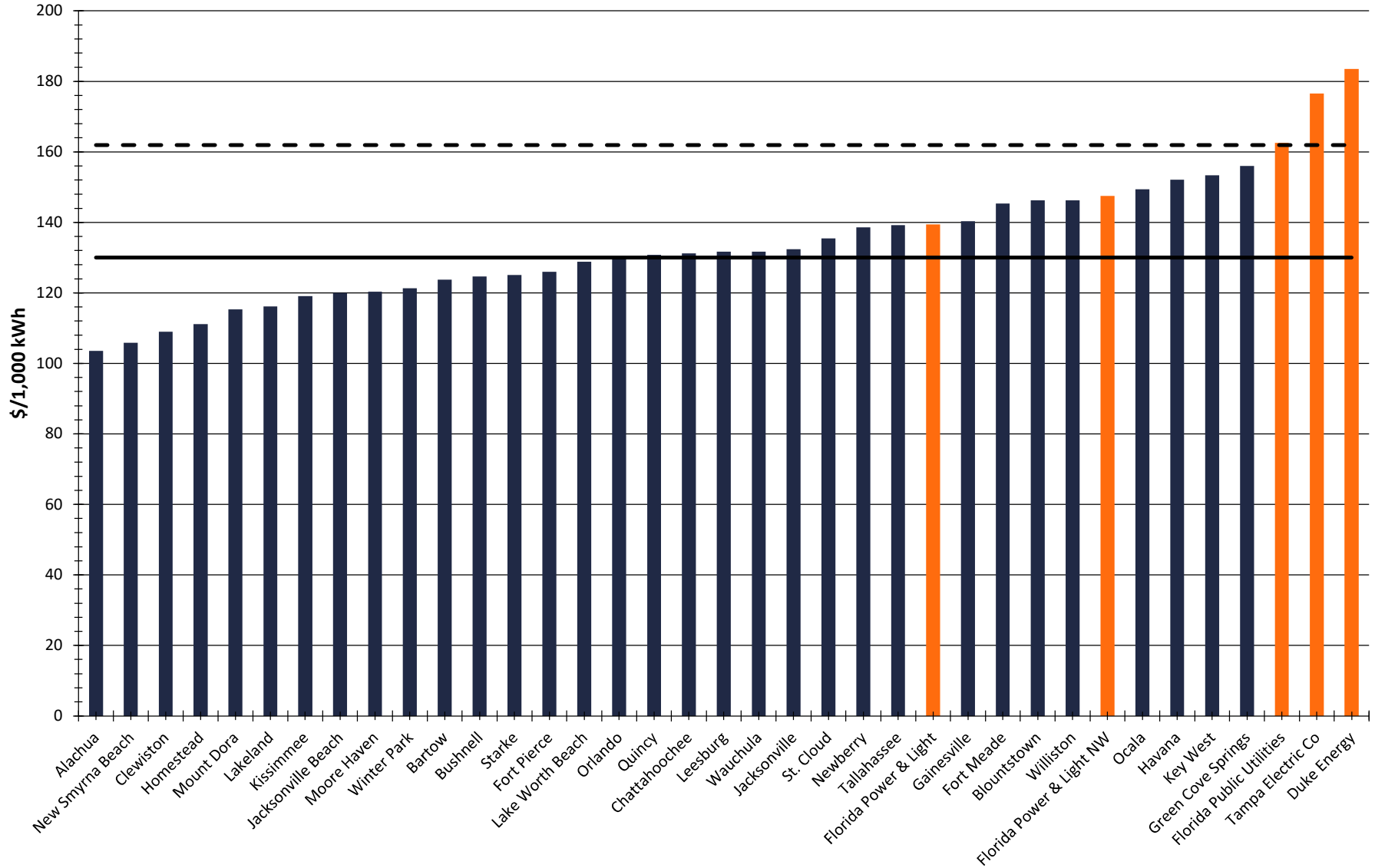
Municipal
  IOU
  Municipal Average = \$136.19
  IOU Average = \$161.65



# 1,000 kWh Residential Bill Comparison: May 2025 - April 2026

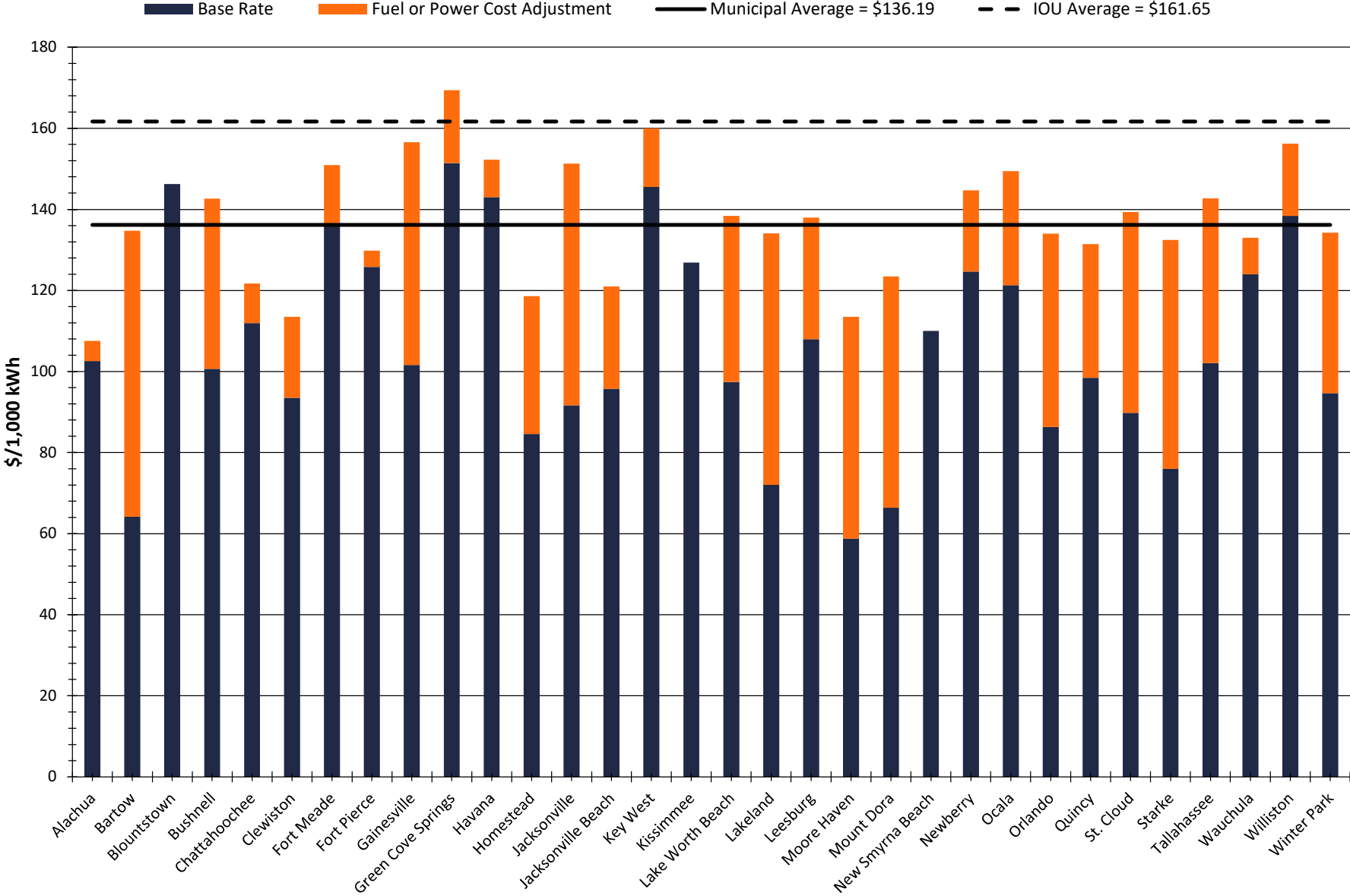
## Municipals & IOUs, Lowest to Highest

Municipal
  IOU
  Municipal Average = \$130.00
  IOU Average = \$161.90



# 1,000 kWh Residential Bill Comparison: April 2026

## Municipals Only, Alphabetical



## Comparison of Electric Rates

April 2026	1,000 kWh - Residential					1,200 kWh - Residential				2,500 kWh - Residential			
Utility	Customer charge	Base rate (includes customer charge)	Fuel or cost adjustment	Total	Total with all environmental, storm, and other fees, including transfer, as applicable**	Base rate (includes customer charge)	Fuel or cost adjustment	Total	Total with all environmental, storm, and other fees, including transfer, as applicable**	Base rate (includes customer charge)	Fuel or cost adjustment	Total	Total with all environmental, storm, and other fees, including transfer, as applicable**
Alachua	9.14	102.54	5.00	107.54		123.12	6.00	129.12		257.80	12.50	270.30	
Bartow	9.40	64.16	70.55	134.71		75.11	84.66	159.77		146.30	176.38	322.68	
Blountstown	5.01	146.25	0.00	146.25		175.50	0.00	175.50		365.23	0.00	365.23	
Bushnell	10.00	100.65	42.00	142.65		118.78	50.40	169.18		236.63	105.00	341.63	
Chattahoochee	10.55	111.95	9.73	121.68		132.23	11.67	143.90		264.05	24.32	288.37	
Clewiston	6.81	93.51	20.00	113.51		110.85	24.00	134.85		223.81	50.00	273.81	
Fort Meade	12.96	135.96	15.00	150.96		162.56	18.00	180.56		335.46	37.50	372.96	
Fort Pierce	7.45	125.80	4.00	129.80		151.41	4.80	156.21		317.86	10.00	327.86	
Gainesville	17.00	101.60	55.00	156.60		125.86	66.00	191.86		283.55	137.50	421.05	
Green Cove Springs	18.48	151.41	18.00	169.41		179.06	21.60	200.66		358.79	45.00	403.79	
Havana	15.19	142.99	9.26	152.25		168.55	11.11	179.66		334.69	23.15	357.84	
Homestead	12.60	84.60	34.00	118.60		99.00	40.80	139.80		192.60	85.00	277.60	
Jacksonville	19.25	91.62	59.68	151.30		109.59	71.62	181.21		226.43	149.20	375.63	
Jacksonville Beach	4.50	95.74	25.25	120.99		113.99	30.30	144.29		232.60	63.13	295.73	
Key West	30.00	145.55	14.45	160.00		168.66	17.34	186.00		318.88	36.13	355.01	
Kissimmee	10.17	144.33	-17.47	126.86		186.34	-20.97	165.37		377.20	-43.68	333.52	
Lake Worth Beach	12.93	97.44	40.96	138.40		119.24	51.15	170.39		260.94	117.40	378.34	
Lakeland	14.45	72.06	62.00	134.06		85.17	74.40	159.57		177.13	155.00	332.13	
Leesburg	15.00	107.94	30.00	137.94		131.04	36.00	167.04		281.18	75.00	356.18	
Moore Haven	9.14	58.74	54.70	113.44		68.66	65.64	134.30		133.14	136.75	269.89	
Mount Dora	12.06	66.40	57.05	123.45		77.27	68.46	145.73		147.91	142.63	290.54	
New Smyrna Beach	9.50	114.72	-4.69	110.03		139.39	-5.63	133.76		299.76	-11.73	288.03	
Newberry	10.59	124.69	20.00	144.69		147.51	24.00	171.51		295.84	50.00	345.84	
Ocala	20.00	121.26	28.15	149.41		141.51	33.78	175.29		273.15	70.38	343.53	
Orlando	18.50	86.33	47.67	134.00		104.90	57.20	162.10		225.58	119.17	344.75	
Quincy	6.00	98.41	33.00	131.41		116.89	39.60	156.49		237.03	82.50	319.53	
St. Cloud	19.24	89.78	49.58	139.36		109.09	59.49	168.58		234.59	123.95	358.54	
Starke	0.00	75.95	56.50	132.45		96.00	67.80	163.80		230.02	141.25	371.27	
Tallahassee	9.96	102.10	40.65	142.75		120.53	48.78	169.31		240.31	101.63	341.94	
Wauchula	18.00	124.00	9.00	133.00		148.20	10.80	159.00		305.50	22.50	328.00	
Williston	13.24	138.41	17.80	156.21		166.09	21.36	187.45		346.02	44.50	390.52	
Winter Park	16.98	94.67	39.58	134.25		115.17	49.50	164.67		248.43	66.18	314.61	
FPL	10.52	94.22	28.93	133.10	141.09	112.96	36.72	161.62	171.32	234.78	87.33	346.99	367.81
FPL-NWFL	10.52	98.83	28.93	137.71	145.97	118.49	36.72	167.15	177.18	246.31	87.33	358.52	380.03
Duke Energy	14.27	118.64	41.27	159.91	169.50	142.47	51.66	194.13	205.78	297.40	119.23	416.63	441.63
Tampa Electric	13.50	102.98	32.10	172.47	182.82	122.88	40.52	208.26	220.76	252.2	95.25	440.94	467.40
FL Public Utilities	24.40	51.36	88.20	159.33	168.89	60.19	108.34	192.25	203.79	117.59	239.25	406.27	430.65

Rates for municipal utilities include payments in lieu of taxes, or transfer to the city's general fund, and any applicable storm, conservation, environmental, and other charges generally applicable to customers. Rates for investor-owned utilities include any applicable conservation, capacity, environmental, storm recovery, and other charges or fees generally applicable to customers. Final total columns include average 6% franchise fees for investor-owned utilities.

Utility	Non-Demand - 750 kWh - Commercial				Non-Demand - 1,500 kWh - Commercial				Demand - 30 KW - 6,000 kWh - Commercial				Demand - 40 KW-10,000 kWh - Commercial			
	Base rate (includes customer charge)	Fuel or cost adjustment	Total	Total with all environmental, storm, and other fees, including transfer, as applicable**	Base rate (includes customer charge)	Fuel or cost adjustment	Total	Total with all environmental, storm, and other fees, including transfer, as applicable**	Base rate (includes customer charge)	Fuel or cost adjustment	Total	Total with all environmental, storm, and other fees, including transfer, as applicable**	Base rate (includes customer charge)	Fuel or cost adjustment	Total	Total with all environmental, storm, and other fees, including transfer, as applicable**
Alachua	85.56	3.75	89.31		159.43	7.50	166.93		687.11	30.00	717.11		1,041.11	50.00	1,091.11	
Bartow	60.60	52.91	113.51		111.79	105.83	217.62		465.89	423.30	889.19		660.89	705.50	1,366.39	
Blountstown	122.86	0.00	122.86		245.72	0.00	245.72		0.00	0.00	0.00		0.00	0.00	0.00	
Bushnell	87.90	31.50	119.40		165.79	63.00	228.79		541.70	252.00	793.70		830.70	420.00	1,250.70	
Chattahoochee	94.13	7.30	101.43		176.55	14.59	191.14		0.00	0.00	0.00		0.00	0.00	0.00	
Clewiston	82.83	15.00	97.83		158.35	30.00	188.35		633.20	120.00	753.20		996.00	200.00	1,196.00	
Fort Meade	116.28	11.25	127.53		215.28	15.00	230.28		894.60	90.00	984.60		1,368.80	150.00	1,518.80	
Fort Pierce	103.67	3.00	106.67		200.10	6.00	206.10		836.90	24.00	860.90		1,278.34	40.00	1,318.34	
Gainesville	118.86	41.25	160.11		202.70	82.50	285.20		902.70	330.00	1,232.70		1,315.00	550.00	1,865.00	
Green Cove Springs	124.46	13.50	137.96		230.45	27.00	257.45		1,030.20	108.00	1,138.20		1,556.72	180.00	1,736.72	
Havana	111.04	6.95	117.99		206.89	13.89	220.78		781.99	55.56	837.55		1,293.19	92.60	1,385.79	
Homestead	74.78	25.50	100.28		134.55	51.00	185.55		578.70	204.00	782.70		870.80	340.00	1,210.80	
Jacksonville	76.10	44.76	120.86		127.20	89.52	216.72		433.78	358.08	791.86		706.30	596.80	1,303.10	
Jacksonville Beach	74.43	18.94	93.37		142.86	37.88	180.74		553.44	151.50	704.94		918.40	252.50	1,170.90	
Key West	140.69	10.84	151.53		241.38	21.68	263.06		1,012.10	86.70	1,098.80		1,592.00	144.50	1,736.50	
Kissimmee	120.10	-13.10	107.00		229.11	-26.21	202.90		997.30	-104.82	892.48		1,536.24	-174.70	1,361.54	
Lake Worth Beach	100.73	32.30	133.03		180.65	64.59	245.24		982.35	258.36	1,240.71		1,384.11	430.60	1,814.71	
Lakeland	59.35	46.50	105.85		102.21	93.00	195.21		482.42	372.00	854.42		670.01	620.00	1,290.01	
Leesburg	116.98	22.50	139.48		167.97	45.00	212.97		740.37	180.00	920.37		1,072.81	300.00	1,372.81	
Moore Haven	80.01	41.03	121.04		150.88	82.05	232.93		347.55	328.20	675.75		555.24	547.00	1,102.24	
Mount Dora	52.82	42.79	95.61		93.57	85.58	179.15		271.18	342.30	613.48		367.66	570.50	938.16	
New Smyrna Beach	94.12	-3.52	90.60		175.49	-7.04	168.45		663.69	-28.14	635.55		1,097.65	-46.90	1,050.75	
Newberry	106.19	15.00	121.19		200.16	30.00	230.16		863.50	120.00	983.50		1,292.30	200.00	1,492.30	
Ocala	100.33	21.11	121.44		177.65	42.23	219.88		712.20	168.90	881.10		1,064.00	281.50	1,345.50	
Orlando	77.88	35.75	113.63		133.02	71.50	204.52		463.81	286.02	749.83		757.85	476.70	1,234.55	
Quincy	86.51	24.75	111.26		156.41	49.50	205.91		575.76	198.00	773.76		948.52	330.00	1,278.52	
St. Cloud	81.00	37.18	118.18		138.34	74.37	212.71		482.36	297.48	779.84		788.16	495.80	1,283.96	
Starke	76.50	42.38	118.88		144.00	84.75	228.75		549.00	339.00	888.00		909.00	565.00	1,474.00	
Tallahassee	68.20	30.49	98.69		122.87	60.98	183.85		787.29	243.90	1,031.19		1,077.50	406.50	1,484.00	
Wauchula	120.75	6.75	127.50		211.50	13.50	225.00		695.00	54.00	749.00		1,059.00	90.00	1,149.00	
Williston	108.27	13.35	121.62		216.54	26.70	243.24		866.17	106.80	972.97		1,443.62	178.00	1,621.62	
Winter Park	82.65	32.72	115.37		146.69	65.43	212.12		495.86	261.72	757.58		755.96	436.20	1,192.16	
FPL	78.20	24.02	109.17	115.72	142.20	48.03	204.14	216.39	617.27	192.06	863.33	915.13	874.01	320.10	1,266.11	1,342.08
FPL-NWFL	82.07	24.02	113.04	119.82	149.95	48.03	211.89	224.60	640.25	192.06	886.31	939.49	911.11	320.10	1,303.21	1,381.40
Duke Energy	91.12	33.17	124.29	131.75	164.32	66.33	230.65	244.49	584.69	265.32	850.01	901.01	845.27	442.20	1,287.47	1,364.72
Tampa Electric	84.81	26.37	138.50	146.81	149.82	52.74	257.19	272.62	539.88	210.96	969.30	1,027.46	877.50	351.60	1,527.00	1,618.62
FL Public Utilities	71.14	69.05	158.97	168.51	102.28	138.09	277.92	294.60	357.93	531.66	974.43	1,032.90	453.59	886.10	1,480.79	1,569.64

Rates for municipal utilities include payments in lieu of taxes, or transfer to the city's general fund, and any applicable storm, conservation, environmental, and other charges generally applicable to customers. Rates for investor-owned utilities include any applicable conservation, capacity, environmental, storm recovery, and other charges or fees generally applicable to customers. Final total columns include average 6% franchise fees for investor-owned utilities.

Utility	75 KW - 15,000 KWH - Commercial/Industrial				75 KW - 30,000 KWH - Commercial/Industrial				150 KW - 30,000 KWH - Commercial/Industrial				150 KW - 60,000 KWH - Commercial/Industrial			
	Base rate (includes customer charge)	Fuel or cost adjustment	Total	Total with all environmental, storm, and other fees, including transfer, as applicable**	Base rate (includes customer charge)	Fuel or cost adjustment	Total	Total with all environmental, storm, and other fees, including transfer, as applicable**	Base rate (includes customer charge)	Fuel or cost adjustment	Total	Total with all environmental, storm, and other fees, including transfer, as applicable**	Base rate (includes customer charge)	Fuel or cost adjustment	Total	Total with all environmental, storm, and other fees, including transfer, as applicable**
Alachua	1,649.21	75.00	1,724.21		2,700.71	150.00	2,850.71		3,252.71	150.00	3,402.71		5,355.71	300.00	5,655.71	
Bartow	1,114.34	1,058.25	2,172.59		1,464.89	2,116.50	3,581.39		2,205.89	2,116.50	4,322.39		2,906.99	4,233.00	7,139.99	
Blountstown	0.00	0.00	0.00		0.00	0.00	0.00		0.00	0.00	0.00		0.00	0.00	0.00	
Bushnell	1,320.20	630.00	1,950.20		2,190.20	1,260.00	3,450.20		2,617.70	1,260.00	3,877.70		4,357.70	2,520.00	6,877.70	
Chattahoochee	1,777.50	145.92	1,923.42		3,003.00	291.84	3,294.84		3,279.00	291.84	3,570.84		5,730.00	583.68	6,313.68	
Clewiston	1,530.50	300.00	1,830.50		2,756.00	600.00	3,356.00		3,026.00	600.00	3,626.00		5,477.00	1,200.00	6,677.00	
Fort Meade	2,173.50	225.00	2,398.50		3,598.50	450.00	4,048.50		4,305.00	450.00	4,755.00		7,155.00	900.00	8,055.00	
Fort Pierce	2,019.14	60.00	2,079.14		3,359.54	120.00	3,479.54		3,989.54	120.00	4,109.54		6,670.34	240.00	6,910.34	
Gainesville	2,090.25	825.00	2,915.25		3,203.25	1,650.00	4,853.25		4,069.50	1,650.00	5,719.50		6,295.50	3,300.00	9,595.50	
Green Cove Springs	2,464.62	270.00	2,734.62		4,022.82	540.00	4,562.82		4,855.32	540.00	5,395.32		7,971.72	1,080.00	9,051.72	
Havana	1,932.19	138.90	2,071.09		3,849.19	277.80	4,126.99		3,849.19	277.80	4,126.99		7,683.19	555.60	8,238.79	
Homestead	1,379.25	510.00	1,889.25		2,235.75	1,020.00	3,255.75		2,713.50	1,020.00	3,733.50		4,426.50	2,040.00	6,466.50	
Jacksonville	1,345.90	895.20	2,241.10		1,838.80	1,790.40	3,629.20		2,468.80	1,790.40	4,259.20		3,454.60	3,580.80	7,035.40	
Jacksonville Beach	1,788.20	378.75	2,166.95		2,922.65	757.50	3,680.15		3,560.15	757.50	4,317.65		5,829.05	1,515.00	7,344.05	
Key West	2,619.50	216.75	2,836.25		4,289.75	433.50	4,723.25		5,298.50	433.50	5,732.00		8,639.00	867.00	9,506.00	
Kissimmee	2,409.94	-262.05	2,147.89		4,097.59	-524.10	3,573.49		4,764.34	-524.10	4,240.24		8,139.64	-1,048.20	7,091.44	
Lake Worth Beach	2,217.06	645.90	2,862.96		3,172.41	1,291.80	4,464.21		4,274.91	1,291.80	5,566.71		6,185.61	2,583.60	8,769.21	
Lakeland	1,118.68	930.00	2,048.68		1,465.11	1,860.00	3,325.11		2,179.11	1,860.00	4,039.11		2,871.96	3,720.00	6,591.96	
Leesburg	1,802.92	450.00	2,252.92		2,525.33	900.00	3,425.33		3,573.83	900.00	4,473.83		5,018.66	1,800.00	6,818.66	
Moore Haven	1,426.54	820.50	2,247.04		2,843.93	1,641.00	4,484.93		1,593.70	1,641.00	3,234.70		3,151.39	3,282.00	6,433.39	
Mount Dora	637.21	855.75	1,492.96		750.76	1,711.50	2,462.26		1,247.26	1,711.50	2,958.76		1,474.36	3,423.00	4,897.36	
New Smyrna Beach	2,139.05	-70.35	2,068.70		3,400.85	-140.70	3,260.15		4,244.60	-140.70	4,103.90		6,768.20	-281.40	6,486.80	
Newberry	2,083.90	300.00	2,383.90		3,265.90	600.00	3,865.90		4,117.90	600.00	4,717.90		6,481.90	1,200.00	7,681.90	
Ocala	1,695.00	422.25	2,117.25		2,695.50	844.50	3,540.00		3,363.00	844.50	4,207.50		5,349.00	1,689.00	7,038.00	
Orlando	1,327.40	715.05	2,042.45		1,719.80	1,430.10	3,149.90		2,619.80	1,430.10	4,049.90		3,404.60	2,860.20	6,264.80	
Quincy	1,459.05	495.00	1,954.05		2,295.15	990.00	3,285.15		2,857.65	990.00	3,847.65		4,529.85	1,980.00	6,509.85	
St. Cloud	1,380.55	743.70	2,124.25		1,788.70	1,487.40	3,276.10		2,724.70	1,487.40	4,212.10		3,541.00	2,974.80	6,515.80	
Starke	1,395.00	847.50	2,242.50		2,709.00	1,695.00	4,404.00		2,709.00	1,695.00	4,404.00		5,409.00	3,390.00	8,799.00	
Tallahassee	1,828.36	609.75	2,438.11		2,269.81	1,219.50	3,489.31		3,563.48	1,219.50	4,782.98		4,446.38	2,439.00	6,885.38	
Wauchula	1,685.00	135.00	1,820.00		2,765.00	270.00	3,035.00		3,380.00	270.00	3,650.00		5,495.00	540.00	6,035.00	
Williston	0.00	0.00	0.00		0.00	0.00	0.00		0.00	0.00	0.00		0.00	0.00	0.00	
Winter Park	1,210.59	654.30	1,864.89		1,970.12	1,308.60	3,278.72		2,401.80	1,308.60	3,710.40		3,920.86	2,617.20	6,538.06	
FPL	1,492.61	480.15	2,107.76	2,234.23	1,959.26	960.30	3,054.56	3,237.83	2,951.51	960.30	4,181.81	4,432.72	3,884.81	1,920.60	6,075.41	6,439.93
FPL-NWFL	1,550.06	480.15	2,165.21	2,295.12	2,065.16	960.30	3,160.46	3,350.09	3,066.41	960.30	4,296.71	4,554.51	4,096.61	1,920.60	6,287.21	6,664.44
Duke Energy	1,434.02	663.30	2,097.32	2,223.16	1,972.82	1,326.60	3,299.42	3,497.39	2,849.57	1,326.60	4,176.17	4,426.74	3,927.17	2,653.20	6,580.37	6,975.19
Tampa Electric	1,585.35	527.40	2,629.80	2,787.59	1,707.60	1,054.80	3,445.50	3,652.23	3,137.10	1,054.80	5,226.00	5,539.56	3,381.60	2,109.60	6,857.40	7,268.84
FL Public Utilities	717.84	1,329.15	2,259.09	2,394.64	835.44	2,658.30	3,917.94	4,153.02	1,317.69	2,658.30	4,400.19	4,664.20	1,552.89	5,316.60	7,717.89	8,180.96

Rates for municipal utilities include payments in lieu of taxes, or transfer to the city's general fund, and any applicable storm, conservation, environmental, and other charges generally applicable to customers. Rates for investor-owned utilities include any applicable conservation, capacity, environmental, storm recovery, and other charges or fees generally applicable to customers. Final total columns include average 6% franchise fees for investor-owned utilities.

Utility	300 KW - 60,000 KWH - Commercial/Industrial				300 KW - 120,000 KWH - Commercial/Industrial				500 KW - 100,000 KWH - Commercial/Industrial				500 KW - 200,000 KWH - Commercial/Industrial			
	Base rate (includes customer charge)	Fuel or cost adjustment	Total	Total with all environmental, storm, and other fees, including transfer, as applicable**	Base rate (includes customer charge)	Fuel or cost adjustment	Total	Total with all environmental, storm, and other fees, including transfer, as applicable**	Base rate (includes customer charge)	Fuel or cost adjustment	Total	Total with all environmental, storm, and other fees, including transfer, as applicable**	Base rate (includes customer charge)	Fuel or cost adjustment	Total	Total with all environmental, storm, and other fees, including transfer, as applicable**
Alachua	6,459.71	300.00	6,759.71		10,665.71	600.00	11,265.71		10,735.71	500.00	11,235.71		17,745.71	1,000.00	18,745.71	
Bartow	4,298.39	4,233.00	8,531.39		5,624.99	8,466.00	14,090.99		7,148.79	7,055.00	14,203.79		9,359.79	14,110.00	23,469.79	
Blountstown	0.00	0.00	0.00		0.00	0.00	0.00		0.00	0.00	0.00		0.00	0.00	0.00	
Bushnell	5,212.70	2,520.00	7,732.70		8,692.70	5,040.00	13,732.70		8,672.70	4,200.00	12,872.70		14,472.70	8,400.00	22,872.70	
Chattahoochee	6,558.00	583.68	7,141.68		11,460.00	1,167.36	12,627.36		10,930.00	972.80	11,902.80		19,100.00	1,945.60	21,045.60	
Clewiston	6,017.00	1,200.00	7,217.00		10,919.00	2,400.00	13,319.00		10,005.00	2,000.00	12,005.00		18,175.00	4,000.00	22,175.00	
Fort Meade	8,568.00	900.00	9,468.00		14,268.00	1,800.00	16,068.00		14,252.00	1,500.00	15,752.00		23,752.00	3,000.00	26,752.00	
Fort Pierce	7,930.34	240.00	8,170.34		13,291.94	480.00	13,771.94		13,184.74	400.00	13,584.74		22,120.74	800.00	22,920.74	
Gainesville	7,825.56	3,300.00	11,125.56		12,188.52	6,600.00	18,788.52		12,968.60	5,500.00	18,468.60		20,240.20	11,000.00	31,240.20	
Green Cove Springs	9,636.72	1,080.00	10,716.72		15,869.52	2,160.00	18,029.52		16,011.92	1,800.00	17,811.92		26,399.92	3,600.00	29,999.92	
Havana	7,683.19	555.60	8,238.79		15,351.19	1,111.20	16,462.39		12,795.19	926.00	13,721.19		25,575.19	1,852.00	27,427.19	
Homestead	5,382.00	2,040.00	7,422.00		8,808.00	4,080.00	12,888.00		8,940.00	3,400.00	12,340.00		14,650.00	6,800.00	21,450.00	
Jacksonville	4,714.60	3,580.80	8,295.40		6,686.20	7,161.60	13,847.80		7,709.00	5,968.00	13,677.00		10,995.00	11,936.00	22,931.00	
Jacksonville Beach	7,104.05	1,515.00	8,619.05		11,641.85	3,030.00	14,671.85		11,829.25	2,525.00	14,354.25		19,392.25	5,050.00	24,442.25	
Key West	10,656.50	867.00	11,523.50		17,337.50	1,734.00	19,071.50		17,800.50	1,445.00	19,245.50		28,935.50	2,890.00	31,825.50	
Kissimmee	9,473.14	-1,048.20	8,424.94		16,223.74	-2,096.40	14,127.34		16,552.12	-1,747.00	14,805.12		26,967.12	-3,494.00	23,473.12	
Lake Worth Beach	8,390.61	2,583.60	10,974.21		12,052.80	5,167.20	17,220.00		13,878.21	4,306.00	18,184.21		20,247.21	8,612.00	28,859.21	
Lakeland	4,299.96	3,720.00	8,019.96		5,685.66	7,440.00	13,125.66		7,970.99	6,200.00	14,170.99		9,804.98	12,400.00	22,204.98	
Leesburg	7,115.66	1,800.00	8,915.66		10,005.32	3,600.00	13,605.32		12,491.00	3,000.00	15,491.00		16,886.00	6,000.00	22,886.00	
Moore Haven	5,678.72	3,282.00	8,960.72		11,348.30	6,564.00	17,912.30		5,228.31	5,470.00	10,698.31		10,420.61	10,940.00	21,360.61	
Mount Dora	2,467.36	3,423.00	5,890.36		2,921.56	6,846.00	9,767.56		4,094.16	5,705.00	9,799.16		4,851.16	11,410.00	16,261.16	
New Smyrna Beach	8,490.40	-281.40	8,209.00		12,845.80	-562.80	12,283.00		14,094.00	-469.00	13,625.00		21,353.00	-938.00	20,415.00	
Newberry	8,185.90	1,200.00	9,385.90		12,913.90	2,400.00	15,313.90		13,609.90	2,000.00	15,609.90		21,489.90	4,000.00	25,489.90	
Ocala	6,669.00	1,689.00	8,358.00		10,641.00	3,378.00	14,019.00		11,387.00	2,815.00	14,202.00		17,967.00	5,630.00	23,597.00	
Orlando	5,204.60	2,860.20	8,064.80		6,774.20	5,720.40	12,494.60		8,651.00	4,767.00	13,418.00		11,267.00	9,534.00	20,801.00	
Quincy	5,654.85	1,980.00	7,634.85		8,999.25	3,960.00	12,959.25		9,384.45	3,300.00	12,684.45		14,958.45	6,600.00	21,558.45	
St. Cloud	5,413.00	2,974.80	8,387.80		7,045.60	5,949.60	12,995.20		8,997.40	4,958.00	13,955.40		11,718.40	9,916.00	21,634.40	
Starke	5,409.00	3,390.00	8,799.00		10,809.00	6,780.00	17,589.00		9,009.00	5,650.00	14,659.00		18,009.00	11,300.00	29,309.00	
Tallahassee	7,033.71	2,439.00	9,472.71		8,799.51	4,878.00	13,677.51		11,460.16	4,065.00	15,525.16		14,326.81	8,130.00	22,456.81	
Wauchula	6,635.00	540.00	7,175.00		10,955.00	1,080.00	12,035.00		11,035.00	900.00	11,935.00		18,235.00	1,800.00	20,035.00	
Williston	0.00	0.00	0.00		0.00	0.00	0.00		0.00	0.00	0.00		0.00	0.00	0.00	
Winter Park	4,825.98	2,617.20	7,443.18		7,807.54	5,234.40	13,041.94		7,879.88	4,362.00	12,241.88		12,849.14	8,724.00	21,573.14	
FPL	5,869.31	1,920.60	8,329.91	8,829.70	7,735.91	3,841.20	12,117.11	12,844.14	10,398.69	3,198.00	14,501.69	15,371.79	12,833.69	6,396.00	20,134.69	21,342.77
FPL-NWFL	6,099.11	1,920.60	8,559.71	9,073.29	8,159.51	3,841.20	12,540.71	13,293.15	11,023.69	3,198.00	15,126.69	16,034.29	13,458.69	6,396.00	20,759.69	22,005.27
Duke Energy	5,680.67	2,653.20	8,333.87	8,833.90	7,835.87	5,306.40	13,142.27	13,930.81	9,644.39	4,378.00	14,022.39	14,863.73	13,235.39	8,756.00	21,991.39	23,310.87
Tampa Electric	6,240.60	2,109.60	10,418.40	11,043.50	6,729.60	4,219.20	13,681.20	14,502.07	10,378.60	3,516.00	17,341.60	18,382.10	11,193.60	7,032.00	22,779.60	24,146.38
FL Public Utilities	2,517.39	5,316.60	8,682.39	9,203.33	2,987.79	10,633.20	15,317.79	16,236.86	5,189.55	8,711.00	14,921.55	15,816.84	5,553.55	17,422.00	25,017.55	26,518.60

Rates for municipal utilities include payments in lieu of taxes, or transfer to the city's general fund, and any applicable storm, conservation, environmental, and other charges generally applicable to customers. Rates for investor-owned utilities include any applicable conservation, capacity, environmental, storm recovery, and other charges or fees generally applicable to customers. Final total columns include average 6% franchise fees for investor-owned utilities.