



Electric Bill Comparison

March 2025

Lowest Cost Utilities in Florida

Residential Bills

1,000 kWh	Alachua
1,200 kWh	Alachua
2,500 kWh	Alachua

Commercial Bills

Non-Demand 750 kWh	Alachua
Non-Demand 1,500 kWh	Alachua
30 kW - 6,000 kWh	Mount Dora
40 kW - 10,000 kWh	Mount Dora
75 kW - 15,000 kWh	Mount Dora
75 kW - 30,000 kWh	Mount Dora
150 kW - 30,000 kWh	Mount Dora
150 kW - 60,000 kWh	Mount Dora

Industrial Bills

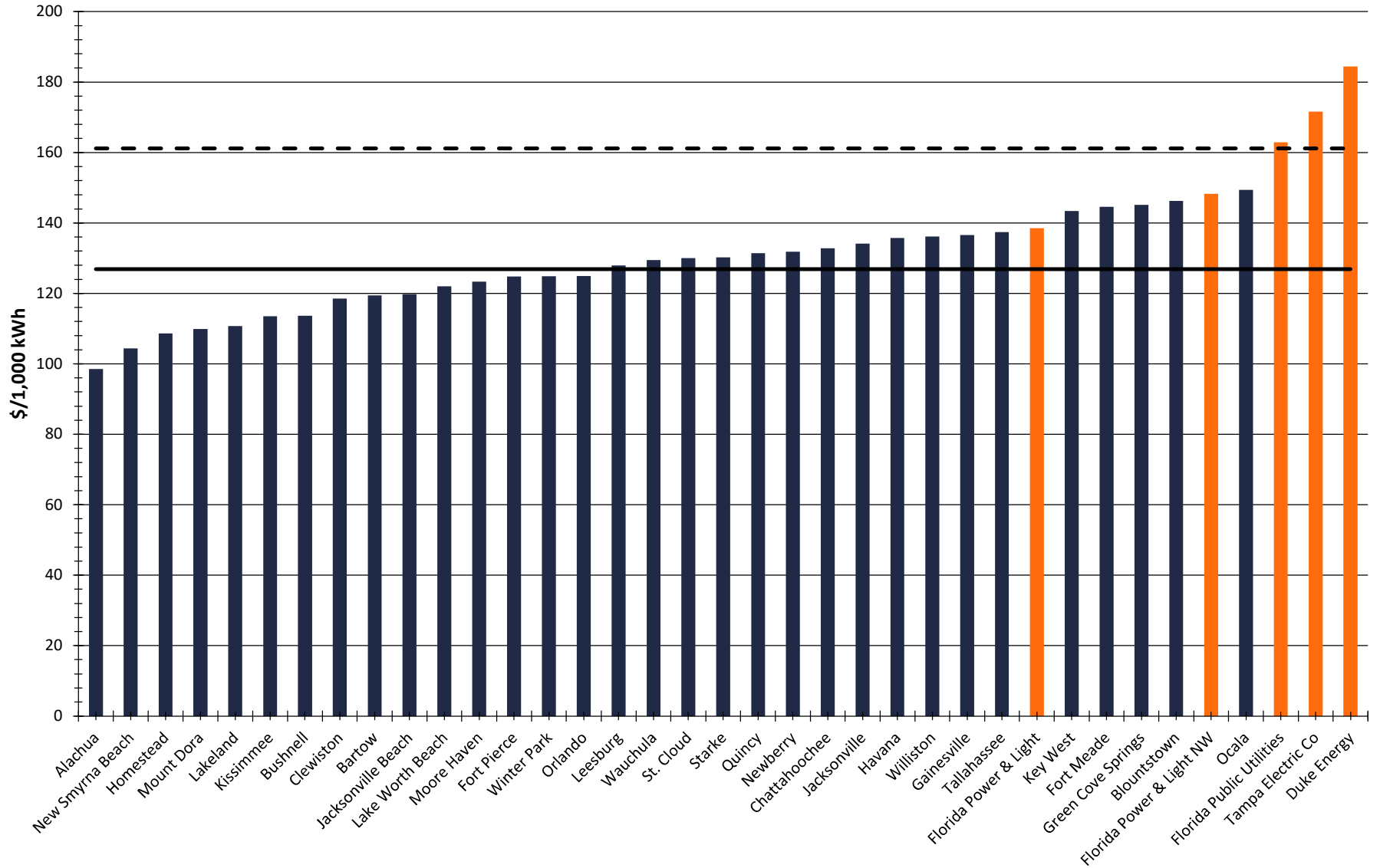
300 kW - 60,000 kWh	Mount Dora
300 kW - 120,000 kWh	Mount Dora
500 kW - 100,000 kWh	Mount Dora
500 kW - 200,000 kWh	Mount Dora

Rates for municipal utilities include payments in lieu of taxes, or transfer to the city's general fund, and any applicable storm, conservation, environmental, and other charges generally applicable to customers. Rates for investor-owned utilities include any applicable conservation, capacity, environmental, storm recovery, and other charges or fees generally applicable to customers. Final total columns include average 6% franchise fees for investor-owned utilities.

1,000 kWh Residential Bill Comparison: March 2025

Municipals & IOUs, Lowest to Highest

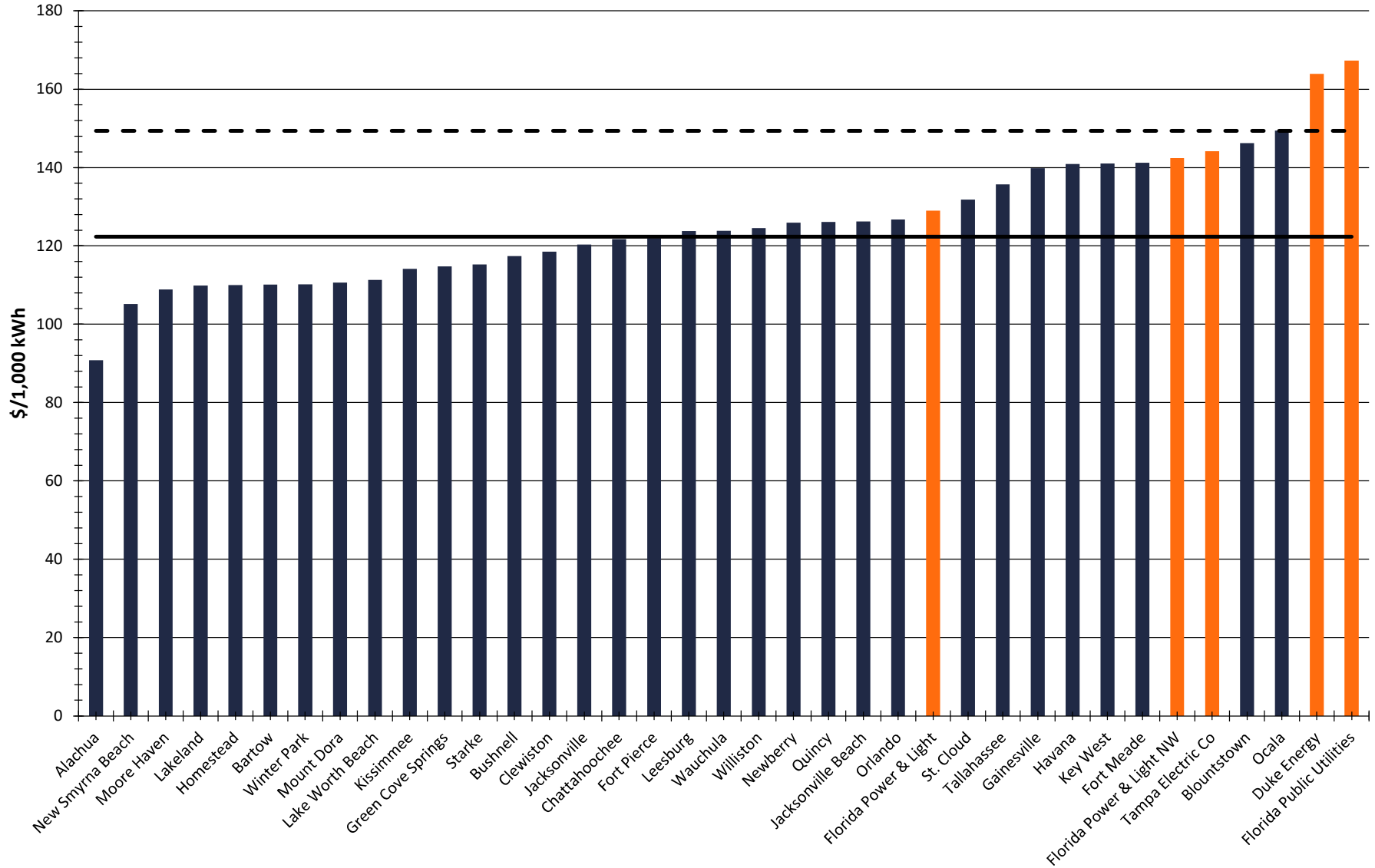
Municipal
 IOU
 Municipal Average = \$126.86
 IOU Average = \$161.14



1,000 kWh Residential Bill Comparison: April 2024 - March 2025

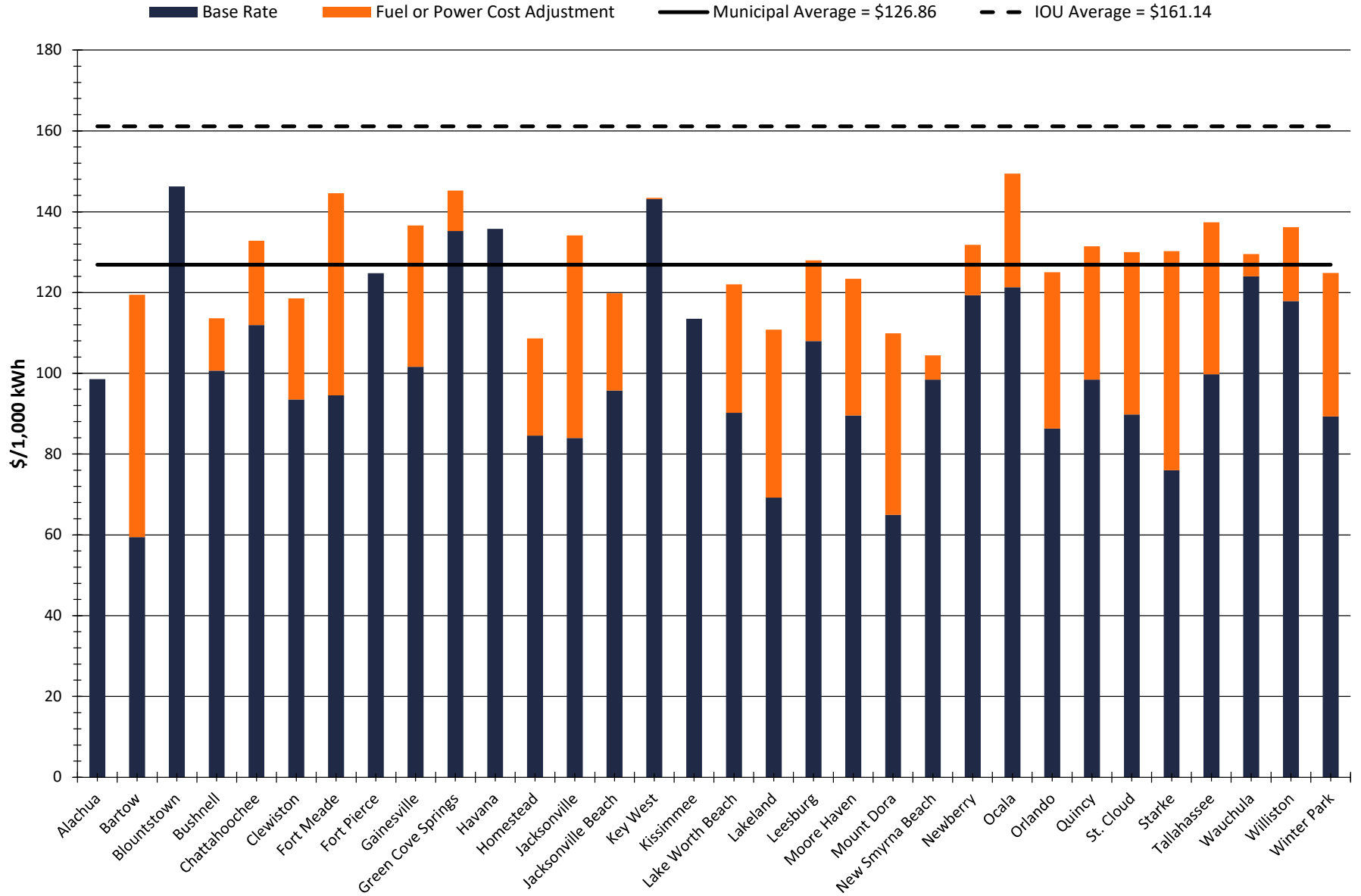
Municipals & IOUs, Lowest to Highest

Municipal
 IOU
 Municipal Average = \$122.33
 IOU Average = \$149.37



1,000 kWh Residential Bill Comparison: March 2025

Municipals Only, Alphabetical



Comparison of Electric Rates

March 2025	1,000 kWh - Residential					1,200 kWh - Residential				2,500 kWh - Residential			
	Utility	Customer charge	Base rate (includes customer charge)	Fuel or cost adjustment	Total	Total with all environmental, storm, and other fees, including transfer, as applicable**	Base rate (includes customer charge)	Fuel or cost adjustment	Total	Total with all environmental, storm, and other fees, including transfer, as applicable**	Base rate (includes customer charge)	Fuel or cost adjustment	Total
Alachua	9.14	102.54	-4.00	98.54		123.12	-4.80	118.32		257.80	-10.00	247.80	
Bartow	8.70	59.40	60.00	119.40		69.54	72.00	141.54		135.45	150.00	285.45	
Blountstown	5.01	146.25	0.00	146.25		175.50	0.00	175.50		365.23	0.00	365.23	
Bushnell	10.00	100.65	13.00	113.65		118.78	15.60	134.38		236.63	32.50	269.13	
Chattahoochee	10.55	111.95	20.86	132.81		132.23	25.03	157.26		264.05	52.15	316.20	
Clewiston	6.81	93.51	25.00	118.51		110.85	30.00	140.85		223.81	62.50	286.31	
Fort Meade	12.96	94.56	50.00	144.56		112.88	60.00	172.88		231.96	125.00	356.96	
Fort Pierce	7.06	124.79	0.00	124.79		150.19	0.00	150.19		315.26	0.00	315.26	
Gainesville	17.00	101.60	35.00	136.60		125.86	42.00	167.86		283.55	87.50	371.05	
Green Cove Springs	16.50	135.19	10.00	145.19		159.88	12.00	171.88		320.35	25.00	345.35	
Havana	15.00	141.20	-5.47	135.73		166.44	-6.56	159.88		330.50	-13.68	316.82	
Homestead	12.60	84.60	24.00	108.60		99.00	28.80	127.80		192.60	60.00	252.60	
Jacksonville	15.75	83.96	50.16	134.12		97.60	60.19	157.79		186.28	125.40	311.68	
Jacksonville Beach	4.50	95.74	24.05	119.79		113.99	28.86	142.85		232.60	60.13	292.73	
Key West	30.00	143.15	0.25	143.40		165.78	0.30	166.08		312.88	0.63	313.51	
Kissimmee	10.17	144.33	-30.83	113.50		186.34	-37.00	149.34		377.20	-77.08	300.12	
Lake Worth Beach	11.97	90.22	31.79	122.01		110.41	40.15	150.56		241.62	94.48	336.10	
Lakeland	14.00	69.24	41.50	110.74		81.82	49.80	131.62		170.18	103.75	273.93	
Leesburg	15.00	107.94	20.00	127.94		131.04	24.00	155.04		281.18	50.00	331.18	
Moore Haven	9.14	89.55	33.80	123.35		105.63	40.56	146.19		210.17	84.50	294.67	
Mount Dora	11.80	64.95	44.90	109.85		75.58	53.88	129.46		144.68	112.25	256.93	
New Smyrna Beach	8.25	98.41	6.00	104.41		119.55	7.20	126.75		256.96	15.00	271.96	
Newberry	10.13	119.33	12.50	131.83		141.14	15.00	156.14		283.13	31.25	314.38	
Ocala	20.00	121.26	28.15	149.41		141.51	33.78	175.29		273.15	70.38	343.53	
Orlando	18.50	86.33	38.67	125.00		104.90	46.40	151.30		225.58	96.68	322.26	
Quincy	6.00	98.41	33.00	131.41		116.89	39.60	156.49		237.03	82.50	319.53	
St. Cloud	19.24	89.78	40.22	130.00		109.09	48.26	157.35		234.59	100.55	335.14	
Starke	0.00	75.95	54.31	130.26		96.00	65.17	161.17		230.02	135.78	365.80	
Tallahassee	9.73	99.73	37.65	137.38		117.73	45.18	162.91		234.73	94.13	328.86	
Wauchula	18.00	124.00	5.50	129.50		148.20	6.60	154.80		305.50	13.75	319.25	
Williston	12.32	117.85	18.30	136.15		141.42	21.96	163.38		294.62	45.75	340.37	
Winter Park	16.98	89.29	35.54	124.83		108.36	44.65	153.01		232.35	103.85	336.20	
FPL	9.61	98.50	24.08	130.68	138.52	118.29	30.90	158.91	168.44	246.93	75.20	342.38	362.92
FPL-NWFL	9.61	107.71	24.08	139.89	148.28	129.34	30.90	169.96	180.16	269.96	75.20	365.41	387.33
Duke Energy	13.76	137.69	36.30	173.99	184.43	163.95	45.70	209.65	222.23	334.63	106.80	441.43	467.92
Tampa Electric	12.90	97.47	28.52	161.89	171.60	116.38	36.22	195.67	207.41	239.33	86.30	415.40	440.32
FL Public Utilities	24.40	54.62	76.26	153.65	162.87	64.79	94.01	186.12	197.29	129.57	209.41	395.91	419.66

Rates for municipal utilities include payments in lieu of taxes, or transfer to the city's general fund, and any applicable storm, conservation, environmental, and other charges generally applicable to customers. Rates for investor-owned utilities include any applicable conservation, capacity, environmental, storm recovery, and other charges or fees generally applicable to customers. Final total columns include average 6% franchise fees for investor-owned utilities.

Utility	Non-Demand - 750 kWh - Commercial				Non-Demand - 1,500 kWh - Commercial				Demand - 30 KW - 6,000 kWh - Commercial				Demand - 40 KW-10,000 kWh - Commercial			
	Base rate (includes customer charge)	Fuel or cost adjustment	Total	Total with all environmental, storm, and other fees, including transfer, as applicable**	Base rate (includes customer charge)	Fuel or cost adjustment	Total	Total with all environmental, storm, and other fees, including transfer, as applicable**	Base rate (includes customer charge)	Fuel or cost adjustment	Total	Total with all environmental, storm, and other fees, including transfer, as applicable**	Base rate (includes customer charge)	Fuel or cost adjustment	Total	Total with all environmental, storm, and other fees, including transfer, as applicable**
Alachua	85.56	-3.00	82.56		159.43	-6.00	153.43		687.11	-24.00	663.11		1,041.11	-40.00	1,001.11	
Bartow	56.10	45.00	101.10		103.50	90.00	193.50		431.50	360.00	791.50		612.10	600.00	1,212.10	
Blountstown	122.86	0.00	122.86		245.72	0.00	245.72		0.00	0.00	0.00		0.00	0.00	0.00	
Bushnell	87.90	9.75	97.65		165.79	19.50	185.29		541.70	78.00	619.70		830.70	130.00	960.70	
Chattahoochee	94.13	15.64	109.77		176.55	31.29	207.84		0.00	0.00	0.00		0.00	0.00	0.00	
Clewiston	82.83	18.75	101.58		158.35	37.50	195.85		633.20	150.00	783.20		996.00	250.00	1,246.00	
Fort Meade	85.23	37.50	122.73		153.18	75.00	228.18		560.88	300.00	860.88		923.28	500.00	1,423.28	
Fort Pierce	102.71	0.00	102.71		198.33	0.00	198.33		829.18	0.00	829.18		1,267.98	0.00	1,267.98	
Gainesville	118.86	26.25	145.11		202.70	52.50	255.20		902.70	210.00	1,112.70		1,315.00	350.00	1,665.00	
Green Cove Springs	111.13	7.50	118.63		205.76	15.00	220.76		919.80	60.00	979.80		1,389.90	100.00	1,489.90	
Havana	109.65	-4.10	105.55		204.30	-8.21	196.09		772.20	-32.82	739.38		1,277.00	-54.70	1,222.30	
Homestead	74.78	18.00	92.78		134.55	36.00	170.55		578.70	144.00	722.70		870.80	240.00	1,110.80	
Jacksonville	68.07	37.62	105.69		115.14	75.24	190.38		397.56	300.96	698.52		648.60	501.60	1,150.20	
Jacksonville Beach	74.43	18.04	92.47		142.86	36.08	178.94		553.44	144.30	697.74		918.40	240.50	1,158.90	
Key West	138.66	0.19	138.85		237.33	0.38	237.71		989.10	1.50	990.60		1,559.50	2.50	1,562.00	
Kissimmee	120.10	-23.12	96.98		229.11	-46.25	182.86		997.30	-184.98	812.32		1,536.24	-308.30	1,227.94	
Lake Worth Beach	93.28	25.42	118.70		167.27	50.84	218.11		909.54	203.34	1,112.88		1,281.52	338.90	1,620.42	
Lakeland	57.08	31.13	88.21		98.16	62.25	160.41		464.06	249.00	713.06		643.47	415.00	1,058.47	
Leesburg	116.98	15.00	131.98		167.97	30.00	197.97		740.37	120.00	860.37		1,072.81	200.00	1,272.81	
Moore Haven	80.01	25.35	105.36		150.88	50.70	201.58		347.55	202.80	550.35		555.24	338.00	893.24	
Mount Dora	51.66	33.68	85.34		91.53	67.35	158.88		265.37	269.40	534.77		359.77	449.00	808.77	
New Smyrna Beach	80.08	4.50	84.58		150.41	9.00	159.41		576.88	36.00	612.88		951.96	60.00	1,011.96	
Newberry	101.61	9.38	110.99		191.53	18.75	210.28		826.25	75.00	901.25		1,236.55	125.00	1,361.55	
Ocala	100.33	21.11	121.44		177.65	42.23	219.88		712.20	168.90	881.10		1,064.00	281.50	1,345.50	
Orlando	77.88	29.00	106.88		133.02	58.01	191.03		463.81	232.02	695.83		757.85	386.70	1,144.55	
Quincy	86.51	24.75	111.26		156.41	49.50	205.91		575.76	198.00	773.76		948.52	330.00	1,278.52	
St. Cloud	81.00	30.17	111.17		138.34	60.33	198.67		482.36	241.32	723.68		788.16	402.20	1,190.36	
Starke	76.50	40.73	117.23		144.00	81.47	225.47		549.00	325.86	874.86		909.00	543.10	1,452.10	
Tallahassee	66.60	28.24	94.84		119.98	56.48	176.46		768.70	225.90	994.60		1,052.06	376.50	1,428.56	
Wauchula	120.75	3.75	124.50		211.50	7.50	219.00		695.00	30.00	725.00		1,059.00	50.00	1,109.00	
Williston	92.19	13.73	105.92		184.38	27.45	211.83		0.00	0.00	0.00		0.00	0.00	0.00	
Winter Park	78.16	29.69	107.85		137.73	59.37	197.10		462.35	237.48	699.83		704.14	395.80	1,099.94	
FPL	79.48	20.39	105.35	111.67	146.07	40.77	197.79	209.66	593.45	163.08	799.13	847.08	848.91	271.80	1,177.51	1,248.16
FPL-NWFL	87.23	20.39	113.10	119.89	161.57	40.77	213.29	226.09	639.47	163.08	845.15	895.86	923.21	271.80	1,251.81	1,326.92
Duke Energy	109.61	29.44	139.05	147.39	201.99	58.88	260.87	276.52	696.89	235.50	932.39	988.33	1,033.55	392.50	1,426.05	1,511.61
Tampa Electric	80.53	23.12	130.21	138.02	142.16	46.25	241.53	256.02	511.92	184.98	909.30	963.86	831.90	308.30	1,428.90	1,514.63
FL Public Utilities	75.01	60.09	152.95	162.13	110.02	120.17	265.89	281.84	383.54	450.78	946.76	1,003.57	486.04	751.30	1,424.74	1,510.22

Rates for municipal utilities include payments in lieu of taxes, or transfer to the city's general fund, and any applicable storm, conservation, environmental, and other charges generally applicable to customers. Rates for investor-owned utilities include any applicable conservation, capacity, environmental, storm recovery, and other charges or fees generally applicable to customers. Final total columns include average 6% franchise fees for investor-owned utilities.

Utility	75 KW - 15,000 KWH - Commercial/Industrial				75 KW - 30,000 KWH - Commercial/Industrial				150 KW - 30,000 KWH - Commercial/Industrial				150 KW - 60,000 KWH - Commercial/Industrial			
	Base rate (includes customer charge)	Fuel or cost adjustment	Total	Total with all environmental, storm, and other fees, including transfer, as applicable**	Base rate (includes customer charge)	Fuel or cost adjustment	Total	Total with all environmental, storm, and other fees, including transfer, as applicable**	Base rate (includes customer charge)	Fuel or cost adjustment	Total	Total with all environmental, storm, and other fees, including transfer, as applicable**	Base rate (includes customer charge)	Fuel or cost adjustment	Total	Total with all environmental, storm, and other fees, including transfer, as applicable**
Alachua	1,649.21	-60.00	1,589.21		2,700.71	-120.00	2,580.71		3,252.71	-120.00	3,132.71		5,355.71	-240.00	5,115.71	
Bartow	1,047.10	900.00	1,947.10		1,375.60	1,800.00	3,175.60		2,073.10	1,800.00	3,873.10		2,730.10	3,600.00	6,330.10	
Blountstown	0.00	0.00	0.00		0.00	0.00	0.00		0.00	0.00	0.00		0.00	0.00	0.00	
Bushnell	1,320.20	195.00	1,515.20		2,190.20	390.00	2,580.20		2,617.70	390.00	3,007.70		4,357.70	780.00	5,137.70	
Chattahoochee	1,777.50	312.87	2,090.37		3,003.00	625.74	3,628.74		3,279.00	625.74	3,904.74		5,730.00	1,251.48	6,981.48	
Clewiston	1,530.50	375.00	1,905.50		2,756.00	750.00	3,506.00		3,026.00	750.00	3,776.00		5,477.00	1,500.00	6,977.00	
Fort Meade	1,376.28	750.00	2,126.28		2,356.50	1,500.00	3,856.50		3,063.00	1,500.00	4,563.00		4,671.00	3,000.00	7,671.00	
Fort Pierce	2,001.43	0.00	2,001.43		3,338.68	0.00	3,338.68		3,955.18	0.00	3,955.18		6,629.68	0.00	6,629.68	
Gainesville	2,090.25	525.00	2,615.25		3,203.25	1,050.00	4,253.25		4,069.50	1,050.00	5,119.50		6,295.50	2,100.00	8,395.50	
Green Cove Springs	2,200.50	150.00	2,350.50		3,591.75	300.00	3,891.75		4,335.00	300.00	4,635.00		7,117.50	600.00	7,717.50	
Havana	1,908.00	-82.05	1,825.95		3,801.00	-164.10	3,636.90		3,801.00	-164.10	3,636.90		7,587.00	-328.20	7,258.80	
Homestead	1,379.25	360.00	1,739.25		2,235.75	720.00	2,955.75		2,713.50	720.00	3,433.50		4,426.50	1,440.00	5,866.50	
Jacksonville	1,314.50	752.40	2,066.90		1,814.00	1,504.80	3,318.80		2,444.00	1,504.80	3,948.80		3,443.00	3,009.60	6,452.60	
Jacksonville Beach	1,788.20	360.75	2,148.95		2,922.65	721.50	3,644.15		3,560.15	721.50	4,281.65		5,829.05	1,443.00	7,272.05	
Key West	2,553.75	3.75	2,557.50		4,224.00	7.50	4,231.50		5,161.50	7.50	5,169.00		8,502.00	15.00	8,517.00	
Kissimmee	2,409.94	-462.45	1,947.49		4,097.59	-924.90	3,172.69		4,764.34	-924.90	3,839.44		8,139.64	-1,849.80	6,289.84	
Lake Worth Beach	2,052.72	508.35	2,561.07		2,937.27	1,016.70	3,953.97		3,958.02	1,016.70	4,974.72		5,727.12	2,033.40	7,760.52	
Lakeland	1,075.40	622.50	1,697.90		1,402.05	1,245.00	2,647.05		2,094.30	1,245.00	3,339.30		2,747.60	2,490.00	5,237.60	
Leesburg	1,802.92	300.00	2,102.92		2,525.33	600.00	3,125.33		3,573.83	600.00	4,173.83		5,018.66	1,200.00	6,218.66	
Moore Haven	1,426.54	507.00	1,933.54		2,843.93	1,014.00	3,857.93		1,593.70	1,014.00	2,607.70		3,151.39	2,028.00	5,179.39	
Mount Dora	623.57	673.50	1,297.07		734.57	1,347.00	2,081.57		1,220.57	1,347.00	2,567.57		1,442.57	2,694.00	4,136.57	
New Smyrna Beach	1,783.40	90.00	1,873.40		2,933.30	180.00	3,113.30		3,533.30	180.00	3,713.30		5,833.10	360.00	6,193.10	
Newberry	1,994.00	187.50	2,181.50		3,125.00	375.00	3,500.00		3,940.25	375.00	4,315.25		6,202.25	750.00	6,952.25	
Ocala	1,695.00	422.25	2,117.25		2,695.50	844.50	3,540.00		3,363.00	844.50	4,207.50		5,349.00	1,689.00	7,038.00	
Orlando	1,327.40	580.05	1,907.45		1,719.80	1,160.10	2,879.90		2,619.80	1,160.10	3,779.90		3,404.60	2,320.20	5,724.80	
Quincy	1,459.05	495.00	1,954.05		2,295.15	990.00	3,285.15		2,857.65	990.00	3,847.65		4,529.85	1,980.00	6,509.85	
St. Cloud	1,380.55	603.30	1,983.85		1,788.70	1,206.60	2,995.30		2,724.70	1,206.60	3,931.30		3,541.00	2,413.20	5,954.20	
Starke	1,395.00	814.65	2,209.65		2,709.00	1,629.30	4,338.30		2,709.00	1,629.30	4,338.30		5,409.00	3,258.60	8,667.60	
Tallahassee	1,785.16	564.75	2,349.91		2,216.26	1,129.50	3,345.76		3,479.26	1,129.50	4,608.76		4,341.46	2,259.00	6,600.46	
Wauchula	1,685.00	75.00	1,760.00		2,765.00	150.00	2,915.00		23,090.00	150.00	23,240.00		44,375.00	300.00	44,675.00	
Williston	0.00	0.00	0.00		0.00	0.00	0.00		0.00	0.00	0.00		0.00	0.00	0.00	
Winter Park	1,126.82	593.70	1,720.52		1,832.78	1,187.40	3,020.18		2,234.26	1,187.40	3,421.66		3,646.19	2,374.80	6,020.99	
FPL	1,438.01	407.70	1,952.21	2,069.34	1,946.36	815.40	2,868.26	3,040.36	2,845.61	815.40	3,874.01	4,106.45	3,862.31	1,630.80	5,706.11	6,048.48
FPL-NWFL	1,553.06	407.70	2,067.26	2,191.30	2,158.46	815.40	3,080.36	3,265.18	3,075.71	815.40	4,104.11	4,350.36	4,286.51	1,630.80	6,130.31	6,498.13
Duke Energy	1,715.60	588.75	2,304.35	2,442.61	2,542.70	1,177.50	3,720.20	3,943.41	3,413.45	1,177.50	4,590.95	4,866.41	5,067.65	2,355.00	7,422.65	7,868.01
Tampa Electric	1,503.00	462.45	2,465.40	2,613.32	1,618.95	924.90	3,209.25	3,401.81	2,974.20	924.90	4,899.00	5,192.94	3,206.10	1,849.80	6,386.70	6,769.90
FL Public Utilities	769.19	1,126.95	2,177.24	2,307.87	895.19	2,253.90	3,711.29	3,933.97	1,411.94	2,253.90	4,228.04	4,481.72	1,663.94	4,507.80	7,296.14	7,733.91

Rates for municipal utilities include payments in lieu of taxes, or transfer to the city's general fund, and any applicable storm, conservation, environmental, and other charges generally applicable to customers. Rates for investor-owned utilities include any applicable conservation, capacity, environmental, storm recovery, and other charges or fees generally applicable to customers. Final total columns include average 6% franchise fees for investor-owned utilities.

Utility	300 KW - 60,000 KWH - Commercial/Industrial				300 KW - 120,000 KWH - Commercial/Industrial				500 KW - 100,000 KWH - Commercial/Industrial				500 KW - 200,000 KWH - Commercial/Industrial			
	Base rate (includes customer charge)	Fuel or cost adjustment	Total	Total with all environmental, storm, and other fees, including transfer, as applicable**	Base rate (includes customer charge)	Fuel or cost adjustment	Total	Total with all environmental, storm, and other fees, including transfer, as applicable**	Base rate (includes customer charge)	Fuel or cost adjustment	Total	Total with all environmental, storm, and other fees, including transfer, as applicable**	Base rate (includes customer charge)	Fuel or cost adjustment	Total	Total with all environmental, storm, and other fees, including transfer, as applicable**
Alachua	6,459.71	-240.00	6,219.71		10,665.71	-480.00	10,185.71		10,735.71	-400.00	10,335.71		17,745.71	-800.00	16,945.71	
Bartow	4,125.10	3,600.00	7,725.10		5,439.10	7,200.00	12,639.10		6,861.10	6,000.00	12,861.10		9,051.10	12,000.00	21,051.10	
Blountstown	0.00	0.00	0.00		0.00	0.00	0.00		0.00	0.00	0.00		0.00	0.00	0.00	
Bushnell	5,212.70	780.00	5,992.70		8,692.70	1,560.00	10,252.70		8,672.70	1,300.00	9,972.70		14,472.70	2,600.00	17,072.70	
Chattahoochee	6,558.00	1,251.48	7,809.48		11,460.00	2,502.96	13,962.96		10,930.00	2,085.80	13,015.80		19,100.00	4,171.60	23,271.60	
Clewiston	6,017.00	1,500.00	7,517.00		10,919.00	3,000.00	13,919.00		10,005.00	2,500.00	12,505.00		18,175.00	5,000.00	23,175.00	
Fort Meade	6,042.00	3,000.00	9,042.00		9,300.00	6,000.00	15,300.00		10,112.00	500.00	10,612.00		15,472.00	10,000.00	25,472.00	
Fort Pierce	7,862.68	0.00	7,862.68		13,211.68	0.00	13,211.68		13,072.68	0.00	13,072.68		21,987.68	0.00	21,987.68	
Gainesville	7,825.56	2,100.00	9,925.56		12,188.52	4,200.00	16,388.52		12,968.60	3,500.00	16,468.60		20,240.20	7,000.00	27,240.20	
Green Cove Springs	8,604.00	600.00	9,204.00		14,169.00	1,200.00	15,369.00		14,296.00	1,000.00	15,296.00		23,571.00	2,000.00	25,571.00	
Havana	7,587.00	-328.20	7,258.80		15,159.00	-656.40	14,502.60		12,635.00	-547.00	12,088.00		25,255.00	-1,094.00	24,161.00	
Homestead	5,382.00	1,440.00	6,822.00		8,808.00	2,880.00	11,688.00		8,940.00	2,400.00	11,340.00		14,650.00	4,800.00	19,450.00	
Jacksonville	4,703.00	3,009.60	7,712.60		6,701.00	6,019.20	12,720.20		7,715.00	5,016.00	12,731.00		11,045.00	10,032.00	21,077.00	
Jacksonville Beach	7,104.05	1,443.00	8,547.05		11,641.85	2,886.00	14,527.85		11,829.25	2,405.00	14,234.25		19,392.25	4,810.00	24,202.25	
Key West	10,377.00	15.00	10,392.00		17,058.00	30.00	17,088.00		17,331.00	25.00	17,356.00		28,466.00	50.00	28,516.00	
Kissimmee	9,473.14	-1,849.80	7,623.34		16,223.74	-3,699.60	12,524.14		16,552.12	-3,083.00	13,469.12		26,967.12	-6,166.00	20,801.12	
Lake Worth Beach	7,768.62	2,033.40	9,802.02		11,306.82	4,066.80	15,373.62		12,849.42	3,389.00	16,238.42		18,746.42	6,778.00	25,524.42	
Lakeland	4,132.10	2,490.00	6,622.10		5,438.69	4,980.00	10,418.69		7,666.66	4,150.00	11,816.66		9,383.32	8,300.00	17,683.32	
Leesburg	7,115.66	1,200.00	8,315.66		10,005.32	2,400.00	12,405.32		12,491.00	2,000.00	14,491.00		16,886.00	4,000.00	20,886.00	
Moore Haven	5,678.72	2,028.00	7,706.72		11,348.30	4,056.00	15,404.30		5,228.31	3,380.00	8,608.31		10,420.61	6,760.00	17,180.61	
Mount Dora	2,414.57	2,694.00	5,108.57		2,858.57	5,388.00	8,246.57		4,006.57	4,490.00	8,496.57		4,746.57	8,980.00	13,726.57	
New Smyrna Beach	6,751.20	360.00	7,111.20		11,057.40	720.00	11,777.40		11,222.00	600.00	11,822.00		18,399.00	1,200.00	19,599.00	
Newberry	7,832.75	750.00	8,582.75		12,356.75	1,500.00	13,856.75		13,022.75	1,250.00	14,272.75		20,562.75	2,500.00	23,062.75	
Ocala	6,669.00	1,689.00	8,358.00		10,641.00	3,378.00	14,019.00		11,387.00	2,815.00	14,202.00		17,967.00	5,630.00	23,597.00	
Orlando	5,204.60	2,320.20	7,524.80		6,774.20	4,640.40	11,414.60		8,651.00	3,867.00	12,518.00		11,267.00	7,734.00	19,001.00	
Quincy	5,654.85	1,980.00	7,634.85		8,999.25	3,960.00	12,959.25		9,384.45	3,300.00	12,684.45		14,958.45	6,600.00	21,558.45	
St. Cloud	5,413.00	2,413.20	7,826.20		7,045.60	4,826.40	11,872.00		8,997.40	4,022.00	13,019.40		11,718.40	8,044.00	19,762.40	
Starke	5,409.00	3,258.60	8,667.60		10,809.00	6,517.20	17,326.20		9,009.00	5,431.00	14,440.00		18,009.00	10,862.00	28,871.00	
Tallahassee	6,867.46	2,259.00	9,126.46		8,591.86	4,518.00	13,109.86		11,390.16	3,765.00	15,155.16		14,390.16	7,530.00	21,920.16	
Wauchula	6,635.00	300.00	6,935.00		10,955.00	600.00	11,555.00		11,035.00	500.00	11,535.00		18,235.00	1,000.00	19,235.00	
Williston	0.00	0.00	0.00		0.00	0.00	0.00		0.00	0.00	0.00		0.00	0.00	0.00	
Winter Park	4,496.67	2,374.80	6,871.47		7,268.54	4,749.60	12,018.14		7,331.02	3,958.00	11,289.02		11,950.82	7,916.00	19,866.82	
FPL	5,660.81	1,630.80	7,291.61	8,180.67	7,694.21	3,261.60	11,381.81	12,064.72	10,001.26	2,715.00	13,436.26	14,242.44	12,763.26	5,430.00	18,913.26	20,048.06
FPL-NWFL	6,121.01	1,630.80	8,177.81	8,668.48	8,542.61	3,261.60	12,230.21	12,964.02	11,256.26	2,715.00	14,691.26	15,572.74	14,018.26	5,430.00	20,168.26	21,378.36
Duke Energy	6,809.15	2,355.00	9,164.15	9,714.00	10,117.55	4,710.00	14,827.55	15,717.20	11,501.39	3,886.00	15,387.39	16,310.63	16,993.39	7,772.00	24,765.39	26,251.31
Tampa Electric	5,916.60	1,849.80	9,766.20	10,352.17	6,380.40	3,699.60	12,741.60	13,506.10	9,839.80	3,083.00	16,255.80	17,231.15	10,612.80	6,166.00	21,214.80	22,487.69
FL Public Utilities	2,697.44	4,507.80	8,329.64	8,829.42	3,201.44	9,015.60	14,465.84	15,333.79	5,561.70	7,297.00	14,646.70	15,525.50	5,951.70	14,594.00	24,121.70	25,569.00

Rates for municipal utilities include payments in lieu of taxes, or transfer to the city's general fund, and any applicable storm, conservation, environmental, and other charges generally applicable to customers. Rates for investor-owned utilities include any applicable conservation, capacity, environmental, storm recovery, and other charges or fees generally applicable to customers. Final total columns include average 6% franchise fees for investor-owned utilities.