



Electric Bill Comparison

February 2025

Lowest Cost Utilities in Florida

Residential Bills

| | |
|-----------|---------|
| 1,000 kWh | Alachua |
| 1,200 kWh | Alachua |
| 2,500 kWh | Alachua |

Commercial Bills

| | |
|----------------------|------------|
| Non-Demand 750 kWh | Alachua |
| Non-Demand 1,500 kWh | Alachua |
| 30 kW - 6,000 kWh | Mount Dora |
| 40 kW - 10,000 kWh | Mount Dora |
| 75 kW - 15,000 kWh | Mount Dora |
| 75 kW - 30,000 kWh | Mount Dora |
| 150 kW - 30,000 kWh | Mount Dora |
| 150 kW - 60,000 kWh | Mount Dora |

Industrial Bills

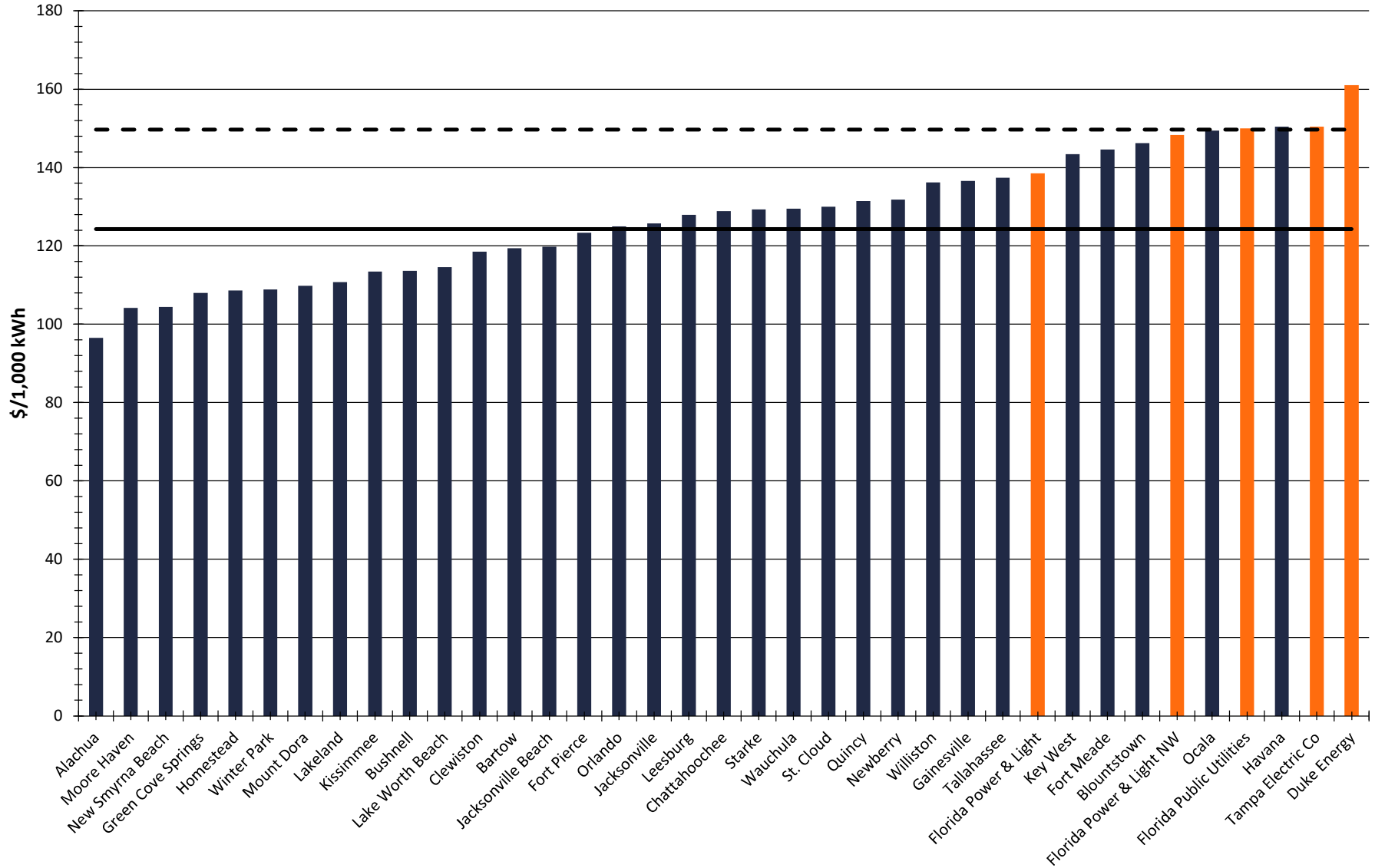
| | |
|----------------------|------------|
| 300 kW - 60,000 kWh | Mount Dora |
| 300 kW - 120,000 kWh | Mount Dora |
| 500 kW - 100,000 kWh | Mount Dora |
| 500 kW - 200,000 kWh | Mount Dora |

Rates for municipal utilities include payments in lieu of taxes, or transfer to the city's general fund, and any applicable storm, conservation, environmental, and other charges generally applicable to customers. Rates for investor-owned utilities include any applicable conservation, capacity, environmental, storm recovery, and other charges or fees generally applicable to customers. Final total columns include average 6% franchise fees for investor-owned utilities.

1,000 kWh Residential Bill Comparison: February 2025

Municipals & IOUs, Lowest to Highest

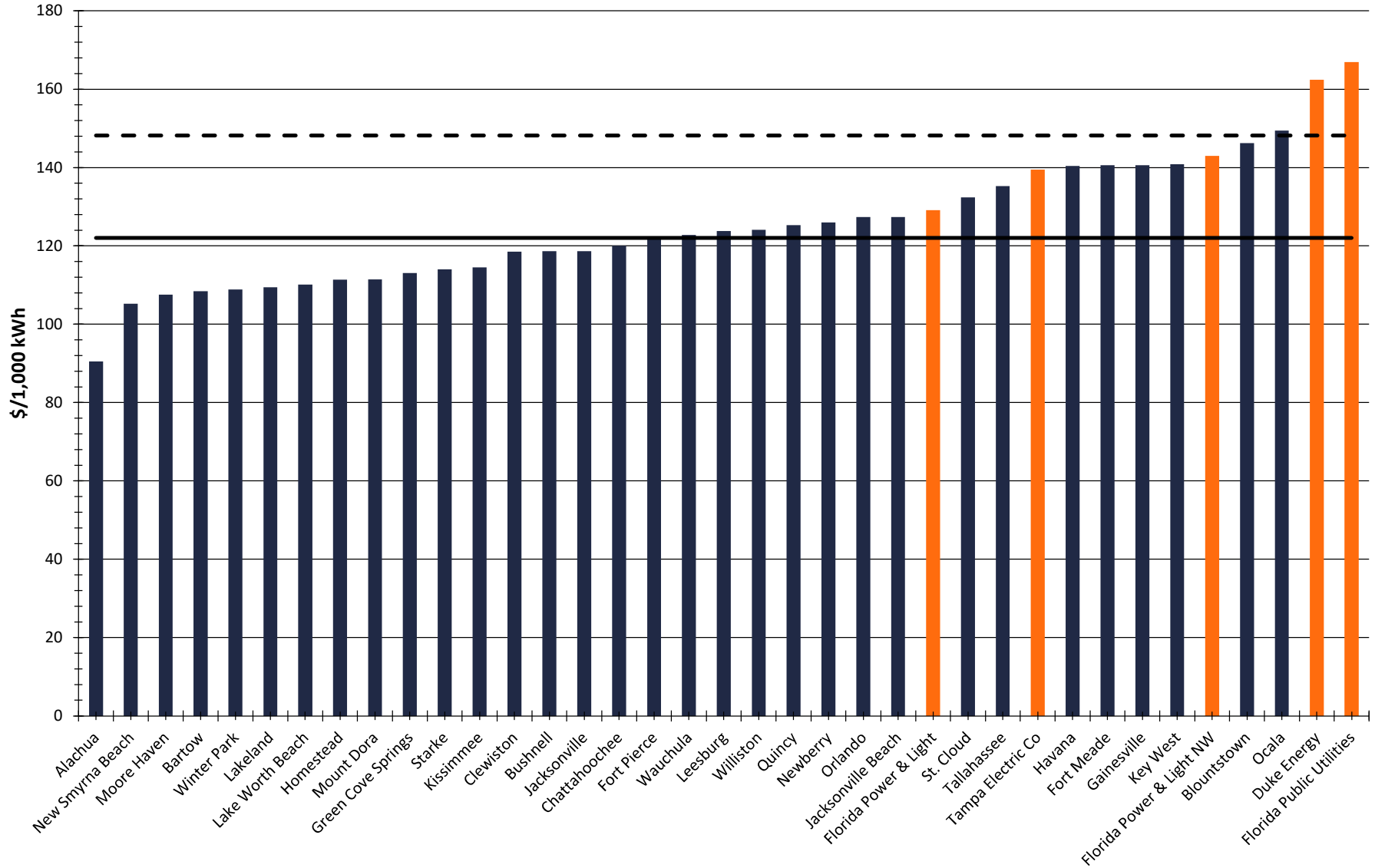
Municipal
 IOU
 Municipal Average = \$124.31
 IOU Average = \$149.67



1,000 kWh Residential Bill Comparison: March 2024 - February 2025

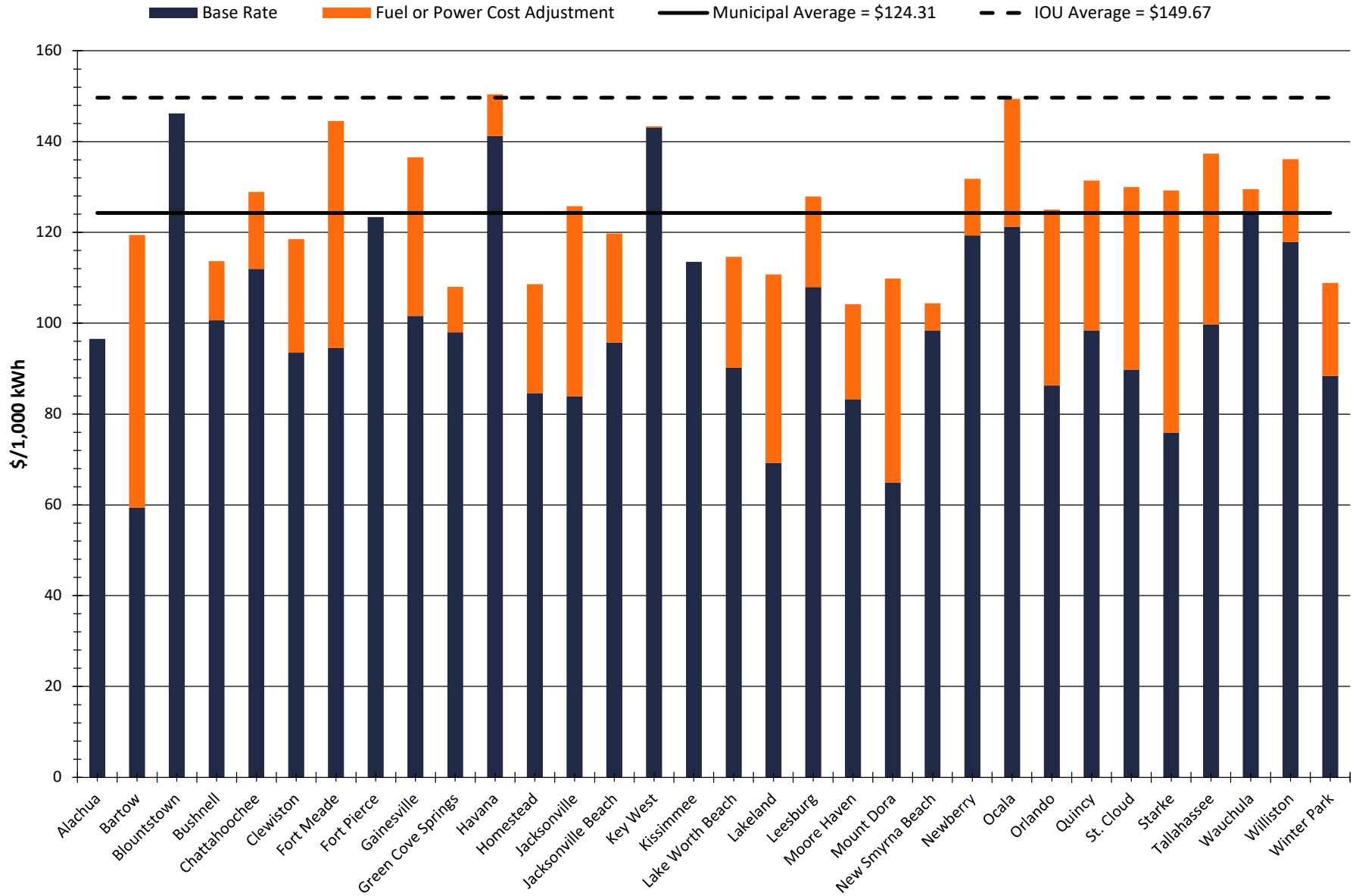
Municipals & IOUs, Lowest to Highest

Municipal
 IOU
 Municipal Average = \$122.02
 IOU Average = \$148.18



1,000 kWh Residential Bill Comparison: February 2025

Municipals Only, Alphabetical



Comparison of Electric Rates

| February 2025 | 1,000 kWh - Residential | | | | | 1,200 kWh - Residential | | | | 2,500 kWh - Residential | | | |
|---------------------|-------------------------|--------------------------------------|-------------------------|--------|--|--------------------------------------|-------------------------|--------|--|--------------------------------------|-------------------------|--------|--|
| Utility | Customer charge | Base rate (includes customer charge) | Fuel or cost adjustment | Total | Total with all environmental, storm, and other fees, including transfer, as applicable** | Base rate (includes customer charge) | Fuel or cost adjustment | Total | Total with all environmental, storm, and other fees, including transfer, as applicable** | Base rate (includes customer charge) | Fuel or cost adjustment | Total | Total with all environmental, storm, and other fees, including transfer, as applicable** |
| Alachua | 9.14 | 102.54 | -6.00 | 96.54 | | 123.12 | -7.20 | 115.92 | | 257.80 | -15.00 | 242.80 | |
| Bartow | 8.70 | 59.40 | 60.00 | 119.40 | | 69.54 | 72.00 | 141.54 | | 135.45 | 150.00 | 285.45 | |
| Blountstown | 5.01 | 146.25 | 0.00 | 146.25 | | 175.50 | 0.00 | 175.50 | | 365.23 | 0.00 | 365.23 | |
| Bushnell | 10.00 | 100.65 | 13.00 | 113.65 | | 118.78 | 15.60 | 134.38 | | 236.63 | 32.50 | 269.13 | |
| Chattahoochee | 10.55 | 111.95 | 16.95 | 128.90 | | 132.23 | 20.34 | 152.57 | | 264.05 | 42.38 | 306.43 | |
| Clewiston | 6.81 | 93.51 | 25.00 | 118.51 | | 110.85 | 30.00 | 140.85 | | 223.81 | 62.50 | 286.31 | |
| Fort Meade | 12.96 | 94.56 | 50.00 | 144.56 | | 112.88 | 60.00 | 172.88 | | 231.96 | 125.00 | 356.96 | |
| Fort Pierce | 7.06 | 123.37 | 0.00 | 123.37 | | 148.47 | 0.00 | 148.47 | | 311.61 | 0.00 | 311.61 | |
| Gainesville | 17.00 | 101.60 | 35.00 | 136.60 | | 125.86 | 42.00 | 167.86 | | 283.55 | 87.50 | 371.05 | |
| Green Cove Springs | 15.00 | 98.00 | 10.00 | 108.00 | | 115.40 | 12.00 | 127.40 | | 228.50 | 25.00 | 253.50 | |
| Havana | 15.00 | 141.20 | 9.22 | 150.42 | | 166.44 | 11.06 | 177.50 | | 330.50 | 23.05 | 353.55 | |
| Homestead | 12.60 | 84.60 | 24.00 | 108.60 | | 99.00 | 28.80 | 127.80 | | 192.60 | 60.00 | 252.60 | |
| Jacksonville | 15.75 | 83.96 | 41.80 | 125.76 | | 97.60 | 50.16 | 147.76 | | 186.28 | 104.50 | 290.78 | |
| Jacksonville Beach | 4.50 | 95.74 | 24.05 | 119.79 | | 113.99 | 28.86 | 142.85 | | 232.60 | 60.13 | 292.73 | |
| Key West | 30.00 | 143.15 | 0.25 | 143.40 | | 165.78 | 0.30 | 166.08 | | 312.88 | 0.63 | 313.51 | |
| Kissimmee | 10.17 | 144.33 | -30.83 | 113.50 | | 186.34 | -37.00 | 149.34 | | 377.20 | -77.08 | 300.12 | |
| Lake Worth Beach | 11.97 | 90.22 | 24.38 | 114.60 | | 110.41 | 31.26 | 141.67 | | 241.62 | 75.95 | 317.57 | |
| Lakeland | 14.00 | 69.24 | 41.50 | 110.74 | | 81.82 | 49.80 | 131.62 | | 170.18 | 103.75 | 273.93 | |
| Leesburg | 15.00 | 107.94 | 20.00 | 127.94 | | 131.04 | 24.00 | 155.04 | | 281.18 | 50.00 | 331.18 | |
| Moore Haven | 9.14 | 83.30 | 20.90 | 104.20 | | 98.26 | 25.08 | 123.34 | | 195.50 | 52.25 | 247.75 | |
| Mount Dora | 11.80 | 64.95 | 44.90 | 109.85 | | 75.58 | 53.88 | 129.46 | | 144.68 | 112.25 | 256.93 | |
| New Smyrna Beach | 8.25 | 98.41 | 6.00 | 104.41 | | 119.55 | 7.20 | 126.75 | | 256.96 | 15.00 | 271.96 | |
| Newberry | 10.13 | 119.33 | 12.50 | 131.83 | | 141.17 | 15.00 | 156.17 | | 283.13 | 31.25 | 314.38 | |
| Ocala | 20.00 | 121.26 | 28.15 | 149.41 | | 141.51 | 33.78 | 175.29 | | 273.15 | 70.38 | 343.53 | |
| Orlando | 18.50 | 86.33 | 38.67 | 125.00 | | 104.90 | 46.40 | 151.30 | | 225.58 | 96.68 | 322.26 | |
| Quincy | 6.00 | 98.41 | 33.00 | 131.41 | | 116.89 | 39.60 | 156.49 | | 237.03 | 82.50 | 319.53 | |
| St. Cloud | 19.24 | 89.78 | 40.22 | 130.00 | | 109.09 | 48.26 | 157.35 | | 234.59 | 100.55 | 335.14 | |
| Starke | 0.00 | 75.95 | 53.34 | 129.29 | | 96.00 | 64.01 | 160.01 | | 230.02 | 133.35 | 363.37 | |
| Tallahassee | 9.73 | 99.73 | 37.65 | 137.38 | | 117.73 | 45.18 | 162.91 | | 234.73 | 94.13 | 328.86 | |
| Wauchula | 18.00 | 124.00 | 5.50 | 129.50 | | 148.20 | 6.60 | 154.80 | | 305.50 | 13.75 | 319.25 | |
| Williston | 12.32 | 117.85 | 18.30 | 136.15 | | 141.42 | 21.96 | 163.38 | | 294.62 | 45.75 | 340.37 | |
| Winter Park | 16.98 | 88.38 | 20.48 | 108.86 | | 107.28 | 26.58 | 133.86 | | 230.09 | 66.20 | 296.29 | |
| FPL | 9.61 | 98.50 | 24.08 | 130.68 | 138.52 | 118.29 | 30.90 | 158.91 | 168.44 | 246.93 | 75.20 | 342.38 | 362.92 |
| FPL-NWFL | 9.61 | 107.71 | 24.08 | 139.89 | 148.28 | 129.34 | 30.90 | 169.96 | 180.16 | 269.96 | 75.20 | 365.41 | 387.33 |
| Duke Energy | 13.76 | 115.66 | 36.30 | 151.96 | 161.08 | 138.90 | 45.70 | 184.60 | 195.68 | 289.93 | 106.80 | 396.73 | 420.53 |
| Tampa Electric | 12.90 | 97.47 | 28.52 | 141.94 | 150.46 | 116.38 | 36.22 | 171.73 | 182.03 | 239.33 | 86.30 | 365.52 | 387.45 |
| FL Public Utilities | 18.20 | 43.68 | 75.05 | 141.50 | 149.99 | 52.03 | 92.56 | 171.91 | 182.22 | 106.29 | 206.38 | 369.60 | 391.78 |

Rates for municipal utilities include payments in lieu of taxes, or transfer to the city's general fund, and any applicable storm, conservation, environmental, and other charges generally applicable to customers. Rates for investor-owned utilities include any applicable conservation, capacity, environmental, storm recovery, and other charges or fees generally applicable to customers. Final total columns include average 6% franchise fees for investor-owned utilities.

| Utility | Non-Demand - 750 kWh - Commercial | | | | Non-Demand - 1,500 kWh - Commercial | | | | Demand - 30 KW - 6,000 kWh - Commercial | | | | Demand - 40 KW-10,000 kWh - Commercial | | | |
|---------------------|--------------------------------------|-------------------------|--------|--|--------------------------------------|-------------------------|--------|--|---|-------------------------|----------|--|--|-------------------------|----------|--|
| | Base rate (includes customer charge) | Fuel or cost adjustment | Total | Total with all environmental, storm, and other fees, including transfer, as applicable** | Base rate (includes customer charge) | Fuel or cost adjustment | Total | Total with all environmental, storm, and other fees, including transfer, as applicable** | Base rate (includes customer charge) | Fuel or cost adjustment | Total | Total with all environmental, storm, and other fees, including transfer, as applicable** | Base rate (includes customer charge) | Fuel or cost adjustment | Total | Total with all environmental, storm, and other fees, including transfer, as applicable** |
| Alachua | 85.56 | -4.50 | 81.06 | | 159.43 | -9.00 | 150.43 | | 687.11 | -36.00 | 651.11 | | 1,041.11 | -60.00 | 981.11 | |
| Bartow | 56.10 | 45.00 | 101.10 | | 103.50 | 90.00 | 193.50 | | 431.50 | 360.00 | 791.50 | | 612.10 | 600.00 | 1,212.10 | |
| Blountstown | 122.86 | 0.00 | 122.86 | | 245.72 | 0.00 | 245.72 | | 0.00 | 0.00 | 0.00 | | 0.00 | 0.00 | 0.00 | |
| Bushnell | 87.90 | 9.75 | 97.65 | | 165.79 | 19.50 | 185.29 | | 541.70 | 78.00 | 619.70 | | 830.70 | 130.00 | 960.70 | |
| Chattahoochee | 94.13 | 12.71 | 106.84 | | 176.55 | 25.43 | 201.98 | | 0.00 | 0.00 | 0.00 | | 0.00 | 0.00 | 0.00 | |
| Clewiston | 82.83 | 18.75 | 101.58 | | 158.35 | 37.50 | 195.85 | | 633.20 | 150.00 | 783.20 | | 996.00 | 250.00 | 1,246.00 | |
| Fort Meade | 85.23 | 37.50 | 122.73 | | 153.18 | 75.00 | 228.18 | | 560.88 | 300.00 | 860.88 | | 923.28 | 500.00 | 1,423.28 | |
| Fort Pierce | 101.35 | 0.00 | 101.35 | | 195.85 | 0.00 | 195.85 | | 818.08 | 0.00 | 818.08 | | 1,253.08 | 0.00 | 1,253.08 | |
| Gainesville | 118.86 | 26.25 | 145.11 | | 202.70 | 52.50 | 255.20 | | 902.70 | 210.00 | 1,112.70 | | 1,315.00 | 350.00 | 1,665.00 | |
| Green Cove Springs | 83.25 | 7.50 | 90.75 | | 151.50 | 15.00 | 166.50 | | 671.00 | 60.00 | 731.00 | | 1,000.00 | 100.00 | 1,100.00 | |
| Havana | 109.65 | 6.92 | 116.57 | | 204.30 | 13.83 | 218.13 | | 772.20 | 55.32 | 827.52 | | 1,277.00 | 92.20 | 1,369.20 | |
| Homestead | 74.78 | 18.00 | 92.78 | | 134.55 | 36.00 | 170.55 | | 578.70 | 144.00 | 722.70 | | 870.80 | 240.00 | 1,110.80 | |
| Jacksonville | 68.07 | 31.35 | 99.42 | | 115.14 | 62.70 | 177.84 | | 397.56 | 250.80 | 648.36 | | 648.60 | 418.00 | 1,066.60 | |
| Jacksonville Beach | 74.43 | 18.04 | 92.47 | | 142.86 | 36.08 | 178.94 | | 553.44 | 144.30 | 697.74 | | 918.40 | 240.50 | 1,158.90 | |
| Key West | 138.66 | 0.19 | 138.85 | | 237.33 | 0.38 | 237.71 | | 989.10 | 1.50 | 990.60 | | 1,559.50 | 2.50 | 1,562.00 | |
| Kissimmee | 120.10 | -23.12 | 96.98 | | 229.11 | -46.25 | 182.86 | | 997.30 | -184.98 | 812.32 | | 1,536.24 | -308.30 | 1,227.94 | |
| Lake Worth Beach | 93.28 | 19.86 | 113.14 | | 167.27 | 39.72 | 206.99 | | 909.54 | 158.88 | 1,068.42 | | 1,281.52 | 264.80 | 1,546.32 | |
| Lakeland | 57.08 | 31.13 | 88.21 | | 98.16 | 62.25 | 160.41 | | 464.06 | 249.00 | 713.06 | | 643.47 | 415.00 | 1,058.47 | |
| Leesburg | 116.98 | 15.00 | 131.98 | | 167.97 | 30.00 | 197.97 | | 740.37 | 120.00 | 860.37 | | 1,072.81 | 200.00 | 1,272.81 | |
| Moore Haven | 74.43 | 15.68 | 90.11 | | 140.35 | 31.35 | 171.70 | | 594.80 | 125.40 | 720.20 | | 878.50 | 209.00 | 1,087.50 | |
| Mount Dora | 51.66 | 33.68 | 85.34 | | 91.53 | 67.35 | 158.88 | | 265.37 | 269.40 | 534.77 | | 359.77 | 449.00 | 808.77 | |
| New Smyrna Beach | 80.08 | 4.50 | 84.58 | | 150.41 | 9.00 | 159.41 | | 576.88 | 36.00 | 612.88 | | 951.96 | 60.00 | 1,011.96 | |
| Newberry | 101.61 | 9.38 | 110.99 | | 191.53 | 18.75 | 210.28 | | 826.25 | 75.00 | 901.25 | | 1,236.55 | 125.00 | 1,361.55 | |
| Ocala | 100.33 | 21.11 | 121.44 | | 177.65 | 42.23 | 219.88 | | 712.20 | 168.90 | 881.10 | | 1,064.00 | 281.50 | 1,345.50 | |
| Orlando | 77.88 | 29.00 | 106.88 | | 133.02 | 58.01 | 191.03 | | 463.81 | 232.02 | 695.83 | | 757.85 | 386.70 | 1,144.55 | |
| Quincy | 86.51 | 24.75 | 111.26 | | 156.41 | 49.50 | 205.91 | | 575.76 | 198.00 | 773.76 | | 948.52 | 330.00 | 1,278.52 | |
| St. Cloud | 81.00 | 30.17 | 111.17 | | 138.34 | 60.33 | 198.67 | | 482.36 | 241.32 | 723.68 | | 788.16 | 402.20 | 1,190.36 | |
| Starke | 76.50 | 40.01 | 116.51 | | 144.00 | 80.01 | 224.01 | | 549.00 | 320.04 | 869.04 | | 909.00 | 533.40 | 1,442.40 | |
| Tallahassee | 66.60 | 28.24 | 94.84 | | 119.98 | 56.48 | 176.46 | | 768.70 | 225.90 | 994.60 | | 1,052.06 | 376.50 | 1,428.56 | |
| Wauchula | 120.75 | 3.75 | 124.50 | | 211.50 | 7.50 | 219.00 | | 695.00 | 30.00 | 725.00 | | 1,059.00 | 50.00 | 1,109.00 | |
| Williston | 92.19 | 13.73 | 105.92 | | 184.38 | 27.45 | 211.83 | | 0.00 | 0.00 | 0.00 | | 0.00 | 0.00 | 0.00 | |
| Winter Park | 77.47 | 18.03 | 95.50 | | 136.33 | 36.06 | 172.39 | | 456.76 | 144.24 | 601.00 | | 694.82 | 240.40 | 935.22 | |
| FPL | 79.48 | 20.39 | 105.35 | 111.67 | 146.07 | 40.77 | 197.79 | 209.66 | 593.45 | 163.08 | 799.13 | 847.08 | 848.91 | 271.80 | 1,177.51 | 1,248.16 |
| FPL-NWFL | 87.23 | 20.39 | 113.10 | 119.89 | 161.57 | 40.77 | 213.29 | 226.09 | 639.47 | 163.08 | 845.15 | 895.86 | 923.21 | 271.80 | 1,251.81 | 1,326.92 |
| Duke Energy | 88.47 | 29.44 | 117.91 | 124.98 | 159.72 | 58.88 | 218.60 | 231.72 | 572.93 | 235.50 | 808.43 | 856.94 | 826.95 | 392.50 | 1,219.45 | 1,292.62 |
| Tampa Electric | 80.53 | 23.12 | 114.30 | 121.16 | 142.16 | 46.25 | 209.71 | 222.29 | 511.92 | 184.98 | 782.04 | 828.96 | 831.90 | 308.30 | 1,325.40 | 1,404.92 |
| FL Public Utilities | 53.30 | 59.18 | 130.32 | 138.14 | 76.68 | 118.35 | 230.72 | 244.56 | 268.26 | 443.52 | 819.00 | 868.14 | 339.94 | 739.20 | 1,257.84 | 1,333.31 |

Rates for municipal utilities include payments in lieu of taxes, or transfer to the city's general fund, and any applicable storm, conservation, environmental, and other charges generally applicable to customers. Rates for investor-owned utilities include any applicable conservation, capacity, environmental, storm recovery, and other charges or fees generally applicable to customers. Final total columns include average 6% franchise fees for investor-owned utilities.

| Utility | 75 KW - 15,000 KWH - Commercial/Industrial | | | | 75 KW - 30,000 KWH - Commercial/Industrial | | | | 150 KW - 30,000 KWH - Commercial/Industrial | | | | 150 KW - 60,000 KWH - Commercial/Industrial | | | |
|---------------------|--|-------------------------|----------|--|--|-------------------------|----------|--|---|-------------------------|-----------|--|---|-------------------------|-----------|--|
| | Base rate (includes customer charge) | Fuel or cost adjustment | Total | Total with all environmental, storm, and other fees, including transfer, as applicable** | Base rate (includes customer charge) | Fuel or cost adjustment | Total | Total with all environmental, storm, and other fees, including transfer, as applicable** | Base rate (includes customer charge) | Fuel or cost adjustment | Total | Total with all environmental, storm, and other fees, including transfer, as applicable** | Base rate (includes customer charge) | Fuel or cost adjustment | Total | Total with all environmental, storm, and other fees, including transfer, as applicable** |
| Alachua | 1,649.21 | -90.00 | 1,559.21 | | 2,700.71 | -180.00 | 2,520.71 | | 3,252.71 | -180.00 | 3,072.71 | | 5,355.71 | -360.00 | 4,995.71 | |
| Bartow | 1,047.10 | 900.00 | 1,947.10 | | 1,375.60 | 1,800.00 | 3,175.60 | | 2,073.10 | 1,800.00 | 3,873.10 | | 2,730.10 | 3,600.00 | 6,330.10 | |
| Blountstown | 0.00 | 0.00 | 0.00 | | 0.00 | 0.00 | 0.00 | | 0.00 | 0.00 | 0.00 | | 0.00 | 0.00 | 0.00 | |
| Bushnell | 1,320.20 | 195.00 | 1,515.20 | | 2,190.20 | 390.00 | 2,580.20 | | 2,617.70 | 390.00 | 3,007.70 | | 4,357.70 | 780.00 | 5,137.70 | |
| Chattahoochee | 1,777.50 | 254.28 | 2,031.78 | | 3,003.00 | 508.56 | 3,511.56 | | 3,279.00 | 508.56 | 3,787.56 | | 5,730.00 | 1,017.12 | 6,747.12 | |
| Clewiston | 1,530.50 | 375.00 | 1,905.50 | | 2,756.00 | 750.00 | 3,506.00 | | 3,026.00 | 750.00 | 3,776.00 | | 5,477.00 | 1,500.00 | 6,977.00 | |
| Fort Meade | 1,376.28 | 750.00 | 2,126.28 | | 2,356.50 | 1,500.00 | 3,856.50 | | 3,063.00 | 1,500.00 | 4,563.00 | | 4,671.00 | 3,000.00 | 7,671.00 | |
| Fort Pierce | 1,975.93 | 0.00 | 1,975.93 | | 3,308.68 | 0.00 | 3,308.68 | | 3,905.68 | 0.00 | 3,905.68 | | 6,571.18 | 0.00 | 6,571.18 | |
| Gainesville | 2,090.25 | 525.00 | 2,615.25 | | 3,203.25 | 1,050.00 | 4,253.25 | | 4,069.50 | 1,050.00 | 5,119.50 | | 6,295.50 | 2,100.00 | 8,395.50 | |
| Green Cove Springs | 1,602.50 | 150.00 | 1,752.50 | | 2,517.50 | 300.00 | 2,817.50 | | 3,155.00 | 300.00 | 3,455.00 | | 4,985.00 | 600.00 | 5,585.00 | |
| Havana | 1,908.00 | 138.30 | 2,046.30 | | 3,801.00 | 276.60 | 4,077.60 | | 3,801.00 | 276.60 | 4,077.60 | | 7,587.00 | 553.20 | 8,140.20 | |
| Homestead | 1,379.25 | 360.00 | 1,739.25 | | 2,235.75 | 720.00 | 2,955.75 | | 2,713.50 | 720.00 | 3,433.50 | | 4,426.50 | 1,440.00 | 5,866.50 | |
| Jacksonville | 1,314.50 | 627.00 | 1,941.50 | | 1,814.00 | 1,254.00 | 3,068.00 | | 2,444.00 | 1,254.00 | 3,698.00 | | 3,443.00 | 2,508.00 | 5,951.00 | |
| Jacksonville Beach | 1,788.20 | 360.75 | 2,148.95 | | 2,922.65 | 721.50 | 3,644.15 | | 3,560.15 | 721.50 | 4,281.65 | | 5,829.05 | 1,443.00 | 7,272.05 | |
| Key West | 2,553.75 | 3.75 | 2,557.50 | | 4,224.00 | 7.50 | 4,231.50 | | 5,161.50 | 7.50 | 5,169.00 | | 8,502.00 | 15.00 | 8,517.00 | |
| Kissimmee | 2,409.94 | -462.45 | 1,947.49 | | 4,097.59 | -924.90 | 3,172.69 | | 4,764.34 | -924.90 | 3,839.44 | | 8,139.64 | -1,849.80 | 6,289.84 | |
| Lake Worth Beach | 2,052.72 | 397.20 | 2,449.92 | | 2,937.27 | 794.40 | 3,731.67 | | 3,958.02 | 794.40 | 4,752.42 | | 5,727.12 | 1,588.80 | 7,315.92 | |
| Lakeland | 1,075.40 | 622.50 | 1,697.90 | | 1,402.05 | 1,245.00 | 2,647.05 | | 2,094.30 | 1,245.00 | 3,339.30 | | 2,747.60 | 2,490.00 | 5,237.60 | |
| Leesburg | 1,802.92 | 300.00 | 2,102.92 | | 2,525.33 | 600.00 | 3,125.33 | | 3,573.83 | 600.00 | 4,173.83 | | 5,018.66 | 1,200.00 | 6,218.66 | |
| Moore Haven | 1,436.75 | 313.50 | 1,750.25 | | 2,161.25 | 627.00 | 2,788.25 | | 2,840.00 | 627.00 | 3,467.00 | | 4,289.00 | 1,254.00 | 5,543.00 | |
| Mount Dora | 623.57 | 673.50 | 1,297.07 | | 734.57 | 1,347.00 | 2,081.57 | | 1,220.57 | 1,347.00 | 2,567.57 | | 1,442.57 | 2,694.00 | 4,136.57 | |
| New Smyrna Beach | 1,783.40 | 90.00 | 1,873.40 | | 2,933.30 | 180.00 | 3,113.30 | | 3,533.30 | 180.00 | 3,713.30 | | 5,833.10 | 360.00 | 6,193.10 | |
| Newberry | 1,994.00 | 187.50 | 2,181.50 | | 3,125.00 | 375.00 | 3,500.00 | | 3,940.25 | 375.00 | 4,315.25 | | 6,202.25 | 750.00 | 6,952.25 | |
| Ocala | 1,695.00 | 422.25 | 2,117.25 | | 2,695.50 | 844.50 | 3,540.00 | | 3,363.00 | 844.50 | 4,207.50 | | 5,349.00 | 1,689.00 | 7,038.00 | |
| Orlando | 1,327.40 | 580.05 | 1,907.45 | | 1,719.80 | 1,160.10 | 2,879.90 | | 2,619.80 | 1,160.10 | 3,779.90 | | 3,404.60 | 2,320.20 | 5,724.80 | |
| Quincy | 1,459.05 | 495.00 | 1,954.05 | | 2,295.15 | 990.00 | 3,285.15 | | 2,857.65 | 990.00 | 3,847.65 | | 4,529.85 | 1,980.00 | 6,509.85 | |
| St. Cloud | 1,380.55 | 603.30 | 1,983.85 | | 1,788.70 | 1,206.60 | 2,995.30 | | 2,724.70 | 1,206.60 | 3,931.30 | | 3,541.00 | 2,413.20 | 5,954.20 | |
| Starke | 1,395.00 | 800.10 | 2,195.10 | | 2,709.00 | 1,363.20 | 4,072.20 | | 2,709.00 | 1,363.20 | 4,072.20 | | 5,409.00 | 2,726.40 | 8,135.40 | |
| Tallahassee | 1,785.16 | 564.75 | 2,349.91 | | 2,216.26 | 1,129.50 | 3,345.76 | | 3,479.26 | 1,129.50 | 4,608.76 | | 4,341.46 | 2,259.00 | 6,600.46 | |
| Wauchula | 1,685.00 | 75.00 | 1,760.00 | | 2,765.00 | 150.00 | 2,915.00 | | 23,090.00 | 150.00 | 23,240.00 | | 44,375.00 | 300.00 | 44,675.00 | |
| Williston | 0.00 | 0.00 | 0.00 | | 0.00 | 0.00 | 0.00 | | 0.00 | 0.00 | 0.00 | | 0.00 | 0.00 | 0.00 | |
| Winter Park | 1,112.83 | 360.60 | 1,473.43 | | 1,804.81 | 721.20 | 2,526.01 | | 2,206.29 | 721.20 | 2,927.49 | | 3,590.25 | 1,442.40 | 5,032.65 | |
| FPL | 1,438.01 | 407.70 | 1,952.21 | 2,069.34 | 1,946.36 | 815.40 | 2,868.26 | 3,040.36 | 2,845.61 | 815.40 | 3,874.01 | 4,106.45 | 3,862.31 | 1,630.80 | 5,706.11 | 6,048.48 |
| FPL-NWFL | 1,553.06 | 407.70 | 2,067.26 | 2,191.30 | 2,158.46 | 815.40 | 3,080.36 | 3,265.18 | 3,075.71 | 815.40 | 4,104.11 | 4,350.36 | 4,286.51 | 1,630.80 | 6,130.31 | 6,498.13 |
| Duke Energy | 1,405.70 | 588.75 | 1,994.45 | 2,114.12 | 1,922.90 | 1,177.50 | 3,100.40 | 3,286.42 | 2,793.65 | 1,177.50 | 3,971.15 | 4,209.42 | 3,828.05 | 2,355.00 | 6,183.05 | 6,554.03 |
| Tampa Electric | 1,503.00 | 462.45 | 2,310.15 | 2,448.76 | 1,618.95 | 924.90 | 2,898.75 | 3,072.68 | 2,974.20 | 924.90 | 4,588.50 | 4,863.81 | 3,206.10 | 1,849.80 | 5,765.70 | 6,111.64 |
| FL Public Utilities | 537.99 | 1,108.80 | 1,914.84 | 2,029.73 | 626.04 | 2,217.60 | 3,379.74 | 3,582.52 | 987.54 | 2,217.60 | 3,741.24 | 3,965.71 | 1,163.64 | 4,435.20 | 6,671.04 | 7,071.30 |

Rates for municipal utilities include payments in lieu of taxes, or transfer to the city's general fund, and any applicable storm, conservation, environmental, and other charges generally applicable to customers. Rates for investor-owned utilities include any applicable conservation, capacity, environmental, storm recovery, and other charges or fees generally applicable to customers. Final total columns include average 6% franchise fees for investor-owned utilities.

| Utility | 300 KW - 60,000 KWH - Commercial/Industrial | | | | 300 KW - 120,000 KWH - Commercial/Industrial | | | | 500 KW - 100,000 KWH - Commercial/Industrial | | | | 500 KW - 200,000 KWH - Commercial/Industrial | | | |
|---------------------|---|-------------------------|-----------|--|--|-------------------------|-----------|--|--|-------------------------|-----------|--|--|-------------------------|-----------|--|
| | Base rate (includes customer charge) | Fuel or cost adjustment | Total | Total with all environmental, storm, and other fees, including transfer, as applicable** | Base rate (includes customer charge) | Fuel or cost adjustment | Total | Total with all environmental, storm, and other fees, including transfer, as applicable** | Base rate (includes customer charge) | Fuel or cost adjustment | Total | Total with all environmental, storm, and other fees, including transfer, as applicable** | Base rate (includes customer charge) | Fuel or cost adjustment | Total | Total with all environmental, storm, and other fees, including transfer, as applicable** |
| Alachua | 6,459.71 | -360.00 | 6,099.71 | | 10,665.71 | -720.00 | 9,945.71 | | 10,735.71 | -600.00 | 10,135.71 | | 17,745.71 | -1,200.00 | 16,545.71 | |
| Bartow | 4,125.10 | 3,600.00 | 7,725.10 | | 5,439.10 | 7,200.00 | 12,639.10 | | 6,861.10 | 6,000.00 | 12,861.10 | | 9,051.10 | 12,000.00 | 21,051.10 | |
| Blountstown | 0.00 | 0.00 | 0.00 | | 0.00 | 0.00 | 0.00 | | 0.00 | 0.00 | 0.00 | | 0.00 | 0.00 | 0.00 | |
| Bushnell | 5,212.70 | 780.00 | 5,992.70 | | 8,692.70 | 1,560.00 | 10,252.70 | | 8,672.70 | 1,300.00 | 9,972.70 | | 14,472.70 | 2,600.00 | 17,072.70 | |
| Chattahoochee | 6,558.00 | 1,017.12 | 7,575.12 | | 11,460.00 | 2,034.24 | 13,494.24 | | 10,930.00 | 1,695.20 | 12,625.20 | | 19,100.00 | 3,390.40 | 22,490.40 | |
| Clewiston | 6,017.00 | 1,500.00 | 7,517.00 | | 10,919.00 | 3,000.00 | 13,919.00 | | 10,005.00 | 2,500.00 | 12,505.00 | | 18,175.00 | 5,000.00 | 23,175.00 | |
| Fort Meade | 6,042.00 | 3,000.00 | 9,042.00 | | 9,300.00 | 6,000.00 | 15,300.00 | | 10,112.00 | 5,000.00 | 15,112.00 | | 15,472.00 | 10,000.00 | 25,472.00 | |
| Fort Pierce | 7,765.18 | 0.00 | 7,765.18 | | 13,096.18 | 0.00 | 13,096.18 | | 12,911.18 | 0.00 | 12,911.18 | | 21,796.18 | 0.00 | 21,796.18 | |
| Gainesville | 7,825.56 | 2,100.00 | 9,925.56 | | 12,188.52 | 4,200.00 | 16,388.52 | | 12,968.60 | 3,500.00 | 16,468.60 | | 20,240.20 | 7,000.00 | 27,240.20 | |
| Green Cove Springs | 6,260.00 | 600.00 | 6,860.00 | | 9,920.00 | 1,200.00 | 11,120.00 | | 10,400.00 | 1,000.00 | 11,400.00 | | 16,500.00 | 2,000.00 | 18,500.00 | |
| Havana | 7,587.00 | 553.20 | 8,140.20 | | 15,159.00 | 1,106.40 | 16,265.40 | | 12,635.00 | 922.00 | 13,557.00 | | 25,255.00 | 1,844.00 | 27,099.00 | |
| Homestead | 5,382.00 | 1,440.00 | 6,822.00 | | 8,808.00 | 2,880.00 | 11,688.00 | | 8,940.00 | 2,400.00 | 11,340.00 | | 14,650.00 | 4,800.00 | 19,450.00 | |
| Jacksonville | 4,703.00 | 2,508.00 | 7,211.00 | | 6,701.00 | 5,016.00 | 11,717.00 | | 7,715.00 | 4,180.00 | 11,895.00 | | 11,045.00 | 8,360.00 | 19,405.00 | |
| Jacksonville Beach | 7,104.05 | 1,443.00 | 8,547.05 | | 11,641.85 | 2,886.00 | 14,527.85 | | 11,829.25 | 2,405.00 | 14,234.25 | | 19,392.25 | 4,810.00 | 24,202.25 | |
| Key West | 10,377.00 | 15.00 | 10,392.00 | | 17,058.00 | 30.00 | 17,088.00 | | 17,331.00 | 25.00 | 17,356.00 | | 28,466.00 | 50.00 | 28,516.00 | |
| Kissimmee | 9,473.14 | -1,849.80 | 7,623.34 | | 16,223.74 | -3,699.60 | 12,524.14 | | 16,552.12 | -3,083.00 | 13,469.12 | | 26,967.12 | -6,166.00 | 20,801.12 | |
| Lake Worth Beach | 7,768.62 | 1,588.80 | 9,357.42 | | 11,306.82 | 3,177.60 | 14,484.42 | | 12,849.42 | 2,648.00 | 15,497.42 | | 18,746.42 | 5,296.00 | 24,042.42 | |
| Lakeland | 4,132.10 | 2,490.00 | 6,622.10 | | 5,438.69 | 4,980.00 | 10,418.69 | | 7,666.66 | 4,150.00 | 11,816.66 | | 9,383.32 | 8,300.00 | 17,683.32 | |
| Leesburg | 7,115.66 | 1,200.00 | 8,315.66 | | 10,005.32 | 2,400.00 | 12,405.32 | | 12,491.00 | 2,000.00 | 14,491.00 | | 16,886.00 | 4,000.00 | 20,886.00 | |
| Moore Haven | 5,646.50 | 1,254.00 | 6,900.50 | | 8,544.50 | 2,508.00 | 11,052.50 | | 9,388.50 | 2,090.00 | 11,478.50 | | 14,218.50 | 4,180.00 | 18,398.50 | |
| Mount Dora | 2,414.57 | 2,694.00 | 5,108.57 | | 2,858.57 | 5,388.00 | 8,246.57 | | 4,006.57 | 4,490.00 | 8,496.57 | | 4,746.57 | 8,980.00 | 13,726.57 | |
| New Smyrna Beach | 6,751.20 | 360.00 | 7,111.20 | | 11,057.40 | 720.00 | 11,777.40 | | 11,222.00 | 600.00 | 11,822.00 | | 18,399.00 | 1,200.00 | 19,599.00 | |
| Newberry | 7,832.75 | 750.00 | 8,582.75 | | 12,356.75 | 1,500.00 | 13,856.75 | | 13,022.75 | 1,250.00 | 14,272.75 | | 20,562.75 | 2,500.00 | 23,062.75 | |
| Ocala | 6,669.00 | 1,689.00 | 8,358.00 | | 10,641.00 | 3,378.00 | 14,019.00 | | 11,387.00 | 2,815.00 | 14,202.00 | | 17,967.00 | 5,630.00 | 23,597.00 | |
| Orlando | 5,204.60 | 2,320.20 | 7,524.80 | | 6,774.20 | 4,640.40 | 11,414.60 | | 8,651.00 | 3,867.00 | 12,518.00 | | 11,267.00 | 7,734.00 | 19,001.00 | |
| Quincy | 5,654.85 | 1,980.00 | 7,634.85 | | 8,999.25 | 3,960.00 | 12,959.25 | | 9,384.45 | 3,300.00 | 12,684.45 | | 14,958.45 | 6,600.00 | 21,558.45 | |
| St. Cloud | 5,413.00 | 2,413.20 | 7,826.20 | | 7,045.60 | 4,826.40 | 11,872.00 | | 8,997.40 | 4,022.00 | 13,019.40 | | 11,718.40 | 8,044.00 | 19,762.40 | |
| Starke | 5,409.00 | 2,726.40 | 8,135.40 | | 10,809.00 | 5,452.80 | 16,261.80 | | 9,009.00 | 4,544.00 | 13,553.00 | | 18,009.00 | 9,088.00 | 27,097.00 | |
| Tallahassee | 6,867.46 | 2,259.00 | 9,126.46 | | 8,591.86 | 4,518.00 | 13,109.86 | | 11,390.16 | 3,765.00 | 15,155.16 | | 14,390.16 | 7,530.00 | 21,920.16 | |
| Wauchula | 6,635.00 | 300.00 | 6,935.00 | | 10,955.00 | 600.00 | 11,555.00 | | 11,035.00 | 500.00 | 11,535.00 | | 18,235.00 | 1,000.00 | 19,235.00 | |
| Williston | 0.00 | 0.00 | 0.00 | | 0.00 | 0.00 | 0.00 | | 0.00 | 0.00 | 0.00 | | 0.00 | 0.00 | 0.00 | |
| Winter Park | 4,450.61 | 1,442.40 | 5,893.01 | | 7,176.42 | 2,884.80 | 10,061.22 | | 7,254.25 | 2,404.00 | 9,658.25 | | 11,797.28 | 4,808.00 | 16,605.28 | |
| FPL | 5,660.81 | 1,630.80 | 7,291.61 | 8,180.67 | 7,694.21 | 3,261.60 | 11,381.81 | 12,064.72 | 10,001.26 | 2,715.00 | 13,436.26 | 14,242.44 | 12,763.26 | 5,430.00 | 18,913.26 | 20,048.06 |
| FPL-NWFL | 6,121.01 | 1,630.80 | 8,177.81 | 8,668.48 | 8,542.61 | 3,261.60 | 12,230.21 | 12,964.02 | 11,256.26 | 2,715.00 | 14,691.26 | 15,572.74 | 14,018.26 | 5,430.00 | 20,168.26 | 21,378.36 |
| Duke Energy | 5,569.55 | 2,355.00 | 7,924.55 | 8,400.02 | 7,638.35 | 4,710.00 | 12,348.35 | 13,089.25 | 9,455.39 | 3,886.00 | 13,341.39 | 14,141.87 | 12,901.39 | 7,772.00 | 20,673.39 | 21,913.79 |
| Tampa Electric | 5,916.60 | 1,849.80 | 9,145.20 | 9,693.91 | 6,380.40 | 3,699.60 | 11,499.60 | 12,189.58 | 9,839.80 | 3,083.00 | 15,220.80 | 16,134.05 | 10,612.80 | 6,166.00 | 19,144.80 | 20,293.49 |
| FL Public Utilities | 1,886.64 | 4,435.20 | 7,394.04 | 7,837.68 | 2,238.84 | 8,870.40 | 13,253.64 | 14,048.86 | 3,887.06 | 7,176.00 | 13,744.06 | 14,568.70 | 4,160.06 | 14,352.00 | 23,874.06 | 25,306.50 |

Rates for municipal utilities include payments in lieu of taxes, or transfer to the city's general fund, and any applicable storm, conservation, environmental, and other charges generally applicable to customers. Rates for investor-owned utilities include any applicable conservation, capacity, environmental, storm recovery, and other charges or fees generally applicable to customers. Final total columns include average 6% franchise fees for investor-owned utilities.