



## Electric Bill Comparison

July 2024

### Lowest Cost Utilities in Florida

#### **Residential Bills**

---

1,000 kWh	Alachua
1,200 kWh	Alachua
2,500 kWh	Alachua

#### **Commercial Bills**

---

Non-Demand 750 kWh	Alachua
Non-Demand 1,500 kWh	Alachua
30 kW - 6,000 kWh	Mount Dora
40 kW - 10,000 kWh	Mount Dora
75 kW - 15,000 kWh	Mount Dora
75 kW - 30,000 kWh	Mount Dora
150 kW - 30,000 kWh	Mount Dora
150 kW - 60,000 kWh	Mount Dora

#### **Industrial Bills**

---

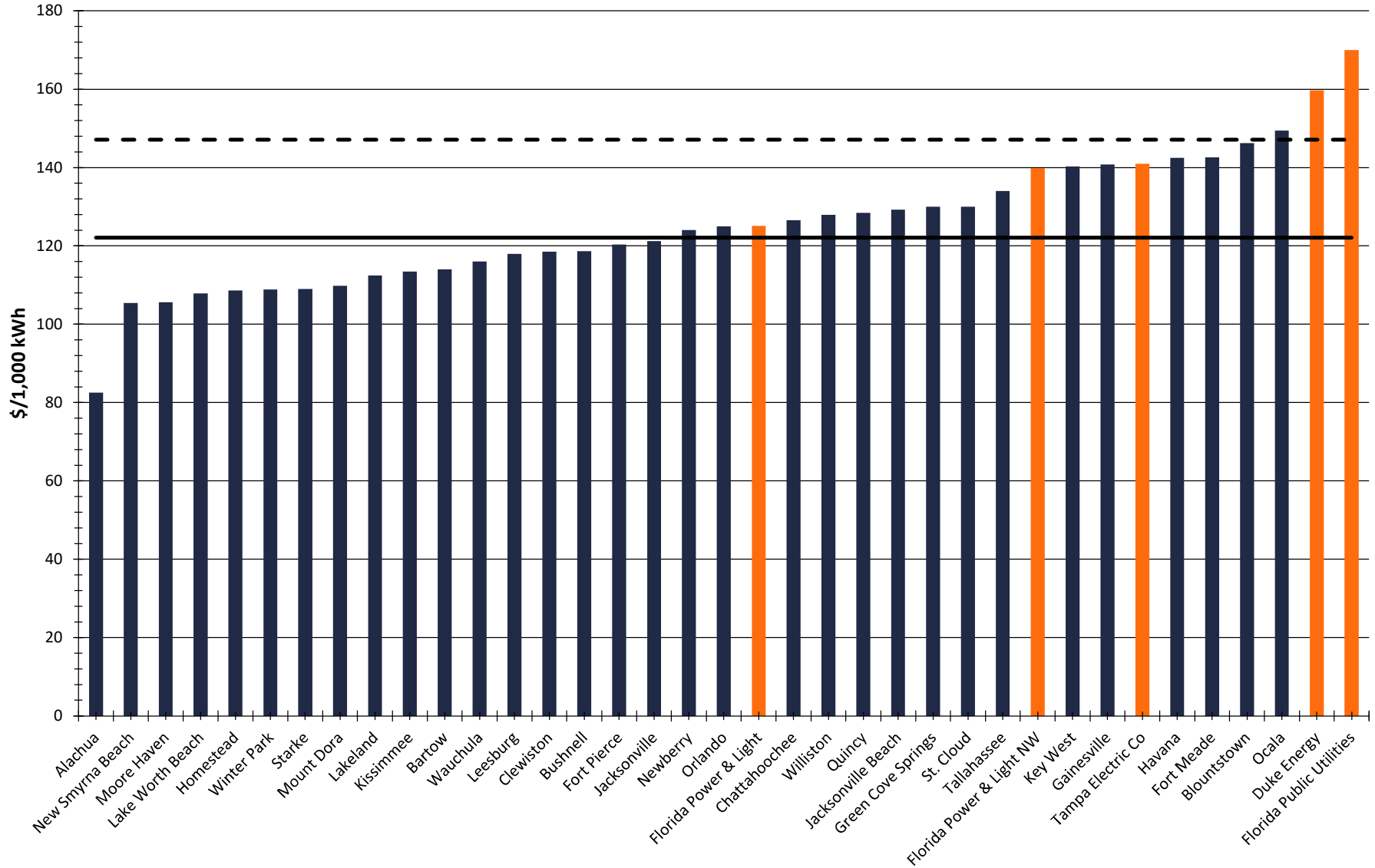
300 kW - 60,000 kWh	Mount Dora
300 kW - 120,000 kWh	Mount Dora
500 kW - 100,000 kWh	Mount Dora
500 kW - 200,000 kWh	Mount Dora

Rates for municipal utilities include payments in lieu of taxes, or transfer to the city's general fund, and any applicable storm, conservation, environmental, and other charges generally applicable to customers. Rates for investor-owned utilities include any applicable conservation, capacity, environmental, storm recovery, and other charges or fees generally applicable to customers. Final total columns include average 6% franchise fees for investor-owned utilities.

# 1,000 kWh Residential Bill Comparison: July 2024

## Municipals & IOUs, Lowest to Highest

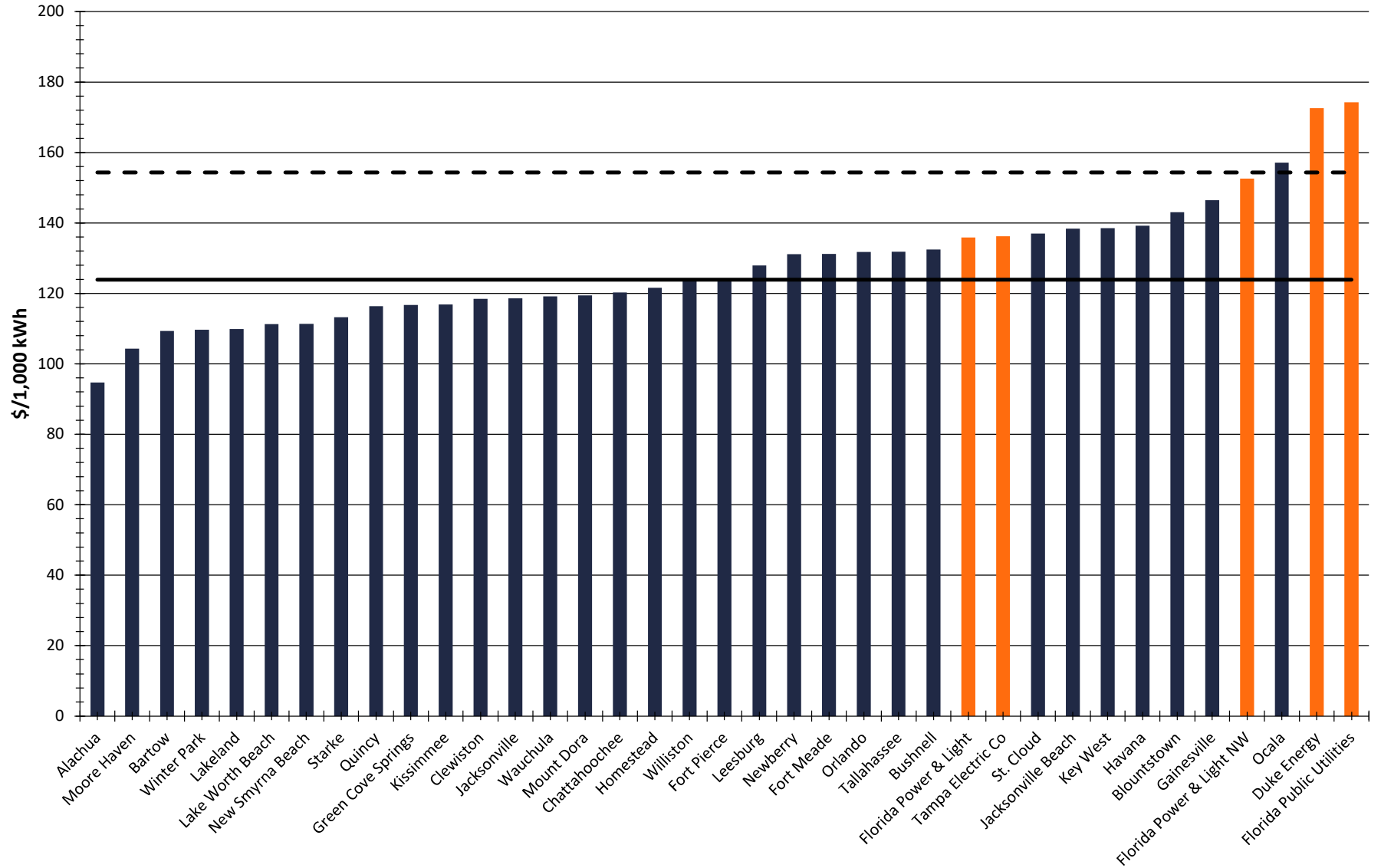
Municipal
  IOU
  Municipal Average = \$122.10
  IOU Average = \$147.14



# 1,000 kWh Residential Bill Comparison: August 2023 - July 2024

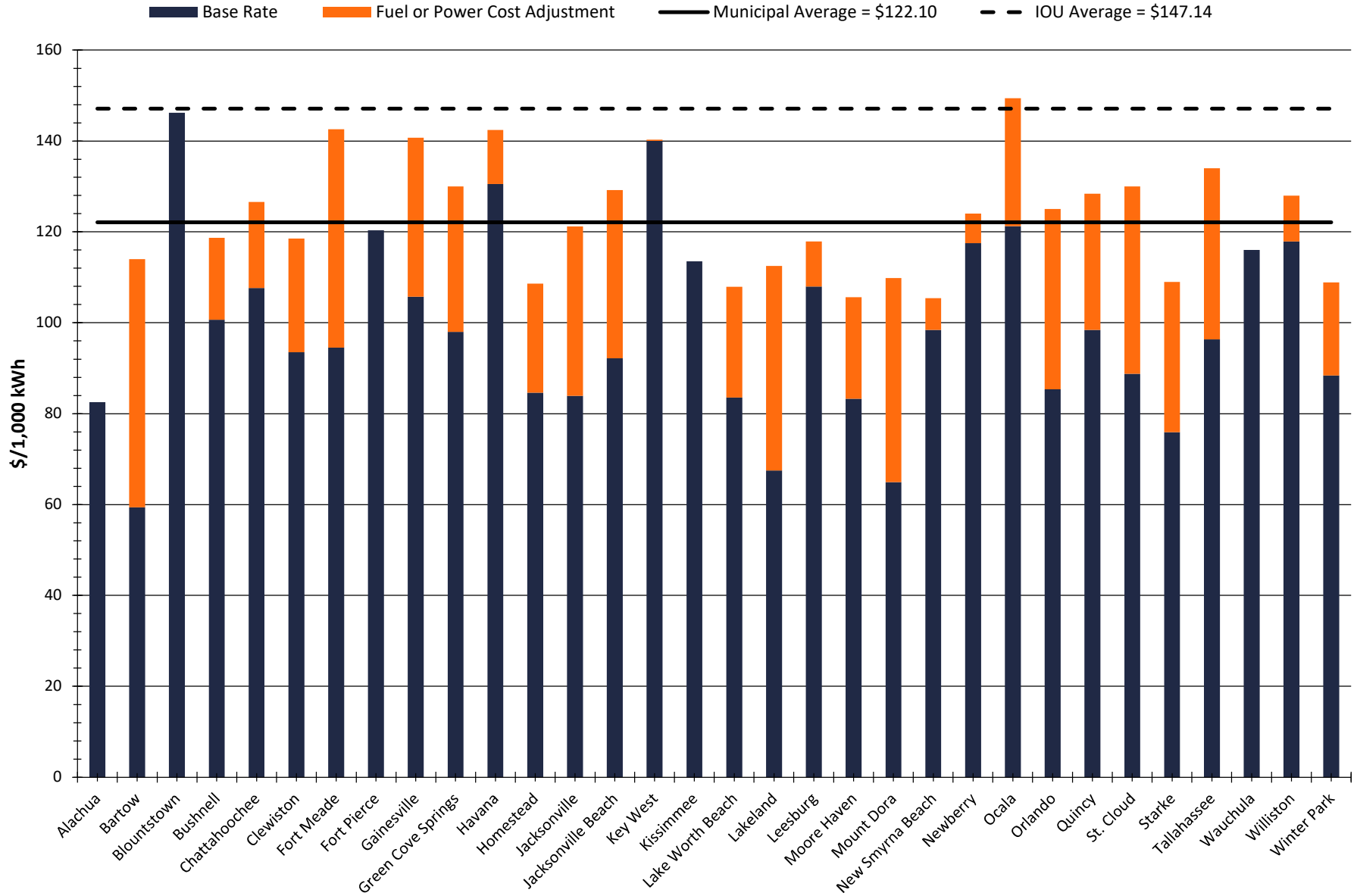
## Municipals & IOUs, Lowest to Highest

Municipal
  IOU
  Municipal Average = \$123.91
  IOU Average = \$154.31



# 1,000 kWh Residential Bill Comparison: July 2024

## Municipals Only, Alphabetical



## Comparison of Electric Rates

July 2024	1,000 kWh - Residential					1,200 kWh - Residential				2,500 kWh - Residential			
Utility	Customer charge	Base rate (includes customer charge)	Fuel or cost adjustment	Total	Total with all environmental, storm, and other fees, including transfer, as applicable**	Base rate (includes customer charge)	Fuel or cost adjustment	Total	Total with all environmental, storm, and other fees, including transfer, as applicable**	Base rate (includes customer charge)	Fuel or cost adjustment	Total	Total with all environmental, storm, and other fees, including transfer, as applicable**
Alachua	9.14	102.54	-20.00	82.54		123.12	-24.00	99.12		257.80	-50.00	207.80	
Bartow	8.70	59.40	54.61	114.01		69.54	65.53	135.07		135.45	136.53	271.98	
Blountstown	5.01	146.25	0.00	146.25		175.50	0.00	175.50		365.23	0.00	365.23	
Bushnell	10.00	100.65	18.00	118.65		118.78	21.60	140.38		236.63	45.00	281.63	
Chattahoochee	10.15	107.65	18.90	126.55		127.15	22.68	149.83		253.90	47.25	301.15	
Clewiston	6.81	93.51	25.00	118.51		110.85	30.00	140.85		223.81	62.50	286.31	
Fort Meade	12.96	94.56	48.00	142.56		112.88	57.60	170.48		231.96	120.00	351.96	
Fort Pierce	7.06	123.37	-3.00	120.37		148.47	-3.60	144.87		311.61	-7.50	304.11	
Gainesville	17.00	105.74	35.00	140.74		128.16	42.00	170.16		273.89	87.50	361.39	
Green Cove Springs	15.00	98.00	32.00	130.00		115.40	38.40	153.80		228.50	80.00	308.50	
Havana	12.60	130.50	11.94	142.44		154.08	14.33	168.41		307.35	29.85	337.20	
Homestead	12.60	84.60	24.00	108.60		99.00	28.80	127.80		192.60	60.00	252.60	
Jacksonville	15.75	83.96	37.26	121.22		97.60	44.71	142.31		186.28	93.15	279.43	
Jacksonville Beach	4.50	92.22	36.99	129.21		109.76	44.39	154.15		223.80	92.48	316.28	
Key West	28.00	140.05	0.25	140.30		162.46	0.30	162.76		308.13	0.63	308.76	
Kissimmee	10.17	144.33	-30.83	113.50		186.34	-37.00	149.34		377.20	-77.08	300.12	
Lake Worth Beach	11.08	83.53	24.38	107.91		102.22	31.26	133.48		223.71	75.95	299.66	
Lakeland	13.50	67.50	45.00	112.50		79.79	54.00	133.79		166.05	112.50	278.55	
Leesburg	15.00	107.94	10.00	117.94		131.04	12.00	143.04		281.18	25.00	306.18	
Moore Haven	9.14	83.30	22.30	105.60		98.26	26.76	125.02		195.50	55.75	251.25	
Mount Dora	11.80	64.95	44.90	109.85		75.58	53.88	129.46		144.68	112.25	256.93	
New Smyrna Beach	8.25	98.41	7.00	105.41		119.55	8.40	127.95		256.96	17.50	274.46	
Newberry	9.93	117.53	6.50	124.03		139.05	7.80	146.85		278.93	16.25	295.18	
Ocala	20.00	121.26	28.15	149.41		141.51	33.78	175.29		273.15	70.38	343.53	
Orlando	17.50	85.33	39.67	125.00		103.90	47.60	151.50		224.57	99.18	323.75	
Quincy	6.00	98.41	30.00	128.41		116.89	36.00	152.89		237.03	75.00	312.03	
St. Cloud	18.20	88.74	41.26	130.00		108.05	49.51	157.56		233.55	103.15	336.70	
Starke	0.00	75.95	33.04	108.99		96.00	39.65	135.65		230.02	82.60	312.62	
Tallahassee	9.40	96.34	37.65	133.99		113.73	45.18	158.91		226.75	94.13	320.88	
Wauchula	16.50	116.00	0.00	116.00		138.40	0.00	138.40		284.00	0.00	284.00	
Williston	11.52	117.85	10.10	127.95		141.42	12.12	153.54		294.62	25.25	319.87	
Winter Park	16.98	88.38	20.48	108.86		107.28	26.58	133.86		230.09	66.20	296.29	
FPL	9.55	85.79	26.70	118.06	125.14	103.03	34.04	143.75	152.38	215.13	81.75	310.81	329.46
FPL-NWFL	9.55	99.62	26.70	131.89	139.80	119.63	34.04	160.35	169.97	249.71	81.75	345.39	366.11
Duke Energy	12.89	106.96	43.72	150.68	159.72	127.57	54.60	182.17	193.10	261.57	125.35	386.92	410.14
Tampa Electric	21.30	87.80	28.50	133.03	141.01	103.40	36.20	159.68	169.26	204.83	86.25	332.92	352.90
FL Public Utilities	16.95	40.68	102.59	160.39	170.01	48.45	125.61	194.60	206.28	98.99	275.23	417.02	442.04

Rates for municipal utilities include payments in lieu of taxes, or transfer to the city's general fund, and any applicable storm, conservation, environmental, and other charges generally applicable to customers. Rates for investor-owned utilities include any applicable conservation, capacity, environmental, storm recovery, and other charges or fees generally applicable to customers. Final total columns include average 6% franchise fees for investor-owned utilities.

Utility	Non-Demand - 750 kWh - Commercial				Non-Demand - 1,500 kWh - Commercial				Demand - 30 KW - 6,000 kWh - Commercial				Demand - 40 KW-10,000 kWh - Commercial			
	Base rate (includes customer charge)	Fuel or cost adjustment	Total	Total with all environmental, storm, and other fees, including transfer, as applicable**	Base rate (includes customer charge)	Fuel or cost adjustment	Total	Total with all environmental, storm, and other fees, including transfer, as applicable**	Base rate (includes customer charge)	Fuel or cost adjustment	Total	Total with all environmental, storm, and other fees, including transfer, as applicable**	Base rate (includes customer charge)	Fuel or cost adjustment	Total	Total with all environmental, storm, and other fees, including transfer, as applicable**
Alachua	85.56	-15.00	70.56		159.43	-30.00	129.43		687.11	-120.00	567.11		1,041.11	-200.00	841.11	
Bartow	56.10	40.96	97.06		103.50	81.92	185.42		431.50	327.66	759.16		612.10	546.10	1,158.20	
Blountstown	122.86	0.00	122.86		245.72	0.00	245.72		0.00	0.00	0.00		0.00	0.00	0.00	
Bushnell	87.90	13.50	101.40		165.79	27.00	192.79		541.70	108.00	649.70		830.70	180.00	1,010.70	
Chattahoochee	90.53	14.18	104.71		169.80	28.15	197.95		0.00	0.00	0.00		0.00	0.00	0.00	
Clewiston	82.83	18.75	101.58		158.35	37.50	195.85		633.20	150.00	783.20		996.00	250.00	1,246.00	
Fort Meade	85.23	36.00	121.23		153.18	72.00	225.18		560.88	288.00	848.88		923.28	480.00	1,403.28	
Fort Pierce	101.35	-2.25	99.10		195.85	-4.50	191.35		818.08	-18.00	800.08		1,253.08	-30.00	1,223.08	
Gainesville	118.86	26.25	145.11		202.70	52.50	255.20		902.70	210.00	1,112.70		1,315.00	350.00	1,665.00	
Green Cove Springs	83.25	24.00	107.25		151.50	48.00	199.50		671.00	192.00	863.00		1,000.00	320.00	1,320.00	
Havana	101.03	8.96	109.99		189.45	17.91	207.36		720.00	71.64	791.64		1,191.60	119.40	1,311.00	
Homestead	74.78	18.00	92.78		134.55	36.00	170.55		578.70	144.00	722.70		870.80	240.00	1,110.80	
Jacksonville	68.07	27.95	96.02		115.14	55.89	171.03		397.56	223.56	621.12		648.60	372.60	1,021.20	
Jacksonville Beach	71.79	27.74	99.53		137.58	55.49	193.07		532.32	221.94	754.26		883.20	369.90	1,253.10	
Key West	135.04	0.19	135.23		232.58	0.38	232.96		978.50	1.50	980.00		1,536.50	2.50	1,539.00	
Kissimmee	120.10	-23.12	96.98		229.11	-46.25	182.86		997.30	-184.98	812.32		1,536.24	-308.30	1,227.94	
Lake Worth Beach	86.36	19.86	106.22		154.88	39.72	194.60		842.10	158.88	1,000.98		3,664.50	264.80	3,929.30	
Lakeland	56.67	33.75	90.42		95.85	67.50	163.35		452.92	270.00	722.92		628.71	450.00	1,078.71	
Leesburg	116.98	7.50	124.48		167.97	15.00	182.97		740.37	60.00	800.37		1,072.81	100.00	1,172.81	
Moore Haven	74.43	16.73	91.16		140.35	33.45	173.80		594.80	133.80	728.60		878.50	223.00	1,101.50	
Mount Dora	51.66	33.68	85.34		91.53	67.35	158.88		265.37	269.40	534.77		359.77	449.00	808.77	
New Smyrna Beach	80.08	5.25	85.33		150.41	10.50	160.91		576.88	42.00	618.88		951.96	70.00	1,021.96	
Newberry	100.09	4.88	104.97		188.66	9.75	198.41		813.90	39.00	852.90		1,218.04	65.00	1,283.04	
Ocala	100.33	21.11	121.44		177.65	42.23	219.88		712.20	168.90	881.10		1,064.00	281.50	1,345.50	
Orlando	76.05	29.75	105.80		131.08	59.51	190.59		543.32	238.02	781.34		764.20	396.70	1,160.90	
Quincy	86.51	22.50	109.01		156.41	45.00	201.41		575.76	180.00	755.76		948.52	300.00	1,248.52	
St. Cloud	79.08	30.95	110.03		136.34	61.89	198.23		565.06	247.56	812.62		794.78	412.60	1,207.38	
Starke	76.50	24.78	101.28		144.00	49.56	193.56		549.00	198.24	747.24		909.00	330.40	1,239.40	
Tallahassee	64.36	28.24	92.60		115.94	56.48	172.42		743.00	225.90	968.90		966.88	376.50	1,343.38	
Wauchula	108.55	0.00	108.55		188.80	0.00	188.80		651.50	0.00	651.50		994.00	0.00	994.00	
Williston	92.19	7.58	99.77		184.38	15.15	199.53		0.00	0.00	0.00		0.00	0.00	0.00	
Winter Park	77.47	18.03	95.50		136.33	36.06	172.39		456.76	144.24	601.00		694.82	240.40	935.22	
FPL	70.63	22.34	96.71	102.51	128.50	44.67	180.66	191.50	558.93	178.68	768.21	814.30	791.41	297.80	1,130.01	1,197.81
FPL-NWFL	82.25	22.34	108.33	114.83	151.74	44.67	203.90	216.13	628.23	178.68	837.51	887.76	903.21	297.80	1,241.81	1,316.32
Duke Energy	88.19	35.03	123.22	130.61	160.37	70.05	230.42	244.25	586.99	280.20	867.19	919.22	849.31	467.00	1,316.31	1,395.29
Tampa Electric	81.47	23.68	118.33	125.43	140.43	47.36	214.16	227.01	494.22	189.42	789.06	836.40	674.00	315.70	1,113.80	1,180.63
FL Public Utilities	49.62	79.78	142.74	151.30	71.40	159.56	257.63	273.09	545.25	602.10	1,240.53	1,314.96	808.95	1,003.50	1,967.75	2,085.82

Rates for municipal utilities include payments in lieu of taxes, or transfer to the city's general fund, and any applicable storm, conservation, environmental, and other charges generally applicable to customers. Rates for investor-owned utilities include any applicable conservation, capacity, environmental, storm recovery, and other charges or fees generally applicable to customers. Final total columns include average 6% franchise fees for investor-owned utilities.

Utility	75 KW - 15,000 KWH - Commercial/Industrial			75 KW - 30,000 KWH - Commercial/Industrial			150 KW - 30,000 KWH - Commercial/Industrial			150 KW - 60,000 KWH - Commercial/Industrial						
	Base rate (includes customer charge)	Fuel or cost adjustment	Total	Total with all environmental, storm, and other fees, including transfer, as applicable**	Base rate (includes customer charge)	Fuel or cost adjustment	Total	Total with all environmental, storm, and other fees, including transfer, as applicable**	Base rate (includes customer charge)	Fuel or cost adjustment	Total	Total with all environmental, storm, and other fees, including transfer, as applicable**	Base rate (includes customer charge)	Fuel or cost adjustment	Total	Total with all environmental, storm, and other fees, including transfer, as applicable**
Alachua	1,649.21	-300.00	1,349.21		2,700.71	-600.00	2,100.71		3,252.71	-600.00	2,652.71		5,355.71	-1,200.00	4,155.71	
Bartow	1,047.10	819.15	1,866.25		1,375.60	1,638.30	3,013.90		2,073.10	1,638.30	3,711.40		2,730.10	3,276.60	6,006.70	
Blountstown	0.00	0.00	0.00		0.00	0.00	0.00		0.00	0.00	0.00		0.00	0.00	0.00	
Bushnell	1,320.20	270.00	1,590.20		2,190.20	540.00	2,730.20		2,617.70	540.00	3,157.70		4,357.70	1,080.00	5,437.70	
Chattahoochee	1,777.50	283.50	2,061.00		3,003.00	567.00	3,570.00		3,279.00	567.00	3,846.00		5,730.00	1,134.00	6,864.00	
Clewiston	1,530.50	375.00	1,905.50		2,756.00	750.00	3,506.00		3,026.00	750.00	3,776.00		5,477.00	1,500.00	6,977.00	
Fort Meade	1,376.28	720.00	2,096.28		2,356.50	1,440.00	3,796.50		3,063.00	1,440.00	4,503.00		4,671.00	2,880.00	7,551.00	
Fort Pierce	1,975.93	-45.00	1,930.93		3,308.68	-90.00	3,218.68		3,905.68	-90.00	3,815.68		6,571.18	-180.00	6,391.18	
Gainesville	2,090.25	525.00	2,615.25		3,203.25	1,050.00	4,253.25		4,069.50	1,050.00	5,119.50		6,295.50	2,100.00	8,395.50	
Green Cove Springs	1,602.50	480.00	2,082.50		2,517.50	960.00	3,477.50		3,155.00	960.00	4,115.00		4,985.00	1,920.00	6,905.00	
Havana	1,781.10	179.10	1,960.20		3,549.60	358.20	3,907.80		3,549.60	358.20	3,907.80		7,086.60	716.40	7,803.00	
Homestead	1,379.25	360.00	1,739.25		2,235.75	720.00	2,955.75		2,713.50	720.00	3,433.50		4,426.50	1,440.00	5,866.50	
Jacksonville	1,314.50	558.90	1,873.40		1,814.00	1,117.80	2,931.80		2,444.00	1,117.80	3,561.80		3,443.00	2,235.60	5,678.60	
Jacksonville Beach	1,744.70	554.85	2,299.55		2,835.65	1,109.70	3,945.35		3,473.15	1,109.70	4,582.85		5,655.05	2,219.40	7,874.45	
Key West	2,515.25	3.75	2,519.00		4,139.00	7.50	4,146.50		5,076.50	7.50	5,084.00		8,324.00	15.00	8,339.00	
Kissimmee	2,409.94	-462.46	1,947.48		4,097.59	-924.90	3,172.69		4,764.34	-924.90	3,839.44		8,139.64	-1,849.80	6,289.84	
Lake Worth Beach	1,900.50	397.20	2,297.70		2,719.50	794.40	3,513.90		3,791.00	794.40	4,585.40		5,302.50	1,588.80	6,891.30	
Lakeland	1,049.81	675.00	1,724.81		1,373.37	1,350.00	2,723.37		2,044.62	1,350.00	3,394.62		2,691.74	2,700.00	5,391.74	
Leesburg	1,802.92	150.00	1,952.92		2,525.33	300.00	2,825.33		3,573.83	300.00	3,873.83		5,018.66	600.00	5,618.66	
Moore Haven	1,436.75	334.50	1,771.25		2,161.25	669.00	2,830.25		2,840.00	669.00	3,509.00		4,289.00	1,338.00	5,627.00	
Mount Dora	623.57	673.50	1,297.07		734.57	1,347.00	2,081.57		1,220.57	1,347.00	2,567.57		1,442.57	2,694.00	4,136.57	
New Smyrna Beach	1,783.40	105.00	1,888.40		2,933.30	210.00	3,143.30		3,533.30	210.00	3,743.30		5,833.10	420.00	6,253.10	
Newberry	1,964.19	97.50	2,061.69		3,078.09	195.00	3,273.09		3,881.34	195.00	4,076.34		6,109.14	390.00	6,499.14	
Ocala	1,695.00	422.25	2,117.25		2,695.50	844.50	3,540.00		3,363.00	844.50	4,207.50		5,349.00	1,689.00	7,038.00	
Orlando	1,310.30	595.05	1,905.35		1,688.60	1,190.10	2,878.70		2,688.60	1,190.10	3,878.70		3,345.20	2,380.20	5,725.40	
Quincy	1,459.05	450.00	1,909.05		2,295.15	900.00	3,195.15		2,857.65	900.00	3,757.65		4,529.85	1,800.00	6,329.85	
St. Cloud	1,362.73	618.90	1,981.63		1,756.18	1,237.80	2,993.98		2,692.18	1,237.80	3,929.98		3,479.08	2,475.60	5,954.68	
Starke	1,395.00	495.60	1,890.60		2,709.00	991.20	3,700.20		2,709.00	991.20	3,700.20		5,409.00	1,982.40	7,391.40	
Tallahassee	1,725.53	564.75	2,290.28		2,142.08	1,129.50	3,271.58		3,363.00	1,129.50	4,492.50		4,196.18	2,259.00	6,455.18	
Wauchula	1,576.25	0.00	1,576.25		2,603.75	0.00	2,603.75		3,147.50	0.00	3,147.50		5,172.50	0.00	5,172.50	
Williston	0.00	0.00	0.00		0.00	0.00	0.00		0.00	0.00	0.00		0.00	0.00	0.00	
Winter Park	1,112.83	360.60	1,473.43		1,804.81	721.20	2,526.01		2,206.29	721.20	2,927.49		3,590.25	1,442.40	5,032.65	
FPL	1,352.01	446.70	1,875.21	1,987.72	1,773.81	893.40	2,743.71	2,908.33	2,673.81	893.40	3,720.21	3,943.42	3,517.41	1,786.80	5,457.21	5,784.64
FPL-NWFL	1,525.26	446.70	2,048.46	2,171.37	2,092.56	893.40	3,062.46	3,246.21	3,020.31	893.40	4,066.71	4,310.71	4,154.91	1,786.80	6,094.71	6,460.39
Duke Energy	1,442.71	700.50	2,143.21	2,271.80	1,983.91	1,401.00	3,384.91	3,588.00	2,868.91	1,401.00	4,269.91	4,526.10	3,951.31	2,802.00	6,753.31	7,158.51
Tampa Electric	1,207.80	473.55	1,909.05	2,023.59	1,318.20	947.10	2,512.95	2,663.73	2,383.20	947.10	3,785.70	4,012.84	2,604.00	1,894.20	4,993.50	5,293.11
FL Public Utilities	1,239.60	1,505.25	2,977.80	3,156.47	2,060.10	3,010.50	5,536.50	5,868.69	2,396.85	3,010.50	5,873.25	6,225.65	4,037.85	6,021.00	10,990.65	11,650.09

Rates for municipal utilities include payments in lieu of taxes, or transfer to the city's general fund, and any applicable storm, conservation, environmental, and other charges generally applicable to customers. Rates for investor-owned utilities include any applicable conservation, capacity, environmental, storm recovery, and other charges or fees generally applicable to customers. Final total columns include average 6% franchise fees for investor-owned utilities.

Utility	300 KW - 60,000 KWH - Commercial/Industrial				300 KW - 120,000 KWH - Commercial/Industrial				500 KW - 100,000 KWH - Commercial/Industrial				500 KW - 200,000 KWH - Commercial/Industrial			
	Base rate (includes customer charge)	Fuel or cost adjustment	Total	Total with all environmental, storm, and other fees, including transfer, as applicable**	Base rate (includes customer charge)	Fuel or cost adjustment	Total	Total with all environmental, storm, and other fees, including transfer, as applicable**	Base rate (includes customer charge)	Fuel or cost adjustment	Total	Total with all environmental, storm, and other fees, including transfer, as applicable**	Base rate (includes customer charge)	Fuel or cost adjustment	Total	Total with all environmental, storm, and other fees, including transfer, as applicable**
Alachua	6,459.71	-1,200.00	5,259.71		10,665.71	-2,400.00	8,265.71		10,735.71	-2,000.00	8,735.71		17,745.71	-4,000.00	13,745.71	
Bartow	4,125.10	3,276.60	7,401.70		5,439.10	6,553.20	11,992.30		6,861.10	5,461.00	12,322.10		9,051.10	10,922.00	19,973.10	
Blountstown	0.00	0.00	0.00		0.00	0.00	0.00		0.00	0.00	0.00		0.00	0.00	0.00	
Bushnell	5,212.70	1,080.00	6,292.70		8,692.70	2,160.00	10,852.70		8,672.70	1,800.00	10,472.70		14,472.70	3,600.00	18,072.70	
Chattahoochee	6,558.00	1,134.00	7,692.00		11,460.00	2,268.00	13,728.00		10,930.00	1,890.00	12,820.00		19,100.00	3,780.00	22,880.00	
Clewiston	6,017.00	1,500.00	7,517.00		10,919.00	3,000.00	13,919.00		10,005.00	2,500.00	12,505.00		18,175.00	5,000.00	23,175.00	
Fort Meade	6,042.00	2,880.00	8,922.00		9,300.00	5,760.00	15,060.00		10,112.00	4,800.00	14,912.00		15,472.00	9,600.00	25,072.00	
Fort Pierce	7,765.18	-180.00	7,585.18		13,096.18	-360.00	12,736.18		12,911.18	-300.00	12,611.18		21,796.18	-600.00	21,196.18	
Gainesville	7,825.56	2,100.00	9,925.56		12,188.52	4,200.00	16,388.52		12,968.60	3,500.00	16,468.60		20,240.20	7,000.00	27,240.20	
Green Cove Springs	6,260.00	1,920.00	8,180.00		9,920.00	3,840.00	13,760.00		10,400.00	3,200.00	13,600.00		16,500.00	6,400.00	22,900.00	
Havana	7,086.60	716.40	7,803.00		14,160.60	1,432.80	15,593.40		11,802.60	1,194.00	12,996.60		23,592.60	2,388.00	25,980.60	
Homestead	5,382.00	1,440.00	6,822.00		8,808.00	2,880.00	11,688.00		8,940.00	2,400.00	11,340.00		14,650.00	4,800.00	19,450.00	
Jacksonville	4,703.00	2,235.60	6,938.60		6,701.00	4,471.20	11,172.20		7,715.00	3,726.00	11,441.00		11,045.00	7,452.00	18,497.00	
Jacksonville Beach	6,930.05	2,219.40	9,149.45		11,293.85	4,438.80	15,732.65		11,539.25	3,699.00	15,238.25		18,812.25	7,398.00	26,210.25	
Key West	10,199.00	15.00	10,214.00		16,694.00	30.00	16,724.00		17,029.00	25.00	17,054.00		27,854.00	50.00	27,904.00	
Kissimmee	9,473.14	-1,849.80	7,623.34		16,223.74	-3,699.60	12,524.14		16,552.12	-3,083.00	13,469.12		26,967.12	-6,166.00	20,801.12	
Lake Worth Beach	7,192.50	1,588.80	8,781.30		10,468.50	3,177.60	13,646.10		11,896.50	2,648.00	14,544.50		17,356.50	5,296.00	22,652.50	
Lakeland	4,034.24	2,700.00	6,734.24		5,328.48	5,400.00	10,728.48		7,491.07	4,500.00	11,991.07		9,212.14	9,000.00	18,212.14	
Leesburg	7,115.66	600.00	7,715.66		10,005.32	1,200.00	11,205.32		12,491.00	1,000.00	13,491.00		16,886.00	2,000.00	18,886.00	
Moore Haven	5,646.50	1,338.00	6,984.50		8,544.50	2,676.00	11,220.50		9,388.50	2,230.00	11,618.50		14,218.50	4,460.00	18,678.50	
Mount Dora	2,414.57	2,694.00	5,108.57		2,858.57	5,388.00	8,246.57		4,006.57	4,490.00	8,496.57		4,746.57	8,980.00	13,726.57	
New Smyrna Beach	6,751.20	420.00	7,171.20		11,057.40	840.00	11,897.40		11,222.00	700.00	11,922.00		18,399.00	1,400.00	19,799.00	
Newberry	7,715.64	390.00	8,105.64		12,171.24	780.00	12,951.24		12,828.04	650.00	13,478.04		20,254.04	1,300.00	21,554.04	
Ocala	6,669.00	1,689.00	8,358.00		10,641.00	3,378.00	14,019.00		11,387.00	2,815.00	14,202.00		17,967.00	5,630.00	23,597.00	
Orlando	5,145.20	2,380.20	7,525.40		6,658.40	4,760.40	11,418.80		8,554.00	3,967.00	12,521.00		11,076.00	7,934.00	19,010.00	
Quincy	5,654.85	1,800.00	7,454.85		8,999.25	3,600.00	12,599.25		9,384.45	3,000.00	12,384.45		14,958.45	6,000.00	20,958.45	
St. Cloud	5,351.08	2,475.60	7,826.68		6,924.88	4,951.20	11,876.08		8,896.28	4,126.00	13,022.28		11,519.28	8,252.00	19,771.28	
Starke	5,409.00	1,982.40	7,391.40		10,809.00	3,964.80	14,773.80		9,009.00	3,304.00	12,313.00		18,009.00	6,608.00	24,617.00	
Tallahassee	6,638.18	2,259.00	8,897.18		8,304.38	4,518.00	12,822.38		10,815.18	3,765.00	14,580.18		13,520.18	7,530.00	21,050.18	
Wauchula	6,200.00	0.00	6,200.00		10,310.00	0.00	10,310.00		10,310.00	0.00	10,310.00		17,160.00	0.00	17,160.00	
Williston	0.00	0.00	0.00		0.00	0.00	0.00		0.00	0.00	0.00		0.00	0.00	0.00	
Winter Park	4,450.61	1,442.40	5,893.01		7,176.42	2,884.80	10,061.22		7,254.25	2,404.00	9,658.25		11,797.28	4,808.00	16,605.28	
FPL	5,317.41	1,786.80	7,104.21	7,854.82	7,004.61	3,573.60	10,884.21	11,537.26	9,443.67	2,976.00	12,919.67	13,694.85	11,658.67	5,952.00	18,110.67	19,197.31
FPL-NWFL	6,010.41	1,786.80	8,103.21	8,589.40	8,279.61	3,573.60	12,159.21	12,888.76	11,323.67	2,976.00	14,799.67	15,687.65	13,538.67	5,952.00	19,990.67	21,190.11
Duke Energy	5,721.31	2,802.00	8,523.31	9,034.71	7,886.11	5,604.00	13,490.11	14,299.52	9,676.75	4,623.00	14,299.75	15,157.74	13,279.75	9,246.00	22,525.75	23,877.30
Tampa Electric	4,734.00	1,894.20	7,539.00	7,991.34	5,175.60	3,788.40	9,954.60	10,551.88	7,868.40	3,157.00	12,543.40	13,296.00	8,604.40	6,314.00	16,569.40	17,563.56
FL Public Utilities	4,711.35	6,021.00	11,664.15	12,364.00	7,993.35	12,042.00	21,898.95	23,212.89	5,907.42	9,772.00	17,133.42	18,161.43	8,447.42	19,544.00	30,899.42	32,753.39

Rates for municipal utilities include payments in lieu of taxes, or transfer to the city's general fund, and any applicable storm, conservation, environmental, and other charges generally applicable to customers. Rates for investor-owned utilities include any applicable conservation, capacity, environmental, storm recovery, and other charges or fees generally applicable to customers. Final total columns include average 6% franchise fees for investor-owned utilities.