



## Electric Bill Comparison

December 2024

### Lowest Cost Utilities in Florida

#### **Residential Bills**

---

1,000 kWh	Alachua
1,200 kWh	Green Cove Springs
2,500 kWh	Green Cove Springs

#### **Commercial Bills**

---

Non-Demand 750 kWh	Alachua
Non-Demand 1,500 kWh	Alachua
30 kW - 6,000 kWh	Mount Dora
40 kW - 10,000 kWh	Mount Dora
75 kW - 15,000 kWh	Mount Dora
75 kW - 30,000 kWh	Mount Dora
150 kW - 30,000 kWh	Mount Dora
150 kW - 60,000 kWh	Mount Dora

#### **Industrial Bills**

---

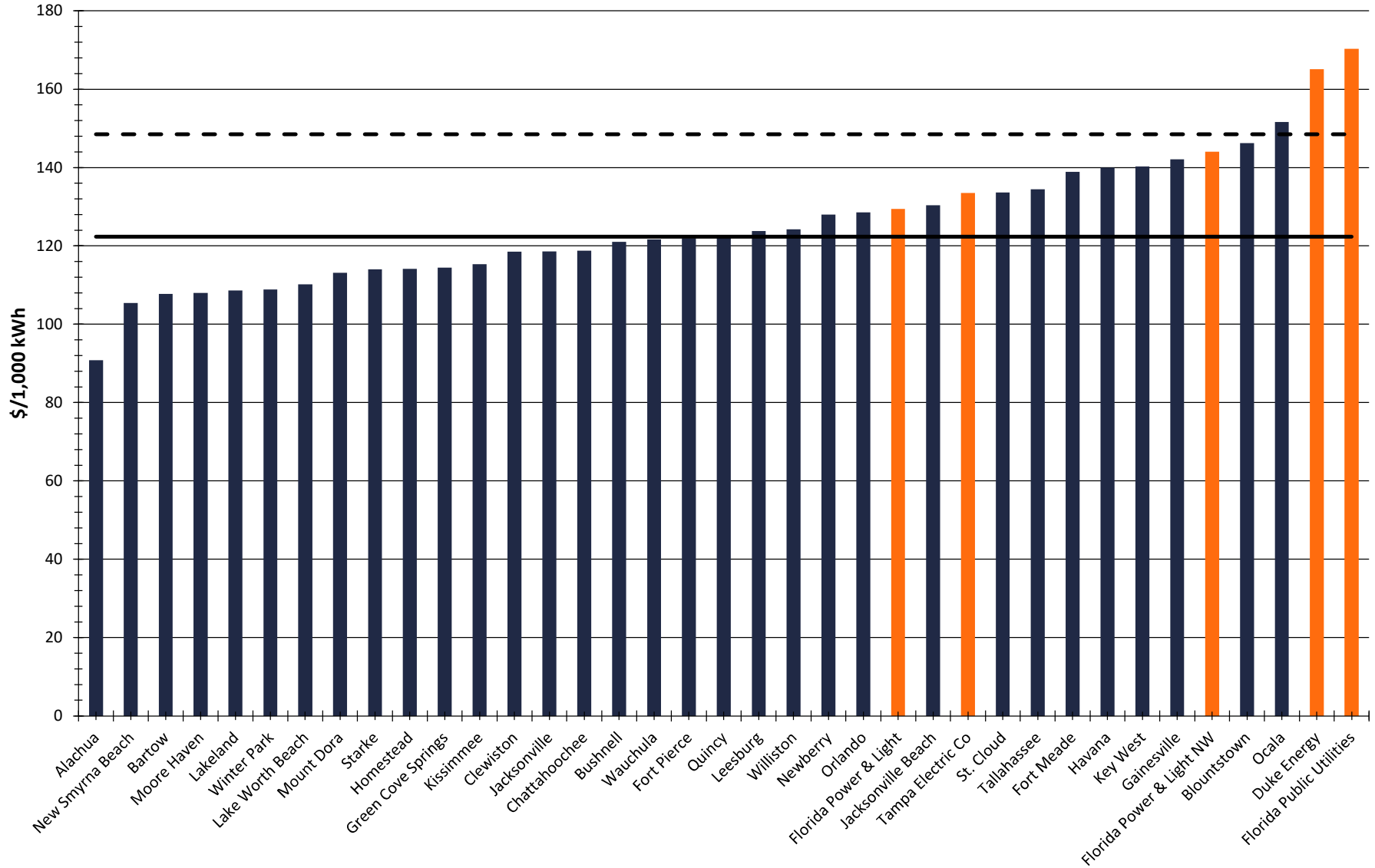
300 kW - 60,000 kWh	Mount Dora
300 kW - 120,000 kWh	Mount Dora
500 kW - 100,000 kWh	Mount Dora
500 kW - 200,000 kWh	Mount Dora

Rates for municipal utilities include payments in lieu of taxes, or transfer to the city's general fund, and any applicable storm, conservation, environmental, and other charges generally applicable to customers. Rates for investor-owned utilities include any applicable conservation, capacity, environmental, storm recovery, and other charges or fees generally applicable to customers. Final total columns include average 6% franchise fees for investor-owned utilities.

# 1,000 kWh Residential Bill Comparison: January 2024 - December 2024

## Municipals & IOUs, Lowest to Highest

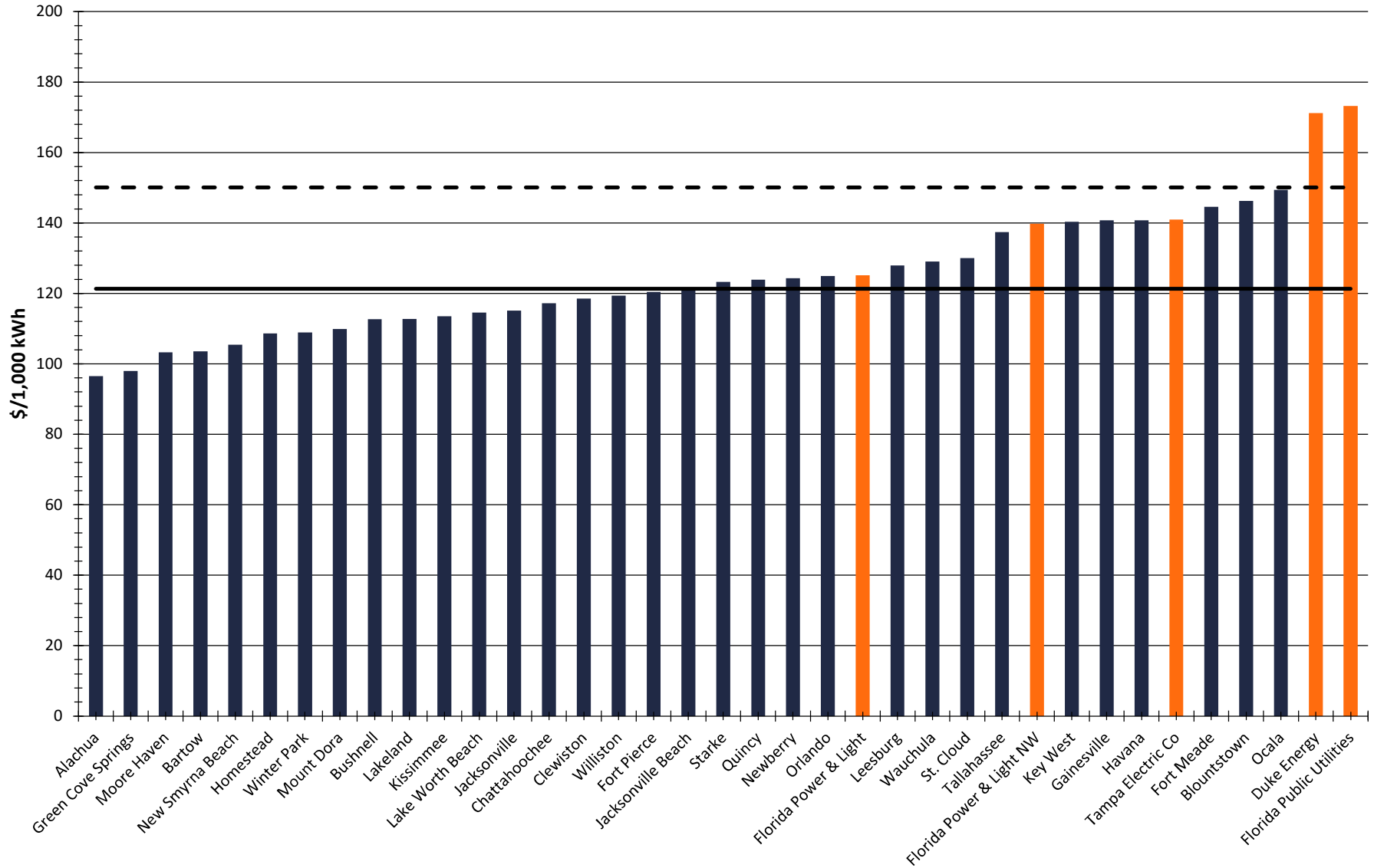
Municipal
  IOU
  Municipal Average = \$122.37
  IOU Average = \$148.47



# 1,000 kWh Residential Bill Comparison: December 2024

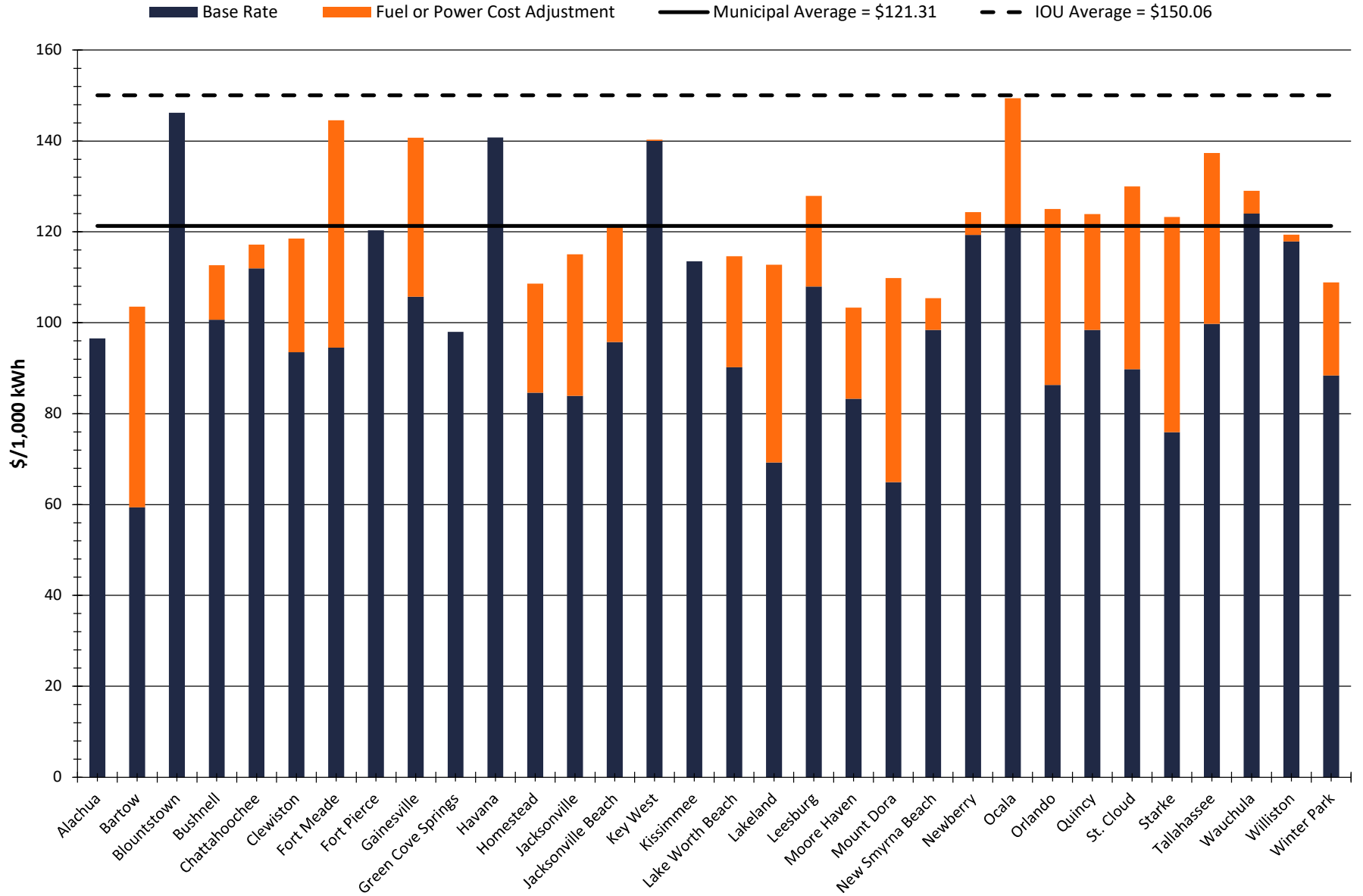
## Municipals & IOUs, Lowest to Highest

Municipal
  IOU
  Municipal Average = \$121.31
  IOU Average = \$150.06



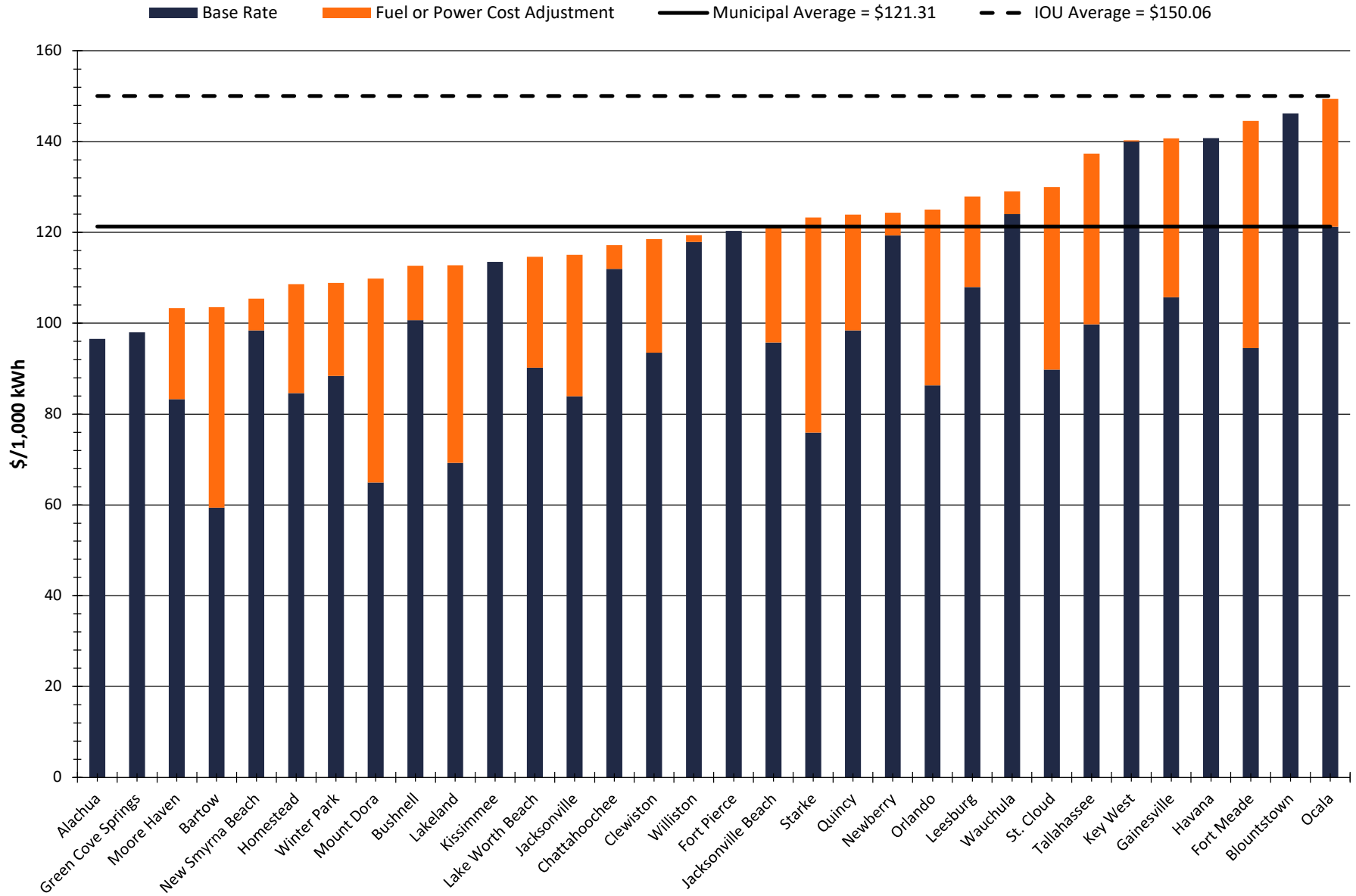
# 1,000 kWh Residential Bill Comparison: December 2024

## Municipals Only, Alphabetical



# 1,000 kWh Residential Bill Comparison: December 2024

## Municipals Only, Lowest to Highest



## Comparison of Electric Rates

December 2024	1,000 kWh - Residential					1,200 kWh - Residential				2,500 kWh - Residential			
	Utility	Customer charge	Base rate (includes customer charge)	Fuel or cost adjustment	Total	Total with all environmental, storm, and other fees, including transfer, as applicable**	Base rate (includes customer charge)	Fuel or cost adjustment	Total	Total with all environmental, storm, and other fees, including transfer, as applicable**	Base rate (includes customer charge)	Fuel or cost adjustment	Total
Alachua	9.14	102.54	-6.00	96.54		123.12	-7.20	115.92		257.80	-15.00	242.80	
Bartow	8.70	59.40	44.14	103.54		69.54	52.97	122.51		135.45	110.35	245.80	
Blountstown	5.01	146.25	0.00	146.25		175.50	0.00	175.50		365.23	0.00	365.23	
Bushnell	10.00	100.65	12.00	112.65		118.78	14.40	133.18		236.63	30.00	266.63	
Chattahoochee	10.55	111.95	5.27	117.22		132.23	6.32	138.55		264.05	13.17	277.22	
Clewiston	6.81	93.51	25.00	118.51		110.85	30.00	140.85		223.81	62.50	286.31	
Fort Meade	12.96	94.56	50.00	144.56		112.88	60.00	172.88		231.96	125.00	356.96	
Fort Pierce	7.06	123.37	-3.00	120.37		148.47	-3.60	144.87		311.61	-7.50	304.11	
Gainesville	17.00	105.73	35.00	140.73		128.15	42.00	170.15		273.88	87.50	361.38	
Green Cove Springs	15.00	98.00	0.00	98.00		115.40	0.00	115.40		228.50	0.00	228.50	
Havana	15.00	141.20	-0.42	140.78		166.44	-0.50	165.94		330.50	-1.05	329.45	
Homestead	12.60	84.60	24.00	108.60		99.00	28.80	127.80		192.60	60.00	252.60	
Jacksonville	15.75	83.96	31.12	115.08		97.60	37.35	134.95		186.28	77.80	264.08	
Jacksonville Beach	4.50	95.74	25.31	121.05		113.99	30.37	144.36		232.60	63.28	295.88	
Key West	28.00	140.05	0.25	140.30		162.46	0.30	162.76		308.13	0.63	308.76	
Kissimmee	10.17	144.33	-30.83	113.50		186.34	-37.00	149.34		377.20	-77.08	300.12	
Lake Worth Beach	11.97	90.22	24.38	114.60		110.41	31.26	141.67		241.62	75.95	317.57	
Lakeland	14.00	69.24	43.50	112.74		81.82	52.20	134.02		170.18	108.75	278.93	
Leesburg	15.00	107.94	20.00	127.94		131.04	24.00	155.04		281.18	50.00	331.18	
Moore Haven	9.14	83.30	20.00	103.30		98.26	24.00	122.26		195.50	50.00	245.50	
Mount Dora	11.80	64.95	44.90	109.85		75.58	53.88	129.46		144.68	112.25	256.93	
New Smyrna Beach	8.25	98.41	7.00	105.41		119.55	8.40	127.95		256.96	17.50	274.46	
Newberry	10.13	119.33	5.00	124.33		141.17	6.00	147.17		283.13	12.50	295.63	
Ocala	20.00	121.26	28.15	149.41		141.51	33.78	175.29		273.15	70.38	343.53	
Orlando	18.50	86.33	38.67	125.00		104.90	46.40	151.30		225.58	96.68	322.26	
Quincy	6.00	98.41	25.50	123.91		116.89	30.60	147.49		237.03	63.75	300.78	
St. Cloud	19.24	89.78	40.22	130.00		109.09	48.26	157.35		234.59	100.55	335.14	
Starke	0.00	75.95	47.33	123.28		96.00	56.80	152.80		230.02	118.33	348.35	
Tallahassee	9.73	99.73	37.65	137.38		117.73	45.18	162.91		234.73	94.13	328.86	
Wauchula	18.00	124.00	5.00	129.00		148.20	6.00	154.20		305.50	12.50	318.00	
Williston	12.32	117.85	1.50	119.35		141.42	1.80	143.22		294.62	3.75	298.37	
Winter Park	16.98	88.38	20.48	108.86		107.28	26.58	133.86		230.09	66.20	296.29	
FPL	9.55	85.79	26.70	118.06	125.14	103.03	34.04	143.75	152.38	215.13	81.75	310.81	329.46
FPL-NWFL	9.55	99.62	26.70	131.89	139.80	119.63	34.04	160.35	169.97	249.71	81.75	345.39	366.11
Duke Energy	12.89	117.76	43.72	161.48	171.17	141.07	54.60	195.67	207.41	292.60	125.35	417.95	443.03
Tampa Electric	21.30	87.80	28.50	133.03	141.01	103.40	36.20	159.68	169.26	204.83	86.25	332.92	352.90
FL Public Utilities	16.95	43.68	102.59	163.39	173.19	52.03	125.61	198.18	210.07	106.29	275.23	424.32	449.78

Rates for municipal utilities include payments in lieu of taxes, or transfer to the city's general fund, and any applicable storm, conservation, environmental, and other charges generally applicable to customers. Rates for investor-owned utilities include any applicable conservation, capacity, environmental, storm recovery, and other charges or fees generally applicable to customers. Final total columns include average 6% franchise fees for investor-owned utilities.

Utility	Non-Demand - 750 kWh - Commercial				Non-Demand - 1,500 kWh - Commercial				Demand - 30 KW - 6,000 kWh - Commercial				Demand - 40 KW-10,000 kWh - Commercial			
	Base rate (includes customer charge)	Fuel or cost adjustment	Total	Total with all environmental, storm, and other fees, including transfer, as applicable**	Base rate (includes customer charge)	Fuel or cost adjustment	Total	Total with all environmental, storm, and other fees, including transfer, as applicable**	Base rate (includes customer charge)	Fuel or cost adjustment	Total	Total with all environmental, storm, and other fees, including transfer, as applicable**	Base rate (includes customer charge)	Fuel or cost adjustment	Total	Total with all environmental, storm, and other fees, including transfer, as applicable**
Alachua	85.56	-4.50	81.06		159.43	-9.00	150.43		687.11	-36.00	651.11		1,041.11	-60.00	981.11	
Bartow	56.10	33.11	89.21		103.50	66.21	169.71		431.50	264.84	696.34		612.10	441.40	1,053.50	
Blountstown	122.86	0.00	122.86		245.72	0.00	245.72		0.00	0.00	0.00		0.00	0.00	0.00	
Bushnell	87.90	9.00	96.90		165.79	18.00	183.79		541.70	72.00	613.70		830.70	120.00	950.70	
Chattahoochee	94.13	3.95	98.08		176.55	7.90	184.45		0.00	0.00	0.00		0.00	0.00	0.00	
Clewiston	82.83	18.75	101.58		158.35	37.50	195.85		633.20	150.00	783.20		996.00	250.00	1,246.00	
Fort Meade	85.23	37.50	122.73		153.18	75.00	228.18		560.88	300.00	860.88		923.28	500.00	1,423.28	
Fort Pierce	101.35	-2.25	99.10		195.85	-4.50	191.35		818.08	-18.00	800.08		1,253.08	-30.00	1,223.08	
Gainesville	118.86	26.25	145.11		202.70	52.50	255.20		902.70	210.00	1,112.70		1,315.00	350.00	1,665.00	
Green Cove Springs	83.25	0.00	83.25		151.50	0.00	151.50		671.00	0.00	671.00		1,000.00	0.00	1,000.00	
Havana	109.65	-0.32	109.33		204.30	-0.63	203.67		772.20	-2.52	769.68		1,277.00	-4.20	1,272.80	
Homestead	74.78	18.00	92.78		134.55	36.00	170.55		578.70	144.00	722.70		870.80	240.00	1,110.80	
Jacksonville	68.07	23.34	91.41		115.14	46.68	161.82		397.56	186.72	584.28		648.60	311.20	959.80	
Jacksonville Beach	74.43	18.98	93.41		142.86	37.97	180.83		553.44	151.86	705.30		918.40	253.10	1,171.50	
Key West	135.04	0.19	135.23		232.58	0.38	232.96		978.50	1.50	980.00		1,536.50	2.50	1,539.00	
Kissimmee	120.10	-23.12	96.98		229.11	-46.25	182.86		997.30	-184.98	812.32		1,536.24	-308.30	1,227.94	
Lake Worth Beach	93.28	19.86	113.14		167.27	39.72	206.99		909.54	158.88	1,068.42		1,281.52	264.80	1,546.32	
Lakeland	57.08	32.63	89.71		98.16	65.25	163.41		464.06	261.00	725.06		643.47	435.00	1,078.47	
Leesburg	116.98	15.00	131.98		167.97	30.00	197.97		740.37	120.00	860.37		1,072.81	200.00	1,272.81	
Moore Haven	74.43	15.00	89.43		140.35	30.00	170.35		594.80	120.00	714.80		878.50	200.00	1,078.50	
Mount Dora	51.66	33.68	85.34		91.53	67.35	158.88		265.37	269.40	534.77		359.77	449.00	808.77	
New Smyrna Beach	80.08	5.25	85.33		150.41	10.50	160.91		576.88	42.00	618.88		951.96	70.00	1,021.96	
Newberry	101.61	3.75	105.36		191.53	7.50	199.03		826.25	30.00	856.25		1,236.55	50.00	1,286.55	
Ocala	100.33	21.11	121.44		177.65	42.23	219.88		712.20	168.90	881.10		1,064.00	281.50	1,345.50	
Orlando	77.88	29.00	106.88		133.02	58.01	191.03		463.81	232.02	695.83		757.85	386.70	1,144.55	
Quincy	86.51	19.13	105.64		156.41	38.25	194.66		575.76	153.00	728.76		948.52	255.00	1,203.52	
St. Cloud	81.00	30.17	111.17		138.34	60.33	198.67		482.36	241.32	723.68		788.16	402.20	1,190.36	
Starke	76.50	35.50	112.00		144.00	71.00	215.00		549.00	283.98	832.98		909.00	473.30	1,382.30	
Tallahassee	66.60	28.24	94.84		119.98	56.48	176.46		768.70	225.90	994.60		1,052.06	376.50	1,428.56	
Wauchula	120.75	3.75	124.50		211.50	7.50	219.00		695.00	30.00	725.00		1,059.00	50.00	1,109.00	
Williston	92.19	1.13	93.32		184.38	2.25	186.63		0.00	0.00	0.00		0.00	0.00	0.00	
Winter Park	77.47	18.03	95.50		136.33	36.06	172.39		456.76	144.24	601.00		694.82	240.40	935.22	
FPL	70.63	22.34	96.71	102.51	128.50	44.67	180.66	191.50	558.93	178.68	768.21	814.30	791.41	297.80	1,130.01	1,197.81
FPL-NWFL	82.25	22.34	108.33	114.83	151.74	44.67	203.90	216.13	628.23	178.68	837.51	887.76	903.21	297.80	1,241.81	1,316.32
Duke Energy	88.14	35.03	123.17	130.56	160.26	70.05	230.31	244.13	587.05	280.20	867.25	919.29	849.41	467.00	1,316.41	1,395.39
Tampa Electric	81.47	23.68	118.33	125.43	140.43	47.36	214.16	227.01	494.22	189.42	789.06	836.40	674.00	315.70	1,113.80	1,180.63
FL Public Utilities	53.30	79.78	146.42	155.21	76.68	159.56	262.91	278.68	268.26	602.10	963.54	1,021.35	339.94	1,003.50	1,498.74	1,588.66

Rates for municipal utilities include payments in lieu of taxes, or transfer to the city's general fund, and any applicable storm, conservation, environmental, and other charges generally applicable to customers. Rates for investor-owned utilities include any applicable conservation, capacity, environmental, storm recovery, and other charges or fees generally applicable to customers. Final total columns include average 6% franchise fees for investor-owned utilities.

Utility	75 KW - 15,000 KWH - Commercial/Industrial				75 KW - 30,000 KWH - Commercial/Industrial				150 KW - 30,000 KWH - Commercial/Industrial				150 KW - 60,000 KWH - Commercial/Industrial			
	Base rate (includes customer charge)	Fuel or cost adjustment	Total	Total with all environmental, storm, and other fees, including transfer, as applicable**	Base rate (includes customer charge)	Fuel or cost adjustment	Total	Total with all environmental, storm, and other fees, including transfer, as applicable**	Base rate (includes customer charge)	Fuel or cost adjustment	Total	Total with all environmental, storm, and other fees, including transfer, as applicable**	Base rate (includes customer charge)	Fuel or cost adjustment	Total	Total with all environmental, storm, and other fees, including transfer, as applicable**
Alachua	1,649.21	-90.00	1,559.21		2,700.71	-180.00	2,520.71		3,252.71	-180.00	3,072.71		5,355.71	-360.00	4,995.71	
Bartow	1,047.10	662.10	1,709.20		1,375.60	1,324.20	2,699.80		2,073.10	1,324.20	3,397.30		2,730.10	2,648.40	5,378.50	
Blountstown	0.00	0.00	0.00		0.00	0.00	0.00		0.00	0.00	0.00		0.00	0.00	0.00	
Bushnell	1,320.20	180.00	1,500.20		2,190.20	360.00	2,550.20		2,617.70	360.00	2,977.70		4,357.70	720.00	5,077.70	
Chattahoochee	1,777.50	79.04	1,856.54		3,003.00	158.07	3,161.07		3,279.00	158.07	3,437.07		5,730.00	316.14	6,046.14	
Clewiston	1,530.50	375.00	1,905.50		2,756.00	750.00	3,506.00		3,026.00	750.00	3,776.00		5,477.00	1,500.00	6,977.00	
Fort Meade	1,376.28	750.00	2,126.28		2,356.50	1,500.00	3,856.50		3,063.00	1,500.00	4,563.00		4,671.00	3,000.00	7,671.00	
Fort Pierce	1,975.93	-45.00	1,930.93		3,308.68	-90.00	3,218.68		3,905.68	-90.00	3,815.68		6,571.18	-180.00	6,391.18	
Gainesville	2,090.25	525.00	2,615.25		3,203.25	1,050.00	4,253.25		4,069.50	1,050.00	5,119.50		6,295.50	2,100.00	8,395.50	
Green Cove Springs	1,602.50	0.00	1,602.50		2,517.50	0.00	2,517.50		3,155.00	0.00	3,155.00		4,985.00	0.00	4,985.00	
Havana	1,908.00	-6.30	1,901.70		3,801.00	-12.60	3,788.40		3,801.00	-12.60	3,788.40		7,587.00	-25.20	7,561.80	
Homestead	1,379.25	360.00	1,739.25		2,235.75	720.00	2,955.75		2,713.50	720.00	3,433.50		4,426.50	1,440.00	5,866.50	
Jacksonville	1,314.50	466.80	1,781.30		1,814.00	933.60	2,747.60		2,444.00	933.60	3,377.60		3,443.00	1,867.20	5,310.20	
Jacksonville Beach	1,788.20	379.65	2,167.85		2,922.65	759.30	3,681.95		3,560.15	759.30	4,319.45		5,829.05	1,518.60	7,347.65	
Key West	2,515.25	3.75	2,519.00		4,139.00	7.50	4,146.50		5,076.50	7.50	5,084.00		8,324.00	15.00	8,339.00	
Kissimmee	2,409.94	-462.45	1,947.49		4,097.59	-924.90	3,172.69		4,764.34	-924.90	3,839.44		8,139.64	-1,849.80	6,289.84	
Lake Worth Beach	2,052.72	397.20	2,449.92		2,937.27	794.40	3,731.67		3,958.02	794.40	4,752.42		5,727.12	1,588.80	7,315.92	
Lakeland	1,075.40	652.50	1,727.90		1,402.05	1,305.00	2,707.05		2,094.30	1,305.00	3,399.30		2,747.60	2,610.00	5,357.60	
Leesburg	1,802.92	300.00	2,102.92		2,525.33	600.00	3,125.33		3,573.83	600.00	4,173.83		5,018.66	1,200.00	6,218.66	
Moore Haven	1,436.75	300.00	1,736.75		2,161.25	600.00	2,761.25		2,840.00	600.00	3,440.00		4,289.00	1,200.00	5,489.00	
Mount Dora	623.57	673.50	1,297.07		734.57	1,347.00	2,081.57		1,220.57	1,347.00	2,567.57		1,442.57	2,694.00	4,136.57	
New Smyrna Beach	1,783.40	105.00	1,888.40		2,933.30	210.00	3,143.30		3,533.30	210.00	3,743.30		5,833.10	420.00	6,253.10	
Newberry	1,994.00	75.00	2,069.00		3,125.00	150.00	3,275.00		3,940.25	150.00	4,090.25		6,202.25	300.00	6,502.25	
Ocala	1,695.00	422.25	2,117.25		2,695.50	844.50	3,540.00		3,363.00	844.50	4,207.50		5,349.00	1,689.00	7,038.00	
Orlando	1,327.40	580.05	1,907.45		1,719.80	1,160.10	2,879.90		2,619.80	1,160.10	3,779.90		3,404.60	2,320.20	5,724.80	
Quincy	1,459.05	382.50	1,841.55		2,295.15	765.00	3,060.15		2,857.65	765.00	3,622.65		4,529.85	1,530.00	6,059.85	
St. Cloud	1,380.55	603.30	1,983.85		1,788.70	1,206.60	2,995.30		2,724.70	1,206.60	3,931.30		3,541.00	2,413.20	5,954.20	
Starke	1,395.00	709.95	2,104.95		2,709.00	1,419.90	4,128.90		2,709.00	1,419.90	4,128.90		5,409.00	2,839.80	8,248.80	
Tallahassee	1,785.16	564.75	2,349.91		2,216.26	1,129.50	3,345.76		3,479.26	1,129.50	4,608.76		4,341.06	2,259.00	6,600.06	
Wauchula	1,685.00	75.00	1,760.00		2,765.00	150.00	2,915.00		23,090.00	150.00	23,240.00		44,375.00	300.00	44,675.00	
Williston	0.00	0.00	0.00		0.00	0.00	0.00		0.00	0.00	0.00		0.00	0.00	0.00	
Winter Park	1,112.83	360.60	1,473.43		1,804.81	721.20	2,526.01		2,206.29	721.20	2,927.49		3,590.25	1,442.40	5,032.65	
FPL	1,352.01	446.70	1,875.21	1,987.72	1,773.81	893.40	2,743.71	2,908.33	2,673.81	893.40	3,720.21	3,943.42	3,517.41	1,786.80	5,457.21	5,784.64
FPL-NWFL	1,525.26	446.70	2,048.46	2,171.37	2,092.56	893.40	3,062.46	3,246.21	3,020.31	893.40	4,066.71	4,310.71	4,154.91	1,786.80	6,094.71	6,460.39
Duke Energy	1,442.86	700.50	2,143.36	2,271.96	1,984.21	1,401.00	3,385.21	3,588.32	2,869.21	1,401.00	4,270.21	4,526.42	3,951.91	2,802.00	6,753.91	7,159.14
Tampa Electric	1,207.80	473.55	1,909.05	2,023.59	1,318.20	947.10	2,512.95	2,663.73	2,383.20	947.10	3,785.70	4,012.84	2,604.00	1,894.20	4,993.50	5,293.11
FL Public Utilities	537.99	1,505.25	2,276.19	2,412.76	626.04	3,010.50	4,102.44	4,348.59	987.54	3,010.50	4,463.94	4,731.78	1,163.64	6,021.00	8,116.44	8,603.43

Rates for municipal utilities include payments in lieu of taxes, or transfer to the city's general fund, and any applicable storm, conservation, environmental, and other charges generally applicable to customers. Rates for investor-owned utilities include any applicable conservation, capacity, environmental, storm recovery, and other charges or fees generally applicable to customers. Final total columns include average 6% franchise fees for investor-owned utilities.

Utility	300 KW - 60,000 KWH - Commercial/Industrial			Total with all environmental, storm, and other fees, including transfer, as applicable**	300 KW - 120,000 KWH - Commercial/Industrial			Total with all environmental, storm, and other fees, including transfer, as applicable**	500 KW - 100,000 KWH - Commercial/Industrial			Total with all environmental, storm, and other fees, including transfer, as applicable**	500 KW - 200,000 KWH - Commercial/Industrial			Total with all environmental, storm, and other fees, including transfer, as applicable**
	Base rate (includes customer charge)	Fuel or cost adjustment	Total		Base rate (includes customer charge)	Fuel or cost adjustment	Total		Base rate (includes customer charge)	Fuel or cost adjustment	Total		Base rate (includes customer charge)	Fuel or cost adjustment	Total	
Alachua	6,459.71	-360.00	6,099.71	7,854.82	10,665.71	-720.00	9,945.71	11,537.26	10,735.71	-600.00	10,135.71	13,694.85	17,745.71	-1,200.00	16,545.71	19,197.31
Bartow	4,125.10	2,648.40	6,773.50		5,439.10	5,296.80	10,735.90		6,861.10	4,414.00	11,275.10		9,051.10	8,828.00	17,879.10	
Blountstown	0.00	0.00	0.00		0.00	0.00	0.00		0.00	0.00	0.00		0.00	0.00	0.00	
Bushnell	5,212.70	720.00	5,932.70		8,692.70	1,440.00	10,132.70		8,672.70	1,200.00	9,872.70		14,472.70	2,400.00	16,872.70	
Chattahoochee	6,558.00	316.14	6,874.14		11,460.00	632.28	12,092.28		10,930.00	526.90	11,456.90		19,100.00	1,053.80	20,153.80	
Clewiston	6,017.00	1,500.00	7,517.00		10,919.00	3,000.00	13,919.00		10,005.00	2,500.00	12,505.00		18,175.00	5,000.00	23,175.00	
Fort Meade	6,042.00	3,000.00	9,042.00		9,300.00	6,000.00	15,300.00		10,112.00	5,000.00	15,112.00		15,742.00	10,000.00	25,742.00	
Fort Pierce	7,765.18	-180.00	7,585.18		13,096.18	-360.00	12,736.18		12,911.18	-300.00	12,611.18		21,796.18	-600.00	21,196.18	
Gainesville	7,825.56	2,100.00	9,925.56		12,188.52	4,200.00	16,388.52		12,968.60	3,500.00	16,468.60		20,240.20	7,000.00	27,240.20	
Green Cove Springs	6,260.00	0.00	6,260.00		9,920.00	0.00	9,920.00		10,400.00	0.00	10,400.00		16,500.00	0.00	16,500.00	
Havana	7,587.00	-25.20	7,561.80		15,159.00	-50.40	15,108.60		12,635.00	-42.00	12,593.00		25,255.00	-84.00	25,171.00	
Homestead	5,382.00	1,440.00	6,822.00		8,808.00	2,880.00	11,688.00		8,940.00	2,400.00	11,340.00		14,650.00	4,800.00	19,450.00	
Jacksonville	4,703.00	1,867.20	6,570.20		6,701.00	3,734.40	10,435.40		7,715.00	3,112.00	10,827.00		11,045.00	6,224.00	17,269.00	
Jacksonville Beach	7,104.05	1,518.60	8,622.65		11,641.85	3,037.20	14,679.05		11,829.25	2,531.00	14,360.25		19,392.25	5,062.00	24,454.25	
Key West	10,199.00	15.00	10,214.00		16,694.00	30.00	16,724.00		17,029.00	25.00	17,054.00		27,854.00	50.00	27,904.00	
Kissimmee	9,473.14	-1,849.80	7,623.34		16,223.74	-3,699.60	12,524.14		16,552.12	-3,083.00	13,469.12		26,967.12	-6,166.00	20,801.12	
Lake Worth Beach	7,768.62	1,588.80	9,357.42		11,306.82	3,177.60	14,484.42		12,849.42	2,648.00	15,497.42		18,746.42	5,296.00	24,042.42	
Lakeland	4,132.10	2,610.00	6,742.10		5,438.69	5,220.00	10,658.69		7,666.66	4,350.00	12,016.66		9,383.32	8,700.00	18,083.32	
Leesburg	7,115.66	1,200.00	8,315.66		10,005.32	2,400.00	12,405.32		12,491.00	2,000.00	14,491.00		16,886.00	4,000.00	20,886.00	
Moore Haven	5,646.50	1,200.00	6,846.50		8,544.50	2,400.00	10,944.50		9,388.50	2,000.00	11,388.50		14,218.50	4,000.00	18,218.50	
Mount Dora	2,414.57	2,694.00	5,108.57		2,858.57	5,388.00	8,246.57		4,006.57	4,490.00	8,496.57		4,746.57	8,980.00	13,726.57	
New Smyrna Beach	6,751.20	420.00	7,171.20		11,057.40	840.00	11,897.40		11,222.00	700.00	11,922.00		18,399.00	1,400.00	19,799.00	
Newberry	7,832.75	300.00	8,132.75		12,356.75	600.00	12,956.75		13,022.75	500.00	13,522.75		20,562.75	1,000.00	21,562.75	
Ocala	6,669.00	1,689.00	8,358.00		10,641.00	3,378.00	14,019.00		11,387.00	2,815.00	14,202.00		17,967.00	5,630.00	23,597.00	
Orlando	5,204.60	2,320.20	7,524.80		6,774.20	4,640.40	11,414.60		8,651.00	3,867.00	12,518.00		11,267.00	7,734.00	19,001.00	
Quincy	5,654.85	1,530.00	7,184.85		8,999.25	3,060.00	12,059.25		9,384.45	2,550.00	11,934.45		14,958.45	5,100.00	20,058.45	
St. Cloud	5,413.00	2,413.20	7,826.20		7,045.60	4,826.40	11,872.00		8,997.40	4,022.00	13,019.40		11,718.40	8,044.00	19,762.40	
Starke	5,409.00	2,839.80	8,248.80		10,809.00	5,679.60	16,488.60		9,009.00	4,733.00	13,742.00		18,009.00	9,466.00	27,475.00	
Tallahassee	6,867.46	2,259.00	9,126.46		8,591.86	4,518.00	13,109.86		11,390.16	3,765.00	15,155.16		14,390.16	7,530.00	21,920.16	
Wauchula	6,635.00	300.00	6,935.00		10,955.00	600.00	11,555.00		11,035.00	500.00	11,535.00		18,235.00	1,000.00	19,235.00	
Williston	0.00	0.00	0.00		0.00	0.00	0.00		0.00	0.00	0.00		0.00	0.00	0.00	
Winter Park	4,450.61	1,442.40	5,893.01	7,176.42	2,884.80	10,061.22	7,254.25	2,404.00	9,658.25	11,797.28	4,808.00	16,605.28				
FPL	5,317.41	1,786.80	7,410.21	8,589.40	7,004.61	3,573.60	10,884.21	11,537.26	9,443.67	2,976.00	12,919.67	13,694.85	11,658.67	5,952.00	18,110.67	19,197.31
FPL-NWFL	6,010.41	1,786.80	8,103.21	8,589.40	8,279.61	3,573.60	12,159.21	12,888.76	11,323.67	2,976.00	14,799.67	15,687.65	13,538.67	5,952.00	19,990.67	21,190.11
Duke Energy	5,721.91	2,802.00	8,523.91	9,035.34	7,887.31	5,604.00	13,491.31	14,300.79	9,677.75	4,623.00	14,300.75	15,158.80	13,281.75	9,246.00	22,527.75	23,879.42
Tampa Electric	4,734.00	1,894.20	7,539.00	7,991.34	5,175.60	3,788.40	9,954.60	10,551.88	7,868.40	3,157.00	12,543.40	13,296.00	8,604.40	6,314.00	16,569.40	17,563.56
FL Public Utilities	1,886.64	6,021.00	8,399.44	9,369.81	2,238.84	12,042.00	16,144.44	17,113.11	3,887.06	9,772.00	15,113.06	16,019.84	4,160.06	19,544.00	26,612.06	28,208.78

Rates for municipal utilities include payments in lieu of taxes, or transfer to the city's general fund, and any applicable storm, conservation, environmental, and other charges generally applicable to customers. Rates for investor-owned utilities include any applicable conservation, capacity, environmental, storm recovery, and other charges or fees generally applicable to customers. Final total columns include average 6% franchise fees for investor-owned utilities.