



## Electric Bill Comparison

September 2023

### Lowest Cost Utilities in Florida

#### **Residential Bills**

---

1,000 kWh	Moore Haven
1,200 kWh	Moore Haven
2,500 kWh	Moore Haven

#### **Commercial Bills**

---

Non-Demand 750 kWh	Williston
Non-Demand 1,500 kWh	Green Cove Springs
30 kW - 6,000 kWh	Winter Park
40 kW - 10,000 kWh	Winter Park
75 kW - 15,000 kWh	Winter Park
75 kW - 30,000 kWh	Winter Park
150 kW - 30,000 kWh	Winter Park
150 kW - 60,000 kWh	Winter Park

#### **Industrial Bills**

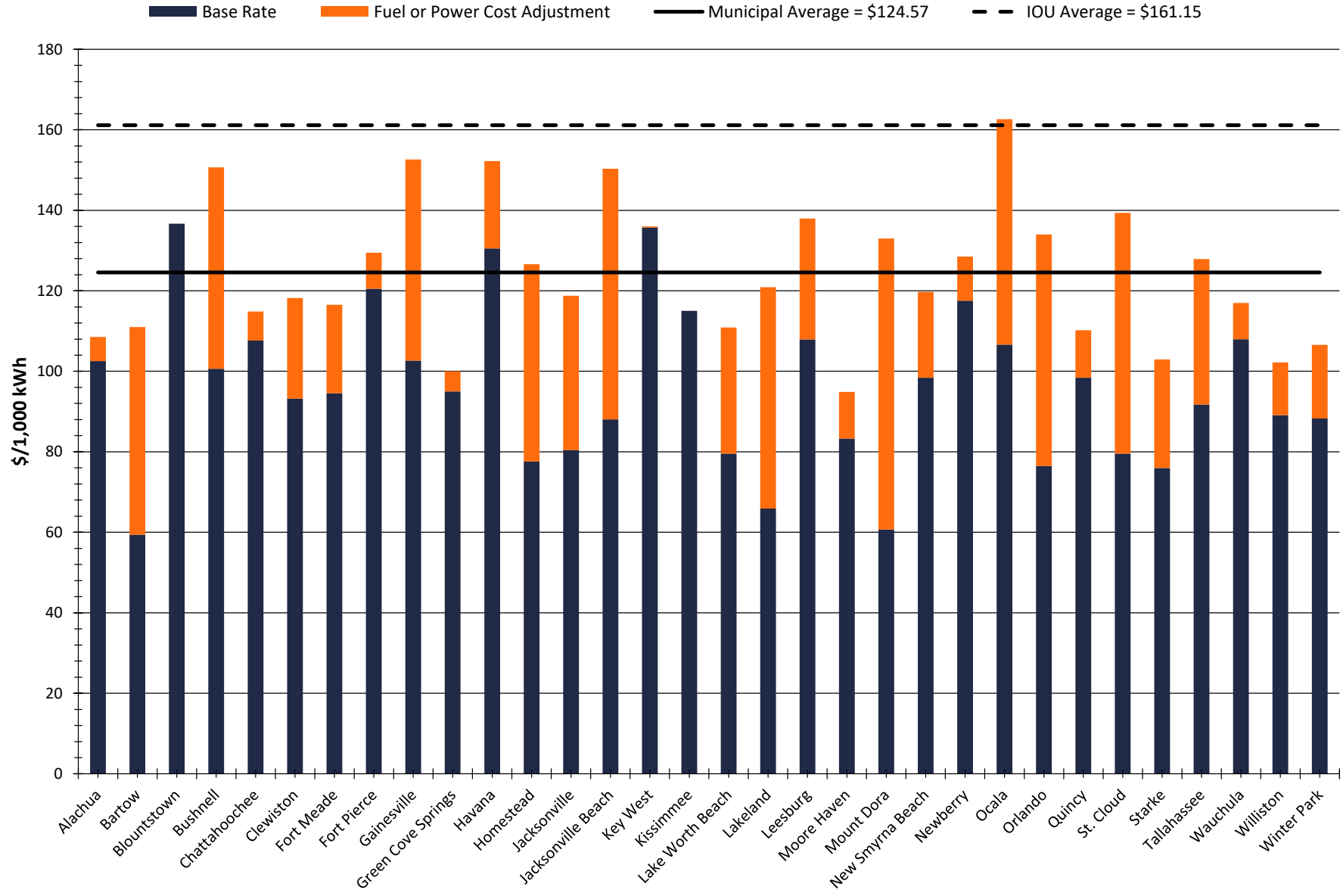
---

300 kW - 60,000 kWh	Winter Park
300 kW - 120,000 kWh	Winter Park
500 kW - 100,000 kWh	Winter Park
500 kW - 200,000 kWh	Winter Park

Rates for municipal utilities include payments in lieu of taxes, or transfer to the city's general fund, and any applicable storm, conservation, environmental, and other charges generally applicable to customers. Rates for investor-owned utilities include any applicable conservation, capacity, environmental, storm recovery, and other charges or fees generally applicable to customers. Final total columns include average 6% franchise fees for investor-owned utilities.

# 1,000 kWh Residential Bill Comparison: September 2023

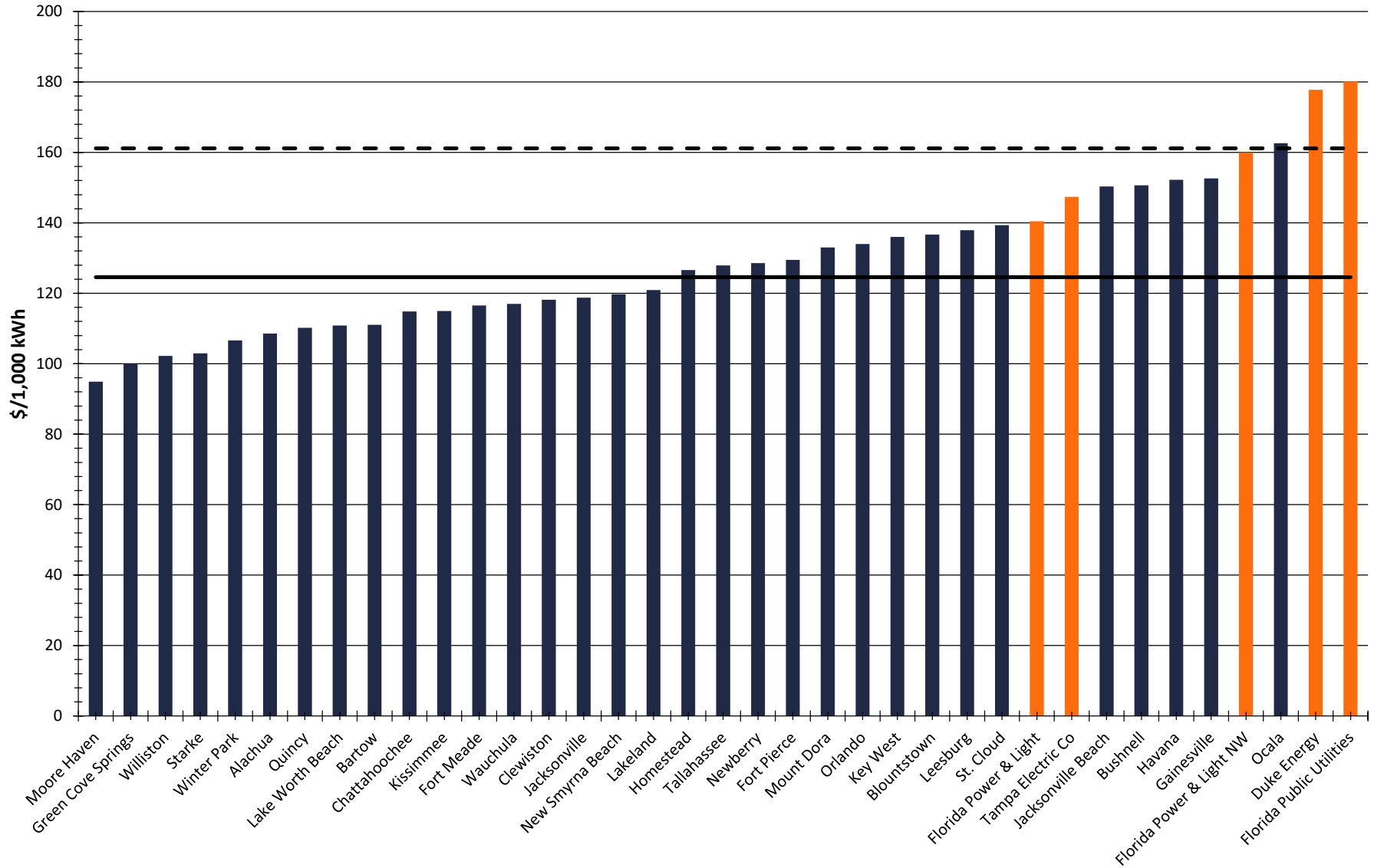
## Municipals Only, Alphabetical



# 1,000 kWh Residential Bill Comparison: September 2023

## Municipals & IOUs, Lowest to Highest

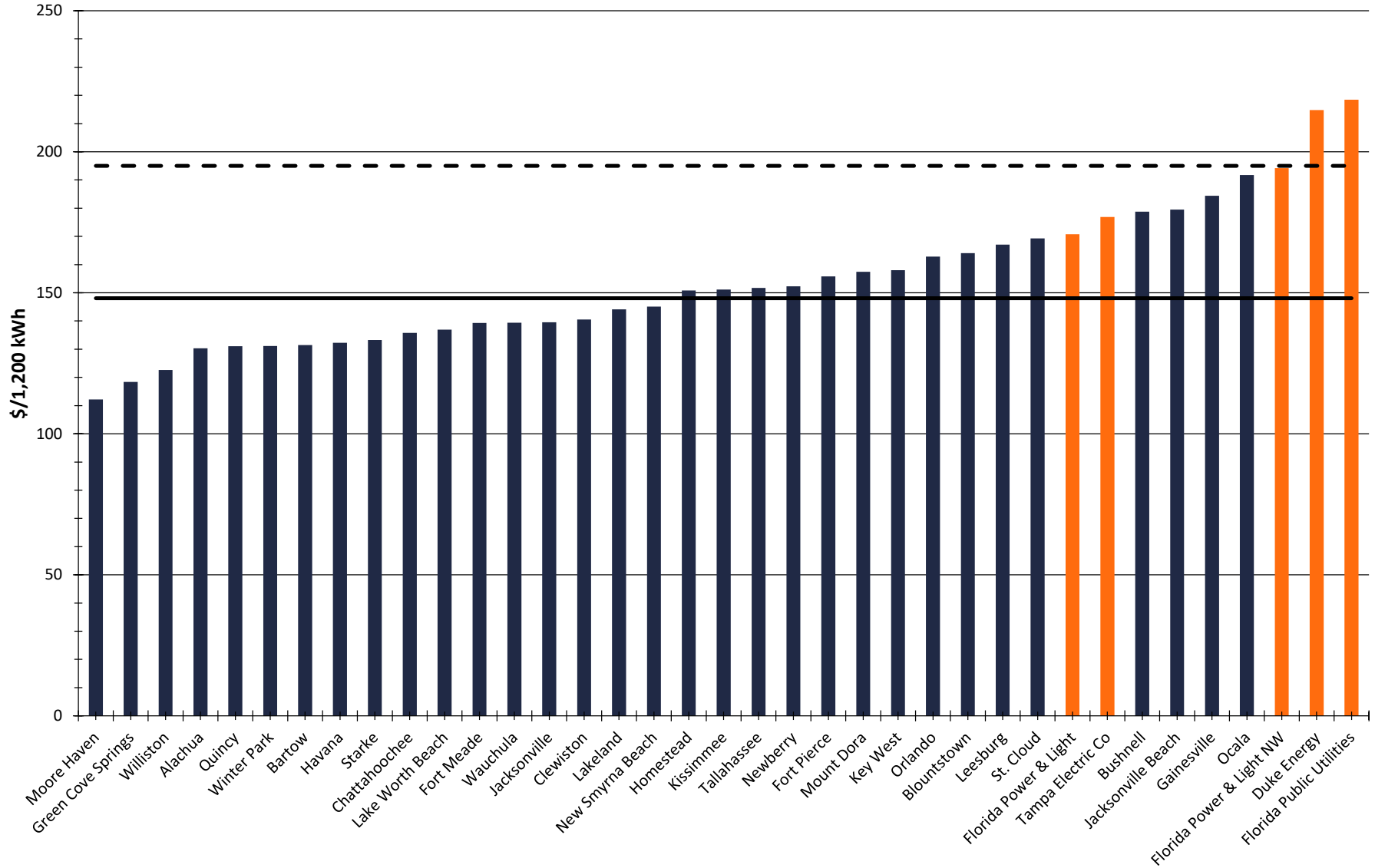
Municipal
  IOU
  Municipal Average = \$124.57
  IOU Average = \$161.15



# 1,200 kWh Residential Bill Comparison: September 2023

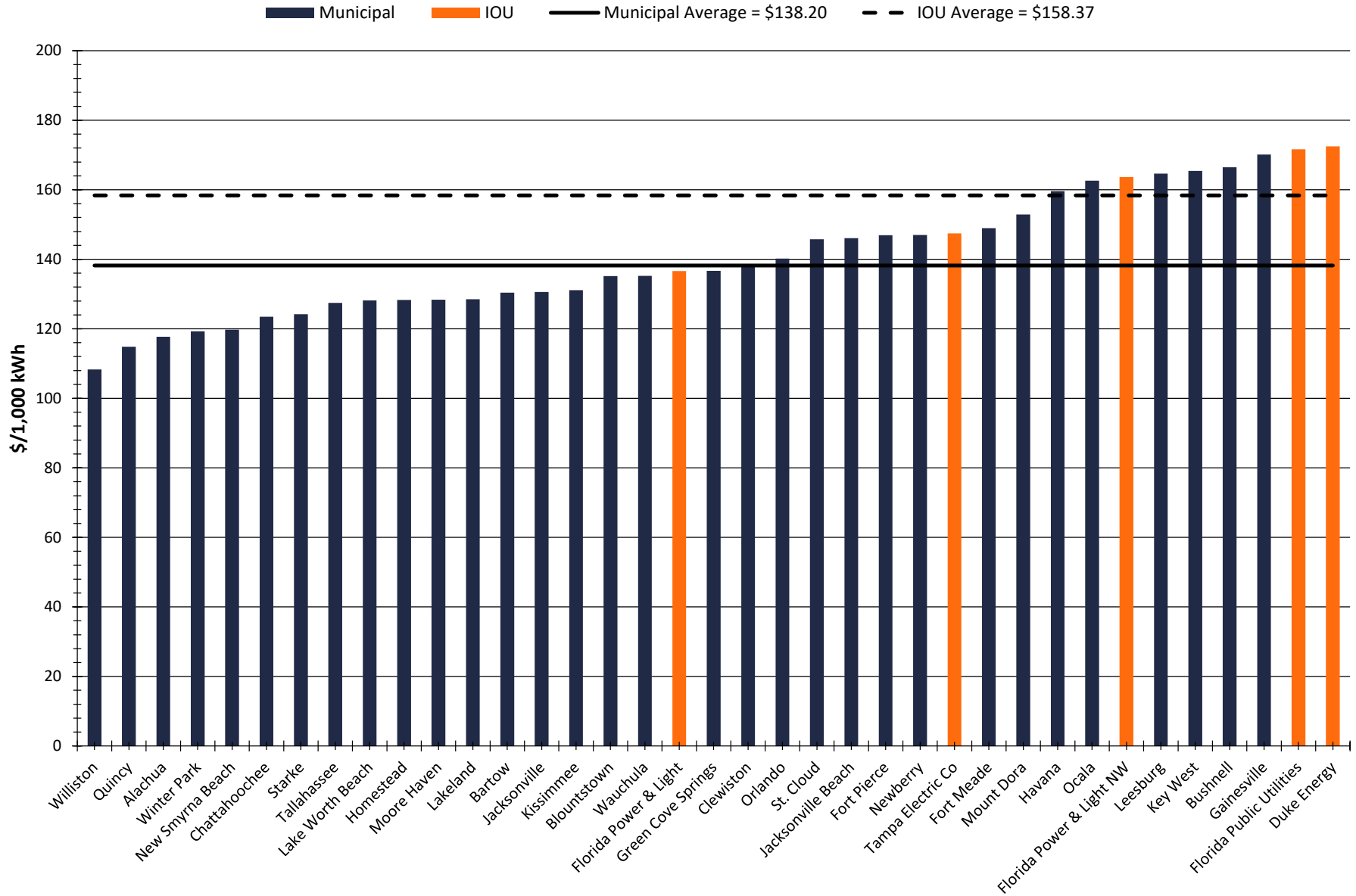
## Municipals & IOUs, Lowest to Highest

Municipal
  IOU
  Municipal Average = \$148.07
  IOU Average = \$195.00



# 1,000 kWh Residential Bill Comparison: October 2022 - September 2023

## Municipals & IOUs, Lowest to Highest



## Comparison of Electric Rates

September 2023	1,000 kWh - Residential					1,200 kWh - Residential				2,500 kWh - Residential			
	Utility	Customer charge	Base rate (includes customer charge)	Fuel or cost adjustment	Total	Total with all environmental, storm, and other fees, including transfer, as applicable**	Base rate (includes customer charge)	Fuel or cost adjustment	Total	Total with all environmental, storm, and other fees, including transfer, as applicable**	Base rate (includes customer charge)	Fuel or cost adjustment	Total
Alachua	9.14	102.54	6.00	108.54		123.12	7.20	130.32		257.80	15.00	272.80	
Bartow	8.70	59.40	51.62	111.02		69.54	61.94	131.48		135.45	129.05	264.50	
Blountstown	5.01	136.68	0.00	136.68		164.02	0.00	164.02		341.70	0.00	341.70	
Bushnell	10.00	100.65	50.00	150.65		118.78	60.00	178.78		236.63	125.00	361.63	
Chattahoochee	10.15	107.65	7.19	114.84		127.15	8.63	135.78		253.90	17.97	271.87	
Clewiston	6.50	93.20	25.00	118.20		110.54	30.00	140.54		223.50	62.50	286.00	
Fort Meade	12.96	94.56	22.00	116.56		112.88	26.40	139.28		231.96	55.00	286.96	
Fort Pierce	6.60	120.48	9.00	129.48		144.97	10.80	155.77		304.17	22.50	326.67	
Gainesville	16.50	102.63	50.00	152.63		124.39	60.00	184.39		265.83	125.00	390.83	
Green Cove Springs	12.00	95.00	5.00	100.00		112.40	6.00	118.40		225.50	12.50	238.00	
Havana	12.60	130.50	21.72	152.22		106.20	26.06	132.26		307.35	54.30	361.65	
Homestead	5.60	77.60	49.00	126.60		92.00	58.80	150.80		185.60	122.50	308.10	
Jacksonville	15.00	80.46	38.33	118.79		93.55	46.00	139.55		178.65	95.83	274.48	
Jacksonville Beach	4.50	88.07	62.26	150.33		104.78	74.71	179.49		213.43	155.65	369.08	
Key West	26.00	135.75	0.25	136.00		157.70	0.30	158.00		300.38	0.63	301.01	
Kissimmee	10.17	144.33	-29.33	115.00		186.34	-35.20	151.14		377.20	-73.33	303.87	
Lake Worth Beach	10.55	79.55	31.33	110.88		97.35	39.60	136.95		213.05	93.33	306.38	
Lakeland	12.00	65.90	55.00	120.90		78.14	66.00	144.14		163.98	137.50	301.48	
Leesburg	15.00	107.94	30.00	137.94		131.04	36.00	167.04		281.18	75.00	356.18	
Moore Haven	9.14	83.30	11.60	94.90		98.26	13.92	112.18		195.50	29.00	224.50	
Mount Dora	11.02	60.66	72.35	133.01		70.59	86.82	157.41		135.12	180.88	316.00	
New Smyrna Beach	8.25	98.41	21.30	119.71		119.55	25.56	145.11		256.96	53.25	310.21	
Newberry	9.93	117.53	11.00	128.53		139.05	13.20	152.25		278.93	27.50	306.43	
Ocala	17.00	106.64	56.00	162.64		124.57	67.20	191.77		241.10	140.00	381.10	
Orlando	15.00	76.48	57.52	134.00		93.78	69.02	162.80		206.20	143.80	350.00	
Quincy	6.00	98.41	11.80	110.21		116.89	14.16	131.05		237.03	29.50	266.53	
St. Cloud	15.60	79.54	59.82	139.36		97.53	71.78	169.31		214.45	149.55	364.00	
Starke	8.70	75.95	27.01	102.96		96.00	37.27	133.27		230.02	77.65	307.67	
Tallahassee	8.95	91.75	36.17	127.92		108.31	43.40	151.71		215.95	90.43	306.38	
Wauchula	15.00	108.00	9.00	117.00		128.60	10.80	139.40		262.50	22.50	285.00	
Williston	8.71	89.12	13.10	102.22		106.94	15.72	122.66		222.80	32.75	255.55	
Winter Park	16.98	88.25	18.35	106.60		107.12	24.02	131.14		229.77	60.88	290.65	
FPL	9.48	100.29	28.39	132.50	140.45	120.42	36.07	161.07	170.73	251.39	85.98	346.92	367.74
FPL-NWFL	9.48	118.72	28.39	150.93	159.99	142.54	36.07	183.19	194.18	297.47	85.98	393.00	416.58
Duke Energy	12.51	114.70	53.02	167.72	177.78	136.89	65.76	202.65	214.81	281.10	148.60	429.70	455.48
Tampa Electric	21.30	86.22	49.08	139.03	147.37	101.45	60.90	166.83	176.84	200.48	137.70	347.51	368.36
FL Public Utilities	16.95	40.68	113.96	169.94	180.14	48.45	139.25	206.06	218.42	98.99	303.65	440.89	467.34

Rates for municipal utilities include payments in lieu of taxes, or transfer to the city's general fund, and any applicable storm, conservation, environmental, and other charges generally applicable to customers. Rates for investor-owned utilities include any applicable conservation, capacity, environmental, storm recovery, and other charges or fees generally applicable to customers. Final total columns include average 6% franchise fees for investor-owned utilities.

Utility	Non-Demand - 750 kWh - Commercial				Non-Demand - 1,500 kWh - Commercial				Demand - 30 KW - 6,000 kWh - Commercial				Demand - 40 KW-10,000 kWh - Commercial			
	Base rate (includes customer charge)	Fuel or cost adjustment	Total	Total with all environmental, storm, and other fees, including transfer, as applicable**	Base rate (includes customer charge)	Fuel or cost adjustment	Total	Total with all environmental, storm, and other fees, including transfer, as applicable**	Base rate (includes customer charge)	Fuel or cost adjustment	Total	Total with all environmental, storm, and other fees, including transfer, as applicable**	Base rate (includes customer charge)	Fuel or cost adjustment	Total	Total with all environmental, storm, and other fees, including transfer, as applicable**
Alachua	85.56	4.50	90.06		159.43	9.00	168.43		687.11	36.00	723.11		1,041.11	60.00	1,101.11	
Bartow	56.10	38.72	94.82		103.50	77.43	180.93		431.50	309.72	741.22		612.10	516.20	1,128.30	
Blountstown	114.82	0.00	114.82		229.64	0.00	229.64		0.00	0.00	0.00		0.00	0.00	0.00	
Bushnell	87.90	37.50	125.40		165.79	75.00	240.79		541.70	300.00	841.70		830.70	500.00	1,330.70	
Chattahoochee	90.53	5.39	95.92		169.80	10.78	180.58		0.00	0.00	0.00		0.00	0.00	0.00	
Clewiston	82.83	18.75	101.58		158.35	37.50	195.85		633.20	150.00	783.20		996.00	250.00	1,246.00	
Fort Meade	85.23	16.50	101.73		153.18	33.00	186.18		560.88	132.00	692.88		923.88	220.00	1,143.88	
Fort Pierce	98.60	6.75	105.35		190.79	13.50	204.29		795.41	54.00	849.41		1,222.63	90.00	1,312.63	
Gainesville	115.39	37.50	152.89		196.75	75.00	271.75		876.00	300.00	1,176.00		1,276.00	500.00	1,776.00	
Green Cove Springs	80.25	3.75	84.00		148.50	7.50	156.00		671.00	30.00	701.00		1,000.00	50.00	1,050.00	
Havana	101.03	16.29	117.32		189.45	32.58	222.03		720.00	130.32	850.32		1,191.60	217.20	1,408.80	
Homestead	67.41	36.75	104.16		127.19	73.50	200.69		569.37	294.00	863.37		861.47	490.00	1,351.47	
Jacksonville	66.59	28.75	95.34		112.17	57.50	169.67		385.68	229.98	615.66		628.80	383.30	1,012.10	
Jacksonville Beach	68.68	46.70	115.38		131.36	93.39	224.75		507.42	373.56	880.98		841.70	622.60	1,464.30	
Key West	130.36	0.19	130.55		225.73	0.38	226.11		959.80	1.50	961.30		1,501.01	2.50	1,503.51	
Kissimmee	120.10	-21.99	98.11		229.11	-44.00	185.11		997.30	-175.98	821.32		1,536.24	-293.30	1,242.94	
Lake Worth Beach	82.25	25.07	107.32		147.50	50.15	197.65		802.00	200.58	1,002.58		1,130.00	334.30	1,464.30	
Lakeland	53.93	41.25	95.18		93.84	82.50	176.34		356.42	330.00	686.42		522.70	550.00	1,072.70	
Leesburg	116.98	22.50	139.48		167.97	45.00	212.97		740.37	180.00	920.37		1,072.81	300.00	1,372.81	
Moore Haven	74.43	8.70	83.13		140.35	17.40	157.75		594.80	69.60	664.40		878.50	116.00	994.50	
Mount Dora	48.25	54.20	102.45		85.48	108.53	194.01		247.78	434.10	681.88		335.92	723.50	1,059.42	
New Smyrna Beach	80.08	15.98	96.06		150.41	31.95	182.36		576.88	127.80	704.68		951.96	213.00	1,164.96	
Newberry	100.09	8.25	108.34		188.66	16.50	205.16		806.94	66.00	872.94		1,206.47	110.00	1,316.47	
Ocala	88.08	42.00	130.08		156.16	84.00	240.16		612.38	336.00	948.38		918.30	560.00	1,478.30	
Orlando	67.66	43.14	110.80		117.82	86.28	204.10		418.78	345.12	763.90		686.30	575.20	1,261.50	
Quincy	86.51	8.85	95.36		156.41	17.70	174.11		575.76	70.80	646.56		948.52	118.00	1,066.52	
St. Cloud	70.37	44.87	115.24		122.54	89.73	212.27		435.56	358.92	794.48		713.80	598.20	1,312.00	
Starke	76.50	23.30	99.80		144.00	46.59	190.59		549.00	186.36	735.36		909.00	310.60	1,219.60	
Tallahassee	61.29	27.13	88.42		110.41	54.26	164.67		707.65	217.02	924.67		968.50	361.70	1,330.20	
Wauchula	96.35	6.75	103.10		166.10	13.50	179.60		602.00	54.20	656.20		919.00	90.00	1,009.00	
Williston	69.74	9.83	79.57		139.47	19.65	159.12		0.00	0.00	0.00		0.00	0.00	0.00	
Winter Park	77.41	17.11	94.52		136.22	34.22	170.44		456.32	136.86	593.18		694.08	228.10	922.18	
FPL	81.20	23.63	107.43	113.88	149.73	47.27	202.19	214.32	596.50	189.06	806.56	854.95	854.68	315.10	1,197.78	1,269.65
FPL-NWFL	96.70	23.63	122.93	130.31	180.72	47.27	233.18	247.17	688.78	189.06	898.84	952.77	1,003.58	315.10	1,346.68	1,427.48
Duke Energy	94.21	42.23	136.44	144.63	172.87	84.45	257.32	272.76	621.67	337.80	959.47	1,017.04	905.83	563.00	1,468.83	1,556.96
Tampa Electric	79.82	39.29	122.11	129.44	137.13	78.59	221.72	235.02	481.02	314.34	819.36	868.52	671.20	523.90	1,219.90	1,293.09
FL Public Utilities	49.62	88.48	149.90	158.89	71.40	176.96	271.96	288.28	545.25	672.06	1,302.15	1,380.28	808.95	1,120.10	2,070.45	2,194.68

Rates for municipal utilities include payments in lieu of taxes, or transfer to the city's general fund, and any applicable storm, conservation, environmental, and other charges generally applicable to customers. Rates for investor-owned utilities include any applicable conservation, capacity, environmental, storm recovery, and other charges or fees generally applicable to customers. Final total columns include average 6% franchise fees for investor-owned utilities.

Utility	75 KW - 15,000 KWH - Commercial/Industrial				75 KW - 30,000 KWH - Commercial/Industrial				150 KW - 30,000 KWH - Commercial/Industrial				150 KW - 60,000 KWH - Commercial/Industrial			
	Base rate (includes customer charge)	Fuel or cost adjustment	Total	Total with all environmental, storm, and other fees, including transfer, as applicable**	Base rate (includes customer charge)	Fuel or cost adjustment	Total	Total with all environmental, storm, and other fees, including transfer, as applicable**	Base rate (includes customer charge)	Fuel or cost adjustment	Total	Total with all environmental, storm, and other fees, including transfer, as applicable**	Base rate (includes customer charge)	Fuel or cost adjustment	Total	Total with all environmental, storm, and other fees, including transfer, as applicable**
Alachua	1,649.21	90.00	1,739.21		2,700.71	180.00	2,880.71		3,252.71	180.00	3,432.71		5,355.71	360.00	5,715.71	
Bartow	1,047.10	774.30	1,821.40		1,375.60	1,548.60	2,924.20		2,073.10	1,548.60	3,621.70		2,730.10	3,097.20	5,827.30	
Blountstown	0.00	0.00	0.00		0.00	0.00	0.00		0.00	0.00	0.00		0.00	0.00	0.00	
Bushnell	1,320.20	750.00	2,070.20		2,190.20	1,500.00	3,690.20		2,617.70	1,500.00	4,117.70		4,357.70	3,000.00	7,357.70	
Chattahoochee	1,777.50	107.82	1,885.32		3,003.00	215.64	3,218.64		3,279.00	215.64	3,494.64		5,730.00	431.28	6,161.28	
Clewiston	1,530.50	375.00	1,905.50		2,756.00	750.00	3,506.00		3,026.00	750.00	3,776.00		5,477.00	1,500.00	6,977.00	
Fort Meade	1,376.28	330.00	1,706.28		2,356.50	660.00	3,016.50		3,063.00	660.00	3,723.00		4,671.00	1,320.00	5,991.00	
Fort Pierce	1,923.83	135.00	2,058.83		3,247.28	270.00	3,517.28		3,804.53	270.00	4,074.53		6,451.43	540.00	6,991.43	
Gainesville	2,028.00	750.00	2,778.00		3,108.00	1,500.00	4,608.00		3,948.00	1,500.00	5,448.00		6,108.00	3,000.00	9,108.00	
Green Cove Springs	1,602.50	75.00	1,677.50		2,517.50	150.00	2,667.50		3,155.00	150.00	3,305.00		4,985.00	300.00	5,285.00	
Havana	1,781.10	325.80	2,106.90		3,549.60	651.60	4,201.20		3,549.60	651.60	4,201.20		7,086.60	1,303.20	8,389.80	
Homestead	1,369.92	735.00	2,104.92		2,226.42	1,470.00	3,696.42		2,704.17	1,470.00	4,174.17		4,417.17	2,940.00	7,357.17	
Jacksonville	1,314.50	574.95	1,889.45		1,814.00	1,149.90	2,963.90		2,444.00	1,149.90	3,593.90		3,443.00	2,299.80	5,742.80	
Jacksonville Beach	1,692.80	933.90	2,626.70		2,731.85	1,867.80	4,599.65		3,369.35	1,867.80	5,237.15		5,447.45	3,735.60	9,183.05	
Key West	2,458.75	3.75	2,462.50		4,019.50	7.50	4,027.00		4,957.00	7.50	4,964.50		8,078.50	15.00	8,093.50	
Kissimmee	2,409.94	-439.95	1,969.99		4,097.59	-879.90	3,217.69		4,764.34	-879.90	3,884.44		8,139.64	-1,759.80	6,379.84	
Lake Worth Beach	1,810.00	501.45	2,311.45		2,590.00	1,002.90	3,592.90		3,490.00	1,002.90	4,492.90		5,050.00	2,005.80	7,055.80	
Lakeland	1,025.30	825.00	1,850.30		1,352.59	1,650.00	3,002.59		2,000.59	1,650.00	3,650.59		2,655.18	3,300.00	5,955.18	
Leesburg	1,802.92	450.00	2,252.92		2,525.33	900.00	3,425.33		3,573.83	900.00	4,473.83		5,018.66	1,800.00	6,818.66	
Moore Haven	1,436.75	174.00	1,610.75		2,161.25	348.00	2,509.25		2,840.00	348.00	3,188.00		4,289.00	696.00	4,985.00	
Mount Dora	582.22	1,085.25	1,667.47		685.87	2,170.50	2,856.37		1,139.62	2,170.50	3,310.12		1,346.92	4,341.00	5,687.92	
New Smyrna Beach	1,783.40	319.50	2,102.90		2,933.30	639.00	3,572.30		3,533.30	639.00	4,172.30		5,833.10	1,278.00	7,111.10	
Newberry	1,946.82	165.00	2,111.82		3,043.45	330.00	3,373.45		3,846.62	330.00	4,176.62		6,039.88	660.00	6,699.88	
Ocala	1,455.95	840.00	2,295.95		2,344.40	1,680.00	4,024.40		2,932.10	1,680.00	4,612.10		4,677.20	3,360.00	8,037.20	
Orlando	1,202.15	862.80	2,064.95		1,544.30	1,725.60	3,269.90		2,369.30	1,725.60	4,094.90		3,053.60	3,451.20	6,504.80	
Quincy	1,459.05	177.00	1,636.05		2,295.15	354.00	2,649.15		2,857.65	354.00	3,211.65		4,529.85	708.00	5,237.85	
St. Cloud	1,250.20	897.30	2,147.50		1,606.00	1,794.60	3,400.60		2,464.00	1,794.60	4,258.60		3,175.60	3,589.20	6,764.80	
Starke	1,395.00	465.90	1,860.90		2,709.00	931.80	3,640.80		2,709.00	931.80	3,640.80		5,409.00	1,836.60	7,245.60	
Tallahassee	1,643.43	542.55	2,185.98		2,040.21	1,085.10	3,125.31		3,203.06	1,085.10	4,288.16		3,996.63	2,170.20	6,166.83	
Wauchula	1,452.50	135.00	1,587.50		2,412.50	270.00	2,682.50		2,915.00	270.00	3,185.00		4,790.00	540.00	5,330.00	
Williston	0.00	0.00	0.00		0.00	0.00	0.00		0.00	0.00	0.00		0.00	0.00	0.00	
Winter Park	1,111.72	342.15	1,453.87		1,802.60	684.30	2,486.90		2,204.07	684.30	2,888.37		3,585.82	1,368.60	4,954.42	
FPL	1,446.28	472.65	1,917.43	2,089.72	1,966.33	945.30	2,964.13	3,141.98	2,862.58	945.30	3,912.88	4,147.65	3,902.68	1,890.60	5,898.28	6,252.18
FPL-NWFL	1,676.98	472.65	2,202.13	2,334.26	2,390.98	945.30	3,388.78	3,592.11	3,323.98	945.30	4,374.28	4,636.74	4,751.98	1,890.60	6,747.58	7,152.43
Duke Energy	1,530.13	844.50	2,374.63	2,517.11	2,147.23	1,689.00	3,836.23	4,066.40	3,044.23	1,689.00	4,733.23	5,017.22	4,278.43	3,378.00	7,656.43	8,115.82
Tampa Electric	1,202.55	785.85	2,034.90	2,156.99	1,312.95	1,571.70	2,931.15	3,107.02	2,372.70	1,571.70	4,037.40	4,279.64	2,593.50	3,143.40	5,829.90	6,179.69
FL Public Utilities	1,239.60	1,680.15	3,131.85	3,319.76	2,060.10	3,360.30	5,844.60	6,195.28	2,396.85	3,360.30	6,181.35	6,552.23	4,037.85	6,720.60	11,606.85	12,303.26

Rates for municipal utilities include payments in lieu of taxes, or transfer to the city's general fund, and any applicable storm, conservation, environmental, and other charges generally applicable to customers. Rates for investor-owned utilities include any applicable conservation, capacity, environmental, storm recovery, and other charges or fees generally applicable to customers. Final total columns include average 6% franchise fees for investor-owned utilities.



Utility	300 KW - 60,000 KWH - Commercial/Industrial				300 KW - 120,000 KWH - Commercial/Industrial				500 KW - 100,000 KWH - Commercial/Industrial				500 KW - 200,000 KWH - Commercial/Industrial			
	Base rate (includes customer charge)	Fuel or cost adjustment	Total	Total with all environmental, storm, and other fees, including transfer, as applicable**	Base rate (includes customer charge)	Fuel or cost adjustment	Total	Total with all environmental, storm, and other fees, including transfer, as applicable**	Base rate (includes customer charge)	Fuel or cost adjustment	Total	Total with all environmental, storm, and other fees, including transfer, as applicable**	Base rate (includes customer charge)	Fuel or cost adjustment	Total	Total with all environmental, storm, and other fees, including transfer, as applicable**
Alachua	6,459.71	360.00	6,819.71		10,665.71	720.00	11,385.71		10,735.71	600.00	11,335.71		17,745.71	1,200.00	18,945.71	
Bartow	4,125.10	3,097.20	7,222.30		5,439.10	6,194.40	11,633.50		6,861.10	5,162.00	12,023.10		9,051.10	10,324.00	19,375.10	
Blountstown	0.00	0.00	0.00		0.00	0.00	0.00		0.00	0.00	0.00		0.00	0.00	0.00	
Bushnell	5,212.70	3,000.00	8,212.70		8,692.70	6,000.00	14,692.70		8,672.70	5,000.00	13,672.70		14,472.70	10,000.00	24,472.70	
Chattahoochee	6,558.00	431.28	6,989.28		11,460.00	862.56	12,322.56		10,930.00	718.80	11,648.80		19,100.00	1,437.60	20,537.60	
Clewiston	6,017.00	1,500.00	7,517.00		10,919.00	3,000.00	13,919.00		10,005.00	2,500.00	12,505.00		18,175.00	5,000.00	23,175.00	
Fort Meade	6,042.00	1,320.00	7,362.00		9,300.00	2,640.00	11,940.00		10,112.00	2,200.00	12,312.00		15,472.00	4,400.00	19,872.00	
Fort Pierce	7,565.93	540.00	8,105.93		12,859.73	1,080.00	13,939.73		12,581.13	900.00	13,481.13		21,404.13	1,800.00	23,204.13	
Gainesville	7,590.30	3,000.00	10,590.30		11,823.90	6,000.00	17,823.90		12,578.50	5,000.00	17,578.50		19,634.50	10,000.00	29,634.50	
Green Cove Springs	6,260.00	300.00	6,560.00		9,920.00	600.00	10,520.00		10,400.00	500.00	10,900.00		16,500.00	1,000.00	17,500.00	
Havana	7,086.60	1,303.20	8,389.80		14,160.60	2,606.40	16,767.00		11,802.60	2,172.00	13,974.60		23,592.60	4,344.00	27,936.60	
Homestead	5,372.67	2,940.00	8,312.67		8,798.67	5,880.00	14,678.67		8,930.67	4,900.00	13,830.67		14,640.67	9,800.00	24,440.67	
Jacksonville	4,703.00	2,299.80	7,002.80		6,701.00	4,599.60	11,300.60		7,715.00	3,833.00	11,548.00		11,045.00	7,666.00	18,711.00	
Jacksonville Beach	6,722.45	3,735.60	10,458.05		10,878.65	7,471.20	18,349.85		11,193.25	6,226.00	17,419.25		18,120.25	12,452.00	30,572.25	
Key West	9,953.50	15.00	9,968.50		16,196.50	30.00	16,226.50		16,615.50	25.00	16,640.50		27,020.50	50.00	27,070.50	
Kissimmee	9,473.14	-1,759.80	7,713.34		16,223.74	-3,519.60	12,704.14		16,552.12	-2,933.00	13,619.12		26,967.12	-5,866.00	21,101.12	
Lake Worth Beach	6,850.00	2,005.80	8,855.80		9,970.00	4,011.60	13,981.60		11,330.00	3,343.00	14,673.00		16,530.00	6,686.00	23,216.00	
Lakeland	3,951.18	3,300.00	7,251.18		5,260.36	6,600.00	11,860.36		7,308.97	5,500.00	12,808.97		9,067.94	11,000.00	20,067.94	
Leesburg	7,115.66	1,800.00	8,915.66		10,005.32	3,600.00	13,605.32		12,491.00	3,000.00	15,491.00		16,886.00	6,000.00	22,886.00	
Moore Haven	5,646.50	696.00	6,342.50		8,544.50	1,392.00	9,936.50		9,388.50	1,160.00	10,548.50		14,218.50	2,320.00	16,538.50	
Mount Dora	2,254.42	4,341.00	6,595.42		2,669.02	8,682.00	11,351.02		3,740.82	7,235.00	10,975.82		4,431.82	14,470.00	18,901.82	
New Smyrna Beach	6,751.20	1,278.00	8,029.20		11,057.40	2,556.00	13,613.40		11,222.00	2,130.00	13,352.00		18,399.00	4,260.00	22,659.00	
Newberry	7,646.21	660.00	8,306.21		12,032.73	1,320.00	13,352.73		12,712.34	1,100.00	13,812.34		20,023.21	2,200.00	22,223.21	
Ocala	5,814.20	3,360.00	9,174.20		9,304.40	6,720.00	16,024.40		10,042.00	5,600.00	15,642.00		15,754.00	11,200.00	26,954.00	
Orlando	4,703.60	3,451.20	8,154.80		6,072.20	6,902.40	12,974.60		7,816.00	5,752.00	13,568.00		10,097.00	11,504.00	21,601.00	
Quincy	5,654.85	708.00	6,362.85		8,999.25	1,416.00	10,415.25		9,384.45	1,180.00	10,564.45		14,958.45	2,360.00	17,318.45	
St. Cloud	4,891.60	3,589.20	8,480.80		6,314.80	7,178.40	13,493.20		8,128.40	5,982.00	14,110.40		10,500.40	11,964.00	22,464.40	
Starke	5,409.00	1,836.60	7,245.60		10,809.00	3,727.20	14,536.20		9,009.00	3,106.00	12,115.00		18,009.00	6,212.00	24,221.00	
Tallahassee	6,322.33	2,170.20	8,492.53		7,909.47	4,340.40	12,249.87		10,411.91	3,617.00	14,028.91		12,987.70	7,234.00	20,221.70	
Wauchula	5,705.00	540.00	6,245.00		9,545.00	1,080.00	10,625.00		9,485.00	900.00	10,385.00		15,885.00	1,880.00	17,765.00	
Williston	0.00	0.00	0.00		0.00	0.00	0.00		0.00	0.00	0.00		0.00	0.00	0.00	
Winter Park	4,446.96	1,368.60	5,815.56		7,169.13	2,737.20	9,906.33		7,248.18	2,281.00	9,529.18		11,785.13	4,563.00	16,348.13	
FPL	5,695.18	1,890.60	7,795.78	8,263.53	7,775.38	3,781.20	11,766.58	12,472.57	10,113.00	3,147.00	13,625.00	14,442.50	12,998.00	6,294.00	19,657.00	20,836.42
FPL-NWFL	6,617.98	1,890.60	8,718.58	9,241.69	9,473.98	3,781.20	13,465.18	14,273.09	12,623.00	3,147.00	16,135.00	17,103.10	15,508.00	6,294.00	22,167.00	23,497.02
Duke Energy	6,072.43	3,378.00	9,450.43	10,017.46	8,540.83	6,756.00	15,296.83	16,214.64	10,245.67	5,574.00	15,819.67	16,768.85	14,348.67	11,148.00	25,496.67	27,026.47
Tampa Electric	4,713.00	3,143.40	8,042.40	8,524.94	5,154.60	6,286.80	11,627.40	12,325.04	7,833.40	5,239.00	13,382.40	14,185.34	8,569.40	10,478.00	19,357.40	20,518.84
FL Public Utilities	4,711.35	6,720.60	12,280.35	13,017.17	7,993.35	13,441.20	23,131.35	24,519.23	5,907.42	10,937.00	18,277.42	19,374.07	8,447.42	21,874.00	33,187.42	35,178.67

Rates for municipal utilities include payments in lieu of taxes, or transfer to the city's general fund, and any applicable storm, conservation, environmental, and other charges generally applicable to customers. Rates for investor-owned utilities include any applicable conservation, capacity, environmental, storm recovery, and other charges or fees generally applicable to customers. Final total columns include average 6% franchise fees for investor-owned utilities.