



Electric Bill Comparison

November 2022

Lowest Cost Utilities in Florida

Residential Bills

1,000 kWh	Homestead
1,200 kWh	Homestead
2,500 kWh	Homestead

Commercial Bills

Non-Demand 750 kWh	Tallahassee
Non-Demand 1,500 kWh	Tallahassee
30 kW - 6,000 kWh	Jacksonville
40 kW - 10,000 kWh	Jacksonville
75 kW - 15,000 kWh	Quincy
75 kW - 30,000 kWh	Quincy
150 kW - 30,000 kWh	Jacksonville
150 kW - 60,000 kWh	Quincy

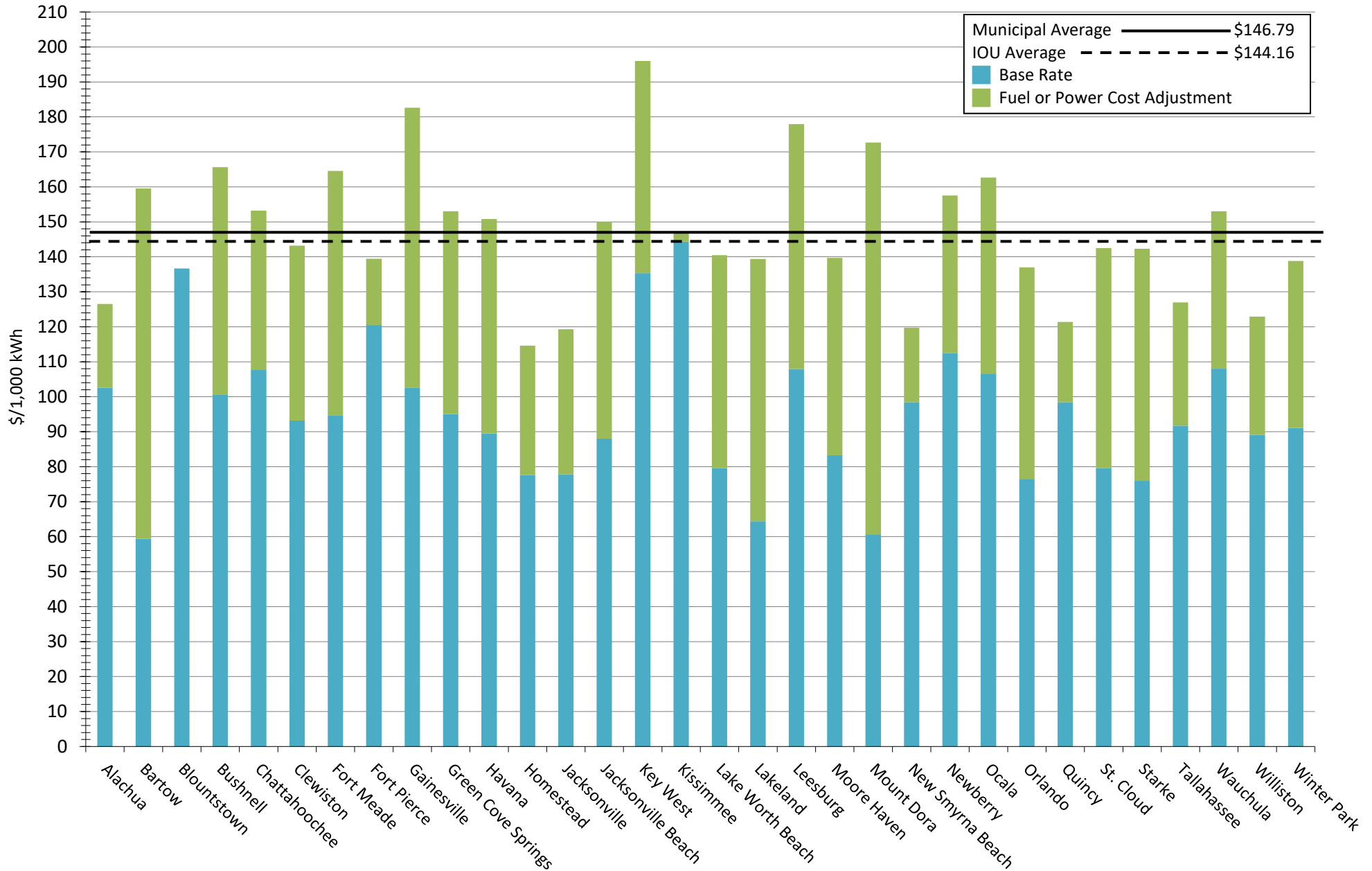
Industrial Bills

300 kW - 60,000 kWh	Quincy
300 kW - 120,000 kWh	Quincy
500 kW - 100,000 kWh	Quincy
500 kW - 200,000 kWh	Quincy

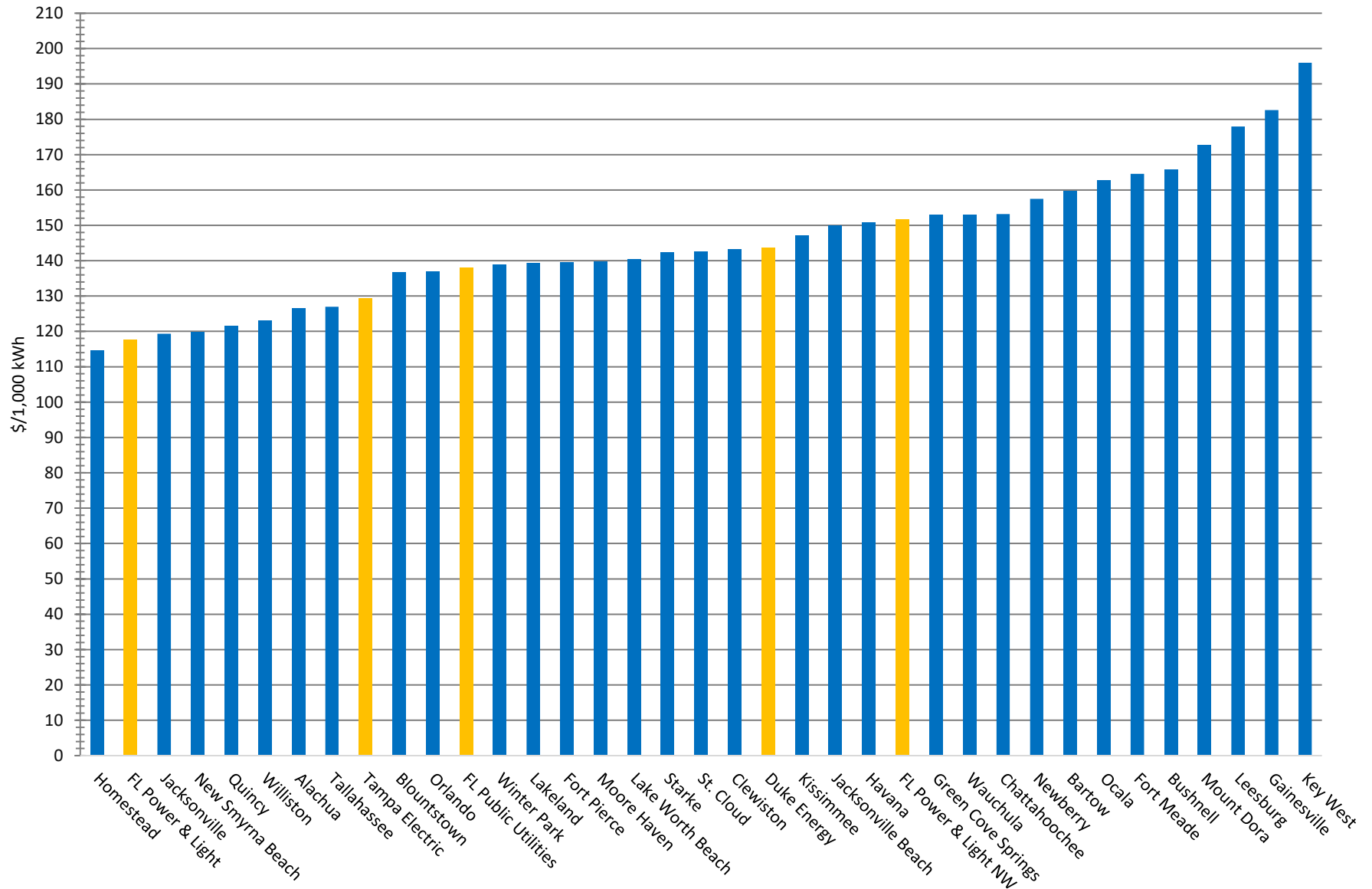
Rates for municipal utilities include payments in lieu of taxes, or transfer to the city's general fund, and any applicable storm, conservation, environmental, and other charges generally applicable to customers. Rates for investor-owned utilities include any applicable conservation, capacity, environmental, storm recovery, and other charges or fees generally applicable to customers. Final total columns include average 6% franchise fees for investor-owned utilities.

1,000 kWh Residential Bill Comparison: November 2022

Municipals Only, Alphabetical

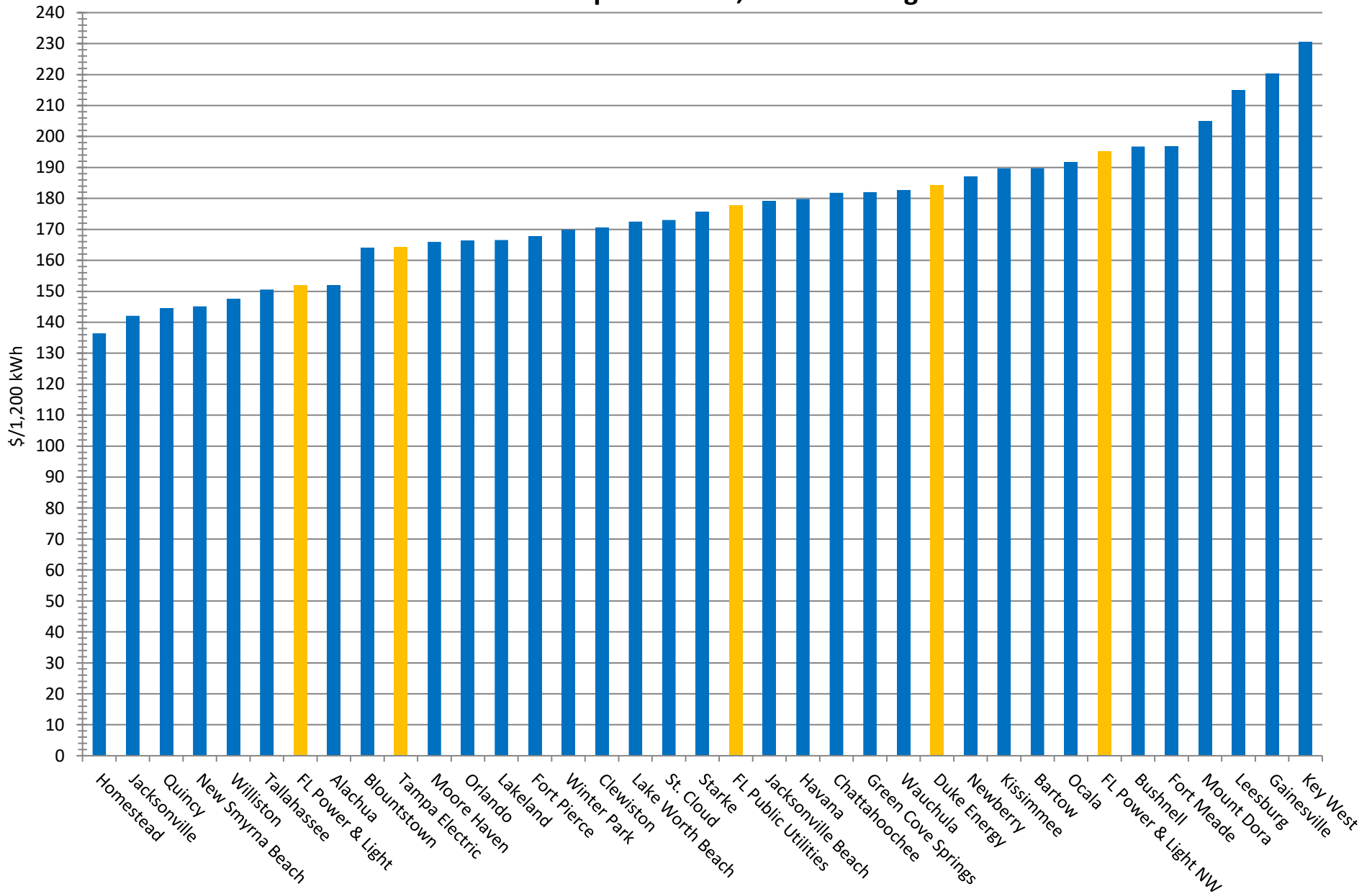


1,000 kWh Residential Bill Comparison: November 2022 Municipals & IOUs, Lowest to Highest



1,200 kWh Residential Bill Comparison: November 2022

Municipals & IOUs, Lowest to Highest



Comparison of Electric Rates

November 2022	Utility	1,000 kWh - Residential				1,200 kWh - Residential				2,500 kWh - Residential				
		Customer charge	Base rate (includes customer charge)	Fuel or cost adjustment	Total	Total with all environmental, storm, and other fees, including transfer, as applicable**	Base rate (includes customer charge)	Fuel or cost adjustment	Total	Total with all environmental, storm, and other fees, including transfer, as applicable**	Base rate (includes customer charge)	Fuel or cost adjustment	Total	Total with all environmental, storm, and other fees, including transfer, as applicable**
	Alachua	9.14	102.54	24.00	126.54		123.12	28.80	151.92		257.80	60.00	317.80	
	Bartow	8.70	59.40	100.18	159.58		69.54	120.22	189.76		135.45	250.45	385.90	
	Blountstown	5.01	136.68	0.00	136.68		164.02	0.00	164.02		341.70	0.00	341.70	
	Bushnell	10.00	100.65	65.00	165.65		118.78	78.00	196.78		236.63	162.50	399.13	
	Chattahoochee	10.15	107.65	45.55	153.20		127.15	54.66	181.81		253.90	113.88	367.78	
	Clewiston	6.50	93.20	50.00	143.20		110.54	60.00	170.54		223.50	125.00	348.50	
	Fort Meade	12.96	94.56	70.00	164.56		112.88	84.00	196.88		231.96	175.00	406.96	
	Fort Pierce	6.60	120.48	19.00	139.48		144.97	22.80	167.77		304.17	47.50	351.67	
	Gainesville	16.50	102.63	80.00	182.63		124.39	96.00	220.39		265.83	200.00	465.83	
	Green Cove Springs	12.00	95.00	58.00	153.00		112.40	69.60	182.00		225.50	145.00	370.50	
	Havana	6.00	89.50	61.33	150.83		106.20	73.60	179.80		214.75	153.33	368.08	
	Homestead	5.60	77.60	37.00	114.60		92.00	44.40	136.40		185.60	92.50	278.10	
	Jacksonville	5.50	77.83	41.48	119.31		92.30	49.78	142.08		186.33	103.70	290.03	
	Jacksonville Beach	4.50	88.07	61.88	149.95		104.78	74.26	179.04		213.43	154.70	368.13	
	Key West	24.00	135.35	60.65	196.00		157.62	72.78	230.40		302.38	151.63	454.01	
	Kissimmee	10.17	133.27	2.78	136.05	147.11	173.07	3.33	176.40	189.67	349.55	6.95	356.50	384.15
	Lake Worth Beach	10.55	79.55	60.92	140.47		97.35	75.18	172.53		213.05	106.38	319.43	
	Lakeland	11.00	64.40	75.00	139.40		76.52	90.00	166.52		161.40	187.50	348.90	
	Leesburg	15.00	107.94	70.00	177.94		131.04	84.00	215.04		281.18	175.00	456.18	
	Moore Haven	8.50	83.30	56.40	139.70		98.26	67.68	165.94		195.50	141.00	336.50	
	Mount Dora	11.02	60.66	112.00	172.66		70.59	134.40	204.99		135.12	280.00	415.12	
	New Smyrna Beach	8.25	98.41	21.30	119.71		119.55	25.56	145.11		256.96	53.25	310.21	
	Newberry	9.50	112.50	45.00	157.50		133.10	54.00	187.10		267.00	112.50	379.50	
	Ocala	17.00	106.64	56.00	162.64		124.57	67.20	191.77		241.10	140.00	381.10	
	Orlando	15.00	76.48	60.52	137.00		93.78	72.62	166.40		206.20	151.30	357.50	
	Quincy	6.00	98.41	23.00	121.41		116.89	27.60	144.49		237.03	57.50	294.53	
	St. Cloud	15.60	79.54	62.94	142.48		97.53	75.53	173.06		214.45	157.35	371.80	
	Starke	N/A	75.95	66.35	142.30		96.00	79.62	175.62		230.02	165.88	395.90	
	Tallahassee	8.95	91.75	35.19	126.94		108.31	42.23	150.54		215.95	87.98	303.93	
	Wauchula	15.00	108.00	45.00	153.00		128.60	54.00	182.60		262.50	112.50	375.00	
	Williston	8.71	89.12	33.80	122.92		106.94	40.56	147.50		222.80	84.50	307.30	
	Winter Park	16.98	83.22	47.74	130.96	138.82	100.90	59.29	160.19	169.80	215.82	134.35	350.17	371.18
	FL Power & Light	8.99	80.56	34.87	117.57	124.62	96.88	43.84	143.29	151.89	202.93	102.18	310.46	329.09
	FL Power & Light NW	8.99	114.60	34.87	151.61	160.71	137.73	43.84	184.14	195.19	288.03	102.18	395.56	419.29
	Duke Energy	12.45	98.89	44.69	143.58	152.19	117.95	55.77	173.72	184.14	241.86	127.78	369.63	391.81
	Tampa Electric	21.30	79.46	37.91	129.34	137.10	93.11	47.49	154.97	164.27	181.82	109.78	321.54	340.83
	FL Public Utilities	16.95	40.68	84.41	137.89	146.16	48.45	103.79	167.60	177.66	98.99	229.78	360.77	382.42

Rates for municipal utilities include payments in lieu of taxes, or transfer to the city's general fund, and any applicable storm, conservation, environmental, and other charges generally applicable to customers. Rates for investor-owned utilities include any applicable conservation, capacity, environmental, storm recovery, and other charges or fees generally applicable to customers. Final total columns include average 6% franchise fees for investor-owned utilities.

Utility	Non-Demand - 750 kWh - Commercial				Non-Demand - 1,500 kWh - Commercial				Demand - 30 KW - 6,000 kWh - Commercial				Demand - 40 KW-10,000 kWh - Commercial			
	Base rate (includes customer charge)	Fuel or cost adjustment	Total	Total with all environmental, storm, and other fees, including transfer, as applicable**	Base rate (includes customer charge)	Fuel or cost adjustment	Total	Total with all environmental, storm, and other fees, including transfer, as applicable**	Base rate (includes customer charge)	Fuel or cost adjustment	Total	Total with all environmental, storm, and other fees, including transfer, as applicable**	Base rate (includes customer charge)	Fuel or cost adjustment	Total	Total with all environmental, storm, and other fees, including transfer, as applicable**
Alachua	85.56	18.00	103.56	122.19	159.43	36.00	195.43	233.28	687.11	144.00	831.11	1,013.98	1,041.11	240.00	1,281.11	1,564.04
Bartow	56.10	75.14	131.24		103.50	150.27	253.77		431.50	601.08	1,032.58		612.10	1,001.80	1,613.90	
Blountstown	114.81	0.00	114.81		229.63	0.00	229.63		N/A	N/A	N/A		N/A	N/A	N/A	
Bushnell	87.90	48.75	136.65		165.79	97.50	263.29		541.70	390.00	931.70		830.70	650.00	1,480.70	
Chattahoochee	90.53	34.16	124.69		169.80	68.33	238.13		N/A	N/A	N/A		N/A	N/A	N/A	
Clewiston	82.83	37.50	120.33		158.35	75.00	233.35		633.20	300.00	933.20		996.00	500.00	1,496.00	
Fort Meade	85.23	52.50	137.73		153.18	105.00	258.18		560.88	420.00	980.88		923.28	700.00	1,623.28	
Fort Pierce	98.60	14.25	112.85		190.79	28.50	219.29		795.41	114.00	909.41		1,222.63	190.00	1,412.63	
Gainesville	115.39	60.00	175.39		196.75	120.00	316.75		876.00	480.00	1,356.00		1,276.00	800.00	2,076.00	
Green Cove Springs	80.25	43.50	123.75		148.50	87.00	235.50		671.00	348.00	1,019.00		1,000.00	580.00	1,580.00	
Havana	68.63	46.00	114.63		131.25	92.00	223.25		507.00	367.98	874.98		841.00	613.00	1,454.30	
Homestead	67.41	27.75	95.16		127.19	55.50	182.69		569.37	222.00	791.37		861.47	370.00	1,231.47	
Jacksonville	59.44	31.11	90.55		109.63	62.22	171.85		410.77	248.88	659.65		678.45	414.80	1,093.25	
Jacksonville Beach	68.68	46.41	115.09		131.36	92.82	224.18		507.42	371.28	878.70		841.70	618.80	1,460.50	
Key West	129.06	45.49	174.55		225.63	90.98	316.61		967.40	363.90	1,331.30		1,507.00	606.50	2,113.50	
Kissimmee	111.80	2.09	113.89		212.52	4.17	216.69		930.94	16.68	947.62		1,425.64	27.80	1,453.44	
Lake Worth Beach	82.25	47.27	129.52		147.50	94.53	242.03		802.00	378.12	1,180.12		1,130.00	630.20	1,760.20	
Lakeland	52.42	56.25	108.67		91.84	112.50	204.34		348.10	450.00	798.10		511.50	750.00	1,261.50	
Leesburg	116.98	70.00	186.98		167.97	105.00	272.97		740.37	420.00	1,160.37		1,072.81	700.00	1,772.81	
Moore Haven	74.43	42.30	116.73		140.35	84.60	224.95		594.80	338.40	933.20		878.50	564.00	1,442.50	
Mount Dora	48.25	84.00	132.25		85.48	168.00	253.48		247.78	672.00	919.78		335.92	1,120.00	1,455.92	
New Smyrna Beach	80.08	15.98	96.06		150.41	31.95	182.36		576.88	127.80	704.68		951.96	213.00	1,164.96	
Newberry	95.75	33.75	129.50		180.50	67.50	248.00		778.50	270.00	1,048.50		1,165.00	450.00	1,615.00	
Ocala	88.08	42.00	130.08	156.16	84.00	240.16	612.38	336.00	948.38	918.30	560.00	1,478.30				
Orlando	67.66	45.39	113.05	117.82	90.78	208.60	418.78	363.12	781.90	686.30	605.20	1,291.50				
Quincy	86.51	17.25	103.76	156.41	34.50	190.91	619.89	138.00	757.89	917.85	230.00	1,147.85				
St. Cloud	70.37	47.21	117.58	122.54	94.41	216.95	435.56	377.64	813.20	713.80	629.40	1,343.20				
Starke	76.50	49.76	126.26	144.00	99.53	243.53	549.00	398.10	947.10	909.00	663.50	1,572.50				
Tallahassee	61.29	26.39	87.68	110.41	52.79	163.20	707.65	211.14	918.79	968.50	351.90	1,320.40				
Wauchula	96.35	33.75	130.10	166.10	67.50	233.60	602.00	270.00	872.00	919.00	450.00	1,369.00				
Williston	69.74	25.35	95.09	139.47	50.70	190.17	N/A	N/A	N/A	N/A	N/A	N/A				
Winter Park	72.81	38.36	111.17	117.84	128.07	204.78	422.74	306.84	729.58	773.35	641.88	1,153.28	1,222.48			
FL Power & Light	66.51	28.55	95.06	102.37	121.12	181.24	192.11	524.61	772.17	818.50	742.67	1,148.87	1,217.80			
FL Power & Light NW	94.96	28.55	123.51	132.53	178.02	238.14	252.43	676.47	924.03	979.47	989.67	1,395.87	1,479.62			
Duke Energy	82.18	35.90	118.09	125.18	148.90	220.70	233.94	542.38	829.60	879.38	781.64	1,260.34	1,335.96			
Tampa Electric	72.66	30.95	103.61	118.72	122.82	201.49	213.58	423.78	738.42	782.73	660.40	1,192.80	1,264.37			
FL Public Utilities	49.62	66.39	116.01	133.15	71.40	223.39	236.79	545.25	1,118.91	1,186.04	808.95	1,765.06	1,870.96			

Rates for municipal utilities include payments in lieu of taxes, or transfer to the city's general fund, and any applicable storm, conservation, environmental, and other charges generally applicable to customers. Rates for investor-owned utilities include any applicable conservation, capacity, environmental, storm recovery, and other charges or fees generally applicable to customers. Final total columns include average 6% franchise fees for investor-owned utilities.

Utility	75 KW - 15,000 KWH - Commercial/Industrial			75 KW - 30,000 KWH - Commercial/Industrial			150 KW - 30,000 KWH - Commercial/Industrial			150 KW - 60,000 KWH - Commercial/Industrial						
	Base rate (includes customer charge)	Fuel or cost adjustment	Total	Total with all environmental, storm, and other fees, including transfer, as applicable**	Base rate (includes customer charge)	Fuel or cost adjustment	Total	Total with all environmental, storm, and other fees, including transfer, as applicable**	Base rate (includes customer charge)	Fuel or cost adjustment	Total	Total with all environmental, storm, and other fees, including transfer, as applicable**	Base rate (includes customer charge)	Fuel or cost adjustment	Total	Total with all environmental, storm, and other fees, including transfer, as applicable**
Alachua	1,649.21	360.00	2,009.21	2,451.64	2,700.71	720.00	3,420.71	4,180.99	3,252.71	720.00	3,972.71	4,847.74	5,355.71	1,440.00	6,795.71	8,306.44
Bartow	1,047.10	1,502.70	2,549.80		1,375.60	3,005.40	4,381.00		2,073.10	3,005.40	5,078.50		2,730.10	6,010.80	8,740.90	
Blountstown	N/A	N/A	N/A		N/A	N/A	N/A		N/A	N/A	N/A		N/A	N/A	N/A	
Bushnell	1,320.20	975.00	2,295.20		2,190.20	1,950.00	4,140.20		2,617.70	1,950.00	4,567.70		4,357.70	3,900.00	8,257.70	
Chattahoochee	1,777.50	683.25	2,460.75		3,003.00	1,366.50	4,369.50		3,279.00	1,366.50	4,645.50		5,730.00	2,733.00	8,463.00	
Clewiston	1,530.50	750.00	2,280.50		2,756.00	1,500.00	4,256.00		3,026.00	1,500.00	4,526.00		5,477.00	3,000.00	8,477.00	
Fort Meade	1,376.28	1,050.00	2,426.28		2,356.50	2,100.00	4,456.50		3,063.00	2,100.00	5,163.00		4,671.00	4,200.00	8,871.00	
Fort Pierce	1,923.83	285.00	2,208.83		3,247.28	570.00	3,817.28		3,804.53	570.00	4,374.53		6,451.43	1,140.00	7,591.43	
Gainesville	2,028.00	1,200.00	3,228.00		3,108.00	2,400.00	5,508.00		3,948.00	2,400.00	6,348.00		6,108.00	4,800.00	10,908.00	
Green Cove Springs	1,602.50	870.00	2,472.50		2,517.50	1,740.00	4,257.50		3,155.00	1,740.00	4,895.00		4,985.00	3,480.00	8,465.00	
Havana	1,258.50	919.95	2,178.45		2,511.00	1,839.90	4,350.90		2,511.00	1,839.90	4,350.90		5,016.00	3,679.80	8,695.80	
Homestead	1,369.92	555.00	1,924.92		2,226.42	1,110.00	3,336.42		2,704.17	1,110.00	3,814.17		4,417.17	2,220.00	6,637.17	
Jacksonville	1,255.00	622.20	1,877.20		1,795.00	1,244.40	3,039.40		2,425.00	1,244.40	3,039.40		3,505.00	2,488.80	5,993.80	
Jacksonville Beach	1,692.80	928.20	2,621.00		2,731.85	1,856.40	4,588.25		3,369.35	1,856.40	5,225.75		5,447.45	3,712.80	9,160.25	
Key West	2,462.75	909.75	3,372.50		4,017.50	1,819.50	5,837.00		4,955.00	1,819.50	6,774.50		8,064.50	3,639.00	11,703.50	
Kissimmee	2,244.04	41.70	2,285.74		3,765.79	83.40	3,849.19		4,432.54	83.40	4,515.94		7,476.04	166.80	7,642.84	
Lake Worth Beach	1,810.00	945.30	2,755.30		2,590.00	1,890.60	4,480.60		3,490.00	1,890.60	5,380.60		5,050.00	3,781.20	8,831.20	
Lakeland	997.35	1,125.00	2,122.35		1,324.19	2,250.00	3,574.19		1,952.69	2,250.00	4,202.69		2,606.38	4,500.00	7,106.38	
Leesburg	1,802.92	1,050.00	2,852.92		2,525.33	2,100.00	4,625.33		3,573.83	2,100.00	5,673.83		5,018.66	4,200.00	9,218.66	
Moore Haven	1,436.75	846.00	2,282.75		2,161.25	1,692.00	3,853.25		2,840.00	1,692.00	4,532.00		4,289.00	3,384.00	7,673.00	
Mount Dora	582.22	1,680.00	2,262.22		685.87	3,360.00	4,045.87		1,139.62	3,360.00	4,499.62		1,346.92	6,720.00	8,066.92	
New Smyrna Beach	1,783.40	319.50	2,102.90		2,933.30	639.00	3,572.30		3,533.30	639.00	4,172.30		5,833.10	1,278.00	7,111.10	
Newberry	1,878.75	675.00	2,553.75		2,943.75	1,350.00	4,293.75		3,712.50	1,350.00	5,062.50		5,842.50	2,700.00	8,542.50	
Ocala	1,455.95	840.00	2,295.95		2,344.40	1,680.00	4,024.40		2,932.10	1,680.00	4,612.10		4,677.20	3,360.00	8,037.20	
Orlando	1,202.15	907.80	2,109.95		1,544.30	1,815.60	3,359.90		2,369.30	1,815.60	4,184.90		3,053.60	3,631.20	6,684.80	
Quincy	1,424.10	345.00	1,769.10		2,164.80	690.00	2,854.80		2,727.30	690.00	3,417.30		4,208.70	1,380.00	5,588.70	
St. Cloud	1,250.20	944.10	2,194.30		1,606.00	1,888.20	3,494.20		2,464.00	1,888.20	4,352.20		3,175.60	3,776.40	6,952.00	
Starke	1,395.00	995.25	2,390.25		2,709.00	1,990.50	4,699.50		2,709.00	1,990.50	4,699.50		5,409.00	3,981.00	9,390.00	
Tallahassee	1,643.43	527.85	2,171.28	2,040.21	1,055.70	3,095.91	3,203.06	1,055.70	4,258.76	3,996.63	2,111.40	6,108.03				
Wauchula	1,452.50	675.00	2,127.50	2,412.50	1,350.00	3,762.50	2,915.00	1,350.00	4,265.00	4,790.00	2,700.00	7,490.00				
Williston	N/A	N/A	N/A	N/A	N/A	N/A	N/A	N/A	N/A	N/A	N/A	N/A				
Winter Park	1,029.43	767.10	1,796.53	1,904.32	1,661.83	1,534.20	3,196.03	3,387.79	2,040.58	1,534.20	3,574.78	3,789.27	3,305.38	3,068.40	6,373.78	6,756.21
FL Power & Light	1,269.27	570.90	1,888.17	2,001.46	1,663.62	1,141.80	2,853.42	3,024.63	2,510.37	1,141.80	3,748.17	3,973.06	3,299.07	2,283.60	5,678.67	6,019.39
FL Power & Light NW	1,648.92	570.90	2,267.82	2,403.89	2,377.17	1,141.80	3,566.97	3,780.99	3,269.67	1,141.80	4,507.47	4,777.92	4,726.17	2,283.60	7,105.77	7,532.12
Duke Energy	1,332.04	718.05	2,050.09	2,173.10	1,810.39	1,436.10	3,246.49	3,441.28	2,648.14	1,436.10	4,084.24	4,329.29	3,604.84	2,872.20	6,477.04	6,865.66
Tampa Electric	1,182.30	618.90	2,020.95	2,142.21	1,292.70	1,237.80	2,765.75	2,931.70	2,332.20	1,237.80	4,009.50	4,250.07	2,553.00	2,475.60	5,507.10	5,837.53
FL Public Utilities	1,239.60	1,242.15	2,673.75	2,834.18	2,060.10	2,484.30	4,928.40	5,224.10	2,396.85	2,484.30	5,265.15	5,581.06	4,037.85	4,968.80	9,774.65	10,361.13

Rates for municipal utilities include payments in lieu of taxes, or transfer to the city's general fund, and any applicable storm, conservation, environmental, and other charges generally applicable to customers. Rates for investor-owned utilities include any applicable conservation, capacity, environmental, storm recovery, and other charges or fees generally applicable to customers. Final total columns include average 6% franchise fees for investor-owned utilities.

Utility	300 KW - 60,000 KWH - Commercial/Industrial			Total with all environmental, storm, and other fees, including transfer, as applicable**	300 KW - 120,000 KWH - Commercial/Industrial			Total with all environmental, storm, and other fees, including transfer, as applicable**	500 KW - 100,000 KWH - Commercial/Industrial			Total with all environmental, storm, and other fees, including transfer, as applicable**	500 KW - 200,000 KWH - Commercial/Industrial			Total with all environmental, storm, and other fees, including transfer, as applicable**
	Base rate (includes customer charge)	Fuel or cost adjustment	Total		Base rate (includes customer charge)	Fuel or cost adjustment	Total		Base rate (includes customer charge)	Fuel or cost adjustment	Total		Base rate (includes customer charge)	Fuel or cost adjustment	Total	
Alachua	6,459.71	1,440.00	7,899.71	9,639.94	10,665.71	2,880.00	13,545.71	16,557.34	10,735.71	2,400.00	13,135.71	16,830.12	17,745.71	4,800.00	22,545.71	27,523.12
Bartow	4,125.10	6,010.80	10,135.90		5,439.10	12,021.60	17,460.70		6,861.10	10,018.00	16,879.10		9,051.10	20,036.00	29,087.10	
Blountstown	N/A	N/A	N/A		N/A	N/A	N/A		N/A	N/A	N/A		N/A	N/A	N/A	
Bushnell	5,212.70	3,900.00	9,112.70		8,692.70	7,800.00	16,492.70		8,672.70	6,500.00	15,172.70		14,472.70	13,000.00	27,472.70	
Chattahoochee	6,558.00	2,733.00	9,291.00		11,460.00	5,466.00	16,926.00		10,930.00	4,555.00	15,485.00		19,100.00	9,110.00	28,210.00	
Clewiston	6,017.00	3,000.00	9,017.00		10,919.00	6,000.00	16,919.00		10,005.00	5,000.00	15,005.00		18,175.00	10,000.00	28,175.00	
Fort Meade	6,042.00	4,200.00	10,242.00		9,300.00	8,400.00	17,700.00		10,112.00	7,000.00	17,112.00		15,472.00	14,000.00	29,472.00	
Fort Pierce	7,565.93	1,140.00	8,705.93		12,859.73	2,280.00	15,139.73		12,581.13	1,900.00	14,481.13		21,404.13	3,800.00	25,204.13	
Gainesville	7,590.30	4,800.00	12,390.30		11,823.90	9,600.00	21,423.90		12,578.50	8,000.00	20,578.50		19,634.50	16,000.00	35,634.50	
Green Cove Springs	6,260.00	3,480.00	9,740.00		9,920.00	6,960.00	16,880.00		10,400.00	5,800.00	16,200.00		16,500.00	11,600.00	28,100.00	
Havana	5,016.00	3,679.80	8,695.80		10,026.00	7,359.60	17,385.60		8,356.00	6,133.00	14,489.00		16,706.00	12,266.00	28,972.00	
Homestead	5,372.67	2,220.00	7,592.67		8,798.67	4,440.00	13,238.67		8,930.67	3,700.00	12,630.67		14,640.67	7,400.00	22,040.67	
Jacksonville	4,765.00	2,488.80	7,253.80		6,925.00	4,677.60	11,602.60		7,885.00	4,148.00	12,033.00		11,485.00	8,296.00	19,781.00	
Jacksonville Beach	6,722.45	3,712.80	10,435.25		10,878.65	7,425.60	18,304.25		11,193.25	6,188.00	17,381.25		18,120.25	12,376.00	30,496.25	
Key West	9,939.50	3,639.00	13,578.50		16,158.50	7,278.00	23,436.50		16,585.50	6,065.00	22,650.50		26,950.50	12,130.00	39,080.50	
Kissimmee	8,809.54	166.80	8,976.34		14,896.54	333.60	15,230.14		15,446.12	278.00	15,724.12		24,755.12	556.00	25,311.12	
Lake Worth Beach	6,850.00	3,781.20	10,631.20		9,970.00	7,562.40	17,532.40		11,330.00	6,302.00	17,632.00		16,530.00	12,604.00	29,134.00	
Lakeland	3,863.38	4,500.00	8,363.38		5,170.76	9,000.00	14,170.76		7,106.97	7,500.00	14,606.97		8,863.94	15,000.00	23,863.94	
Leesburg	7,115.66	4,200.00	11,315.66		10,005.32	8,400.00	18,405.32		12,491.00	7,000.00	19,491.00		16,886.00	14,000.00	30,886.00	
Moore Haven	5,646.50	3,384.00	9,030.50		8,544.50	6,768.00	15,312.50		9,388.50	5,640.00	15,028.50		14,218.50	11,280.00	25,498.50	
Mount Dora	2,254.42	6,720.00	8,974.42	2,669.02	13,440.00	16,109.02	3,740.82	11,200.00	14,940.82	4,431.82	22,400.00	26,831.82				
New Smyrna Beach	6,751.20	1,278.00	8,029.20	11,057.40	2,556.00	13,613.40	11,222.00	2,130.00	13,352.00	18,399.00	4,260.00	22,659.00				
Newberry	7,380.00	2,700.00	10,080.00	11,640.00	5,400.00	17,040.00	12,270.00	4,500.00	16,770.00	19,370.00	9,000.00	28,370.00				
Ocala	5,814.20	3,360.00	9,174.20	9,304.40	6,720.00	16,024.40	10,042.00	5,600.00	15,642.00	15,754.00	11,200.00	26,954.00				
Orlando	4,703.60	3,631.20	8,334.80	6,072.20	7,262.40	13,334.60	7,816.00	6,052.00	13,868.00	10,097.00	12,104.00	22,201.00				
Quincy	5,333.70	1,380.00	6,713.70	8,296.50	2,760.00	11,056.50	8,808.90	2,300.00	11,108.90	13,746.90	4,600.00	18,346.90				
St. Cloud	4,891.60	3,776.40	8,668.00	6,314.80	7,552.80	13,867.60	8,128.40	6,294.00	14,422.40	10,500.40	12,588.00	23,088.40				
Starke	5,409.00	3,981.00	9,390.00	10,809.00	7,962.00	18,771.00	9,009.00	6,635.00	15,644.00	18,009.00	13,270.00	31,279.00				
Tallahassee	6,322.33	2,111.40	8,433.73	7,909.47	4,222.80	12,132.27	10,411.91	3,519.00	13,930.91	12,987.70	7,038.00	20,025.70				
Wauchula	5,705.00	2,700.00	8,405.00	9,545.00	5,400.00	14,945.00	9,485.00	4,500.00	13,985.00	15,885.00	9,000.00	24,885.00				
Williston	N/A	N/A	N/A	N/A	N/A	N/A	N/A	N/A	N/A	N/A	N/A	N/A				
Winter Park	4,100.78	3,068.40	7,169.18	7,599.33	6,574.40	12,711.20	13,473.87	6,680.46	5,114.00	11,794.46	12,502.13	10,803.16	21,031.16	22,293.03		
FL Power & Light	4,992.57	2,283.60	7,468.17	7,916.26	6,569.97	11,329.17	12,008.92	8,992.32	3,802.00	13,159.32	13,948.88	11,101.32	7,604.00	19,070.32	20,214.54	
FL Power & Light NW	6,511.17	2,283.60	8,986.77	9,525.98	9,424.17	14,183.37	15,034.37	12,604.32	3,802.00	16,771.32	17,777.60	15,190.32	7,604.00	23,159.32	24,548.88	
Duke Energy	5,280.34	2,872.20	8,152.54	8,641.69	7,193.74	12,938.14	13,714.43	8,943.54	4,739.00	13,682.54	14,503.49	12,130.54	9,478.00	21,608.54	22,905.05	
Tampa Electric	4,632.00	2,475.60	7,986.60	8,465.80	5,073.60	10,981.80	11,640.71	7,698.40	4,126.00	13,289.40	14,086.76	8,434.40	8,252.00	18,281.40	19,378.28	
FL Public Utilities	4,711.35	4,968.60	10,447.95	11,074.83	7,993.35	19,466.55	20,634.54	5,907.42	8,032.00	15,219.42	16,132.59	8,447.42	16,064.00	27,071.42	28,695.71	

Rates for municipal utilities include payments in lieu of taxes, or transfer to the city's general fund, and any applicable storm, conservation, environmental, and other charges generally applicable to customers. Rates for investor-owned utilities include any applicable conservation, capacity, environmental, storm recovery, and other charges or fees generally applicable to customers. Final total columns include average 6% franchise fees for investor-owned utilities.