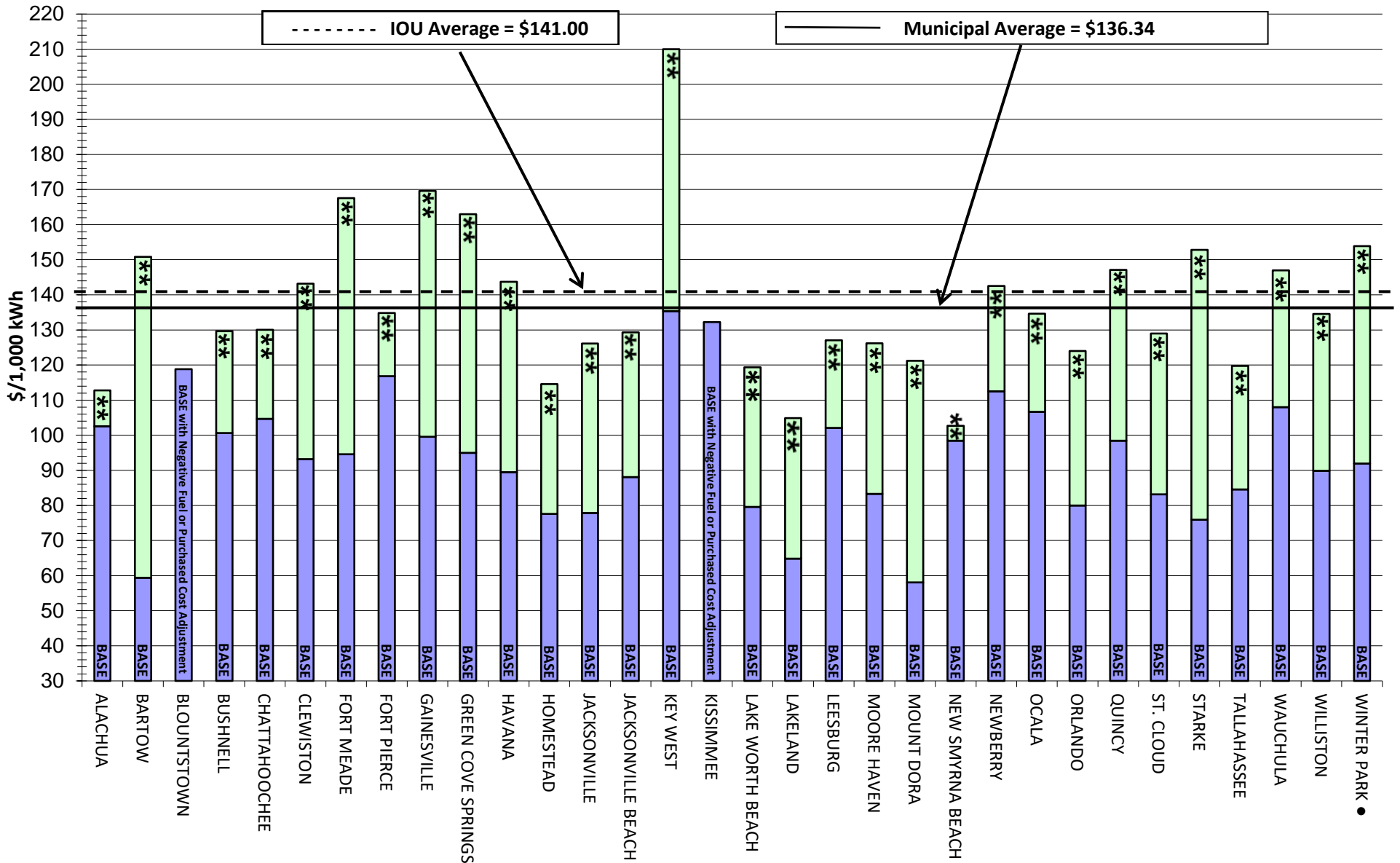


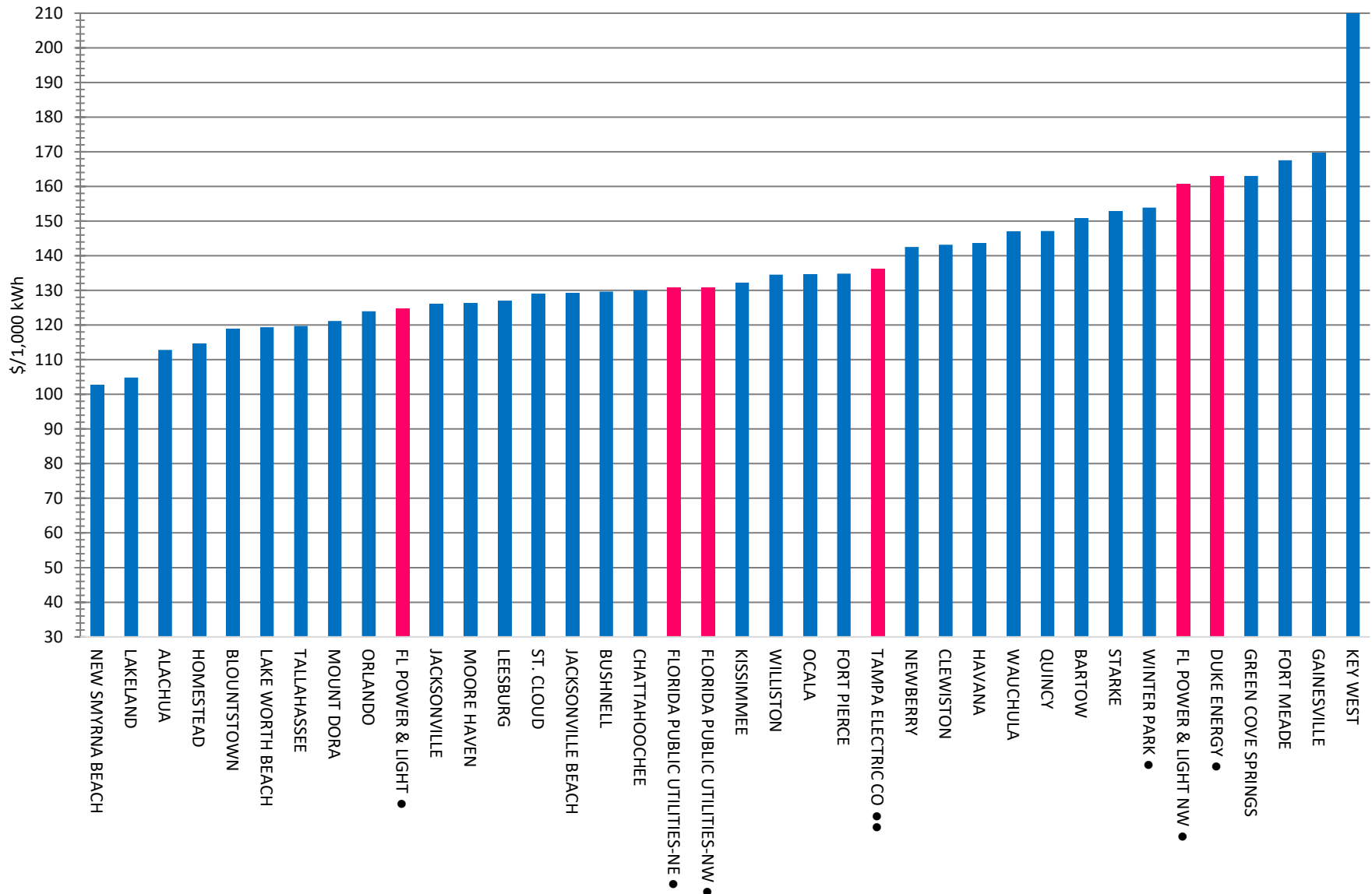
1,000 kWh Residential Bill Comparison: June 2022, Alphabetical



● Includes average 6% franchise fee

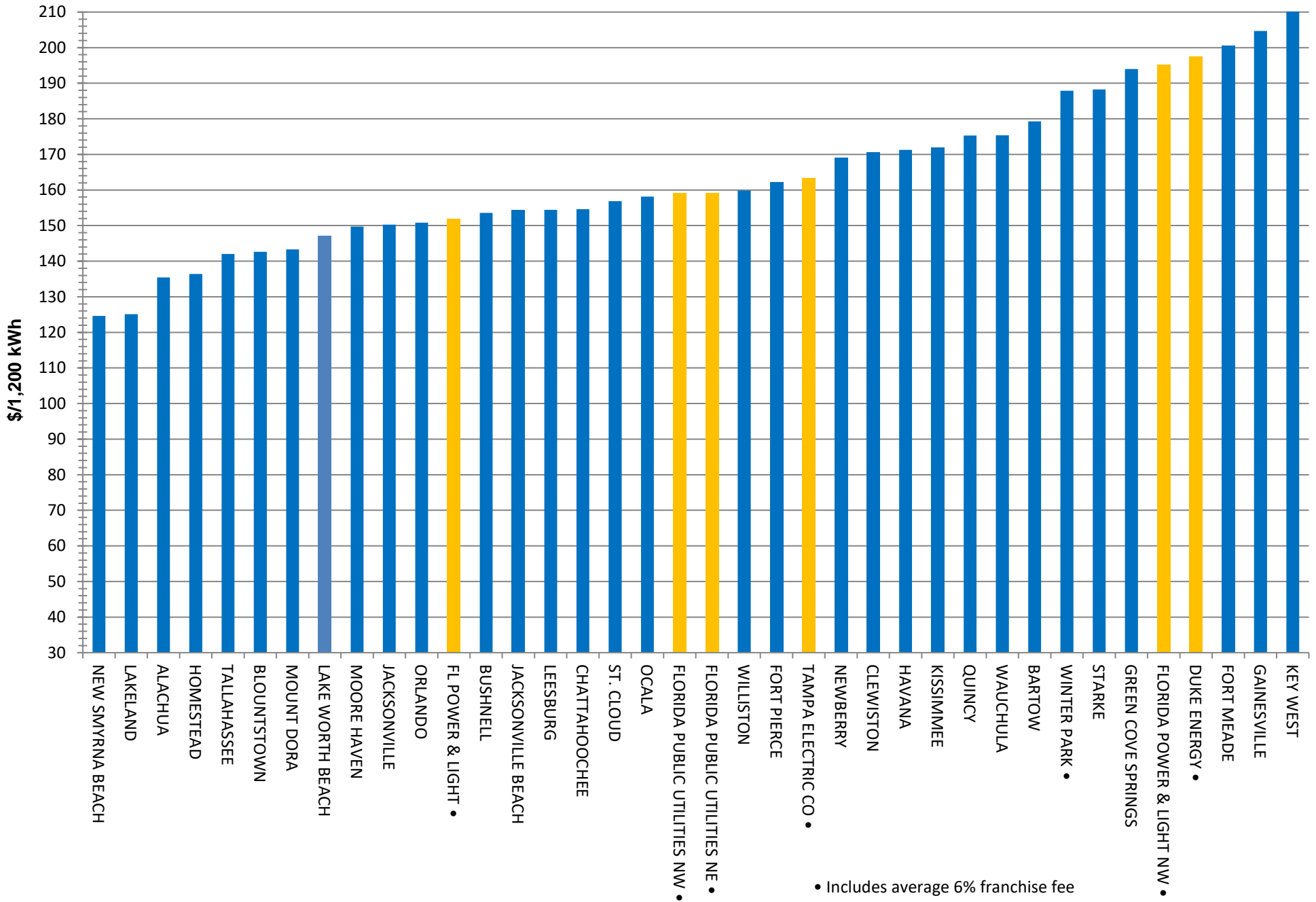
** Fuel, purchased power, or cost adjustment

1,000 kWh Residential Bill Comparison: June 2022, Municipals & IOUs



• Includes average 6% franchise fee

1,200 kWh Residential Bill Comparison: June 2022, Municipals & IOUs



Lowest Cost Utilities in Florida

June 2022

Source: Florida Municipal Electric Association Monthly Bill Comparison

Residential Bills

1,000 kWh	NEW SMYRNA BEACH
1,200 kWh	NEW SMYRNA BEACH
2,500 kWh	LAKELAND

Commercial Bills

Non-Demand 750 kWh	LAKELAND
Non-Demand 1,500 kWh	LAKELAND
30 kW - 6,000 kWh	LAKELAND
40 kW - 10,000 kWh	LAKELAND
75 kW - 15,000 kWh	MOUNT DORA
75 kW - 30,000 kWh	LAKELAND
150 kW - 30,000 kWh	MOUNT DORA
150 kW - 60,000 kWh	LAKELAND

Industrial Bills

300 kW - 60,000 kWh	MOUNT DORA
300 kW - 120,000 kWh	LAKELAND
500 kW - 100,000 kWh	MOUNT DORA
500 kW - 200,000 kWh	MOUNT DORA

COMPARISON OF RESIDENTIAL ELECTRIC RATES COMPILED BY FLORIDA MUNICIPAL ELECTRIC ASSOCIATION, INC. - TALLAHASSEE, FLORIDA

June 2022		1,000 KWH			***	1,200 KWH			***	2,500 KWH			***	
CITY	Customer Charge	Base Rate (Includes Customer Charge)	Fuel or Cost Adjustment	Total	Total with franchise or transfer fee and storm hardening fee	Base Rate (Includes Customer Charge)	Fuel or Cost Adjustment	Total	Total with franchise or transfer fee and storm hardening fee	Base Rate (Includes Customer Charge)	Fuel or Cost Adjustment	Total	Total with franchise or transfer fee and storm hardening fee	
ALACHUA		9.14	102.54	10.25	112.79	123.12	12.30	135.42		257.80	25.63	283.43		
BARTOW		8.70	59.40	91.45	150.85	69.54	109.74	179.28		135.45	228.63	364.08		
BLOUNTSTOWN		5.01	118.85	0.00	118.85	142.62	0.00	142.62		297.13	0.00	297.13		
BUSHNELL		10.00	100.65	29.00	129.65	118.78	34.80	153.58		236.63	72.50	309.13		
CHATTAHOOCHEE		7.15	104.65	25.36	130.01	124.15	30.43	154.58		250.90	63.39	314.29		
CLEWISTON		6.50	93.20	50.00	143.20	110.54	60.00	170.54		223.50	125.00	348.50		
FORT MEADE		12.96	94.56	73.00	167.56	112.88	87.60	200.48		231.96	182.50	414.46		
FORT PIERCE		6.01	116.84	18.00	134.84	140.56	21.60	162.16		294.80	45.00	339.80		
GAINESVILLE	G	16.00	99.59	70.00	169.59	120.71	84.00	204.71		258.00	175.00	433.00		
GREEN COVE SPRINGS		12.00	95.00	68.00	163.00	112.40	81.60	194.00		225.50	170.00	395.50		
HAVANA		6.00	89.50	54.22	143.72	106.20	65.06	171.26		214.75	135.55	350.30		
HOMESTEAD	G	5.60	77.60	37.00	114.60	92.00	44.40	136.40		185.60	92.50	278.10		
JACKSONVILLE	G	5.50	77.83	48.30	126.13	92.30	57.96	150.26		186.33	120.75	307.08		
JACKSONVILLE BEACH		4.50	88.07	41.25	129.32	104.78	49.50	154.28		213.43	103.13	316.56		
KEY WEST	G	24.00	135.35	74.65	210.00	157.62	89.58	247.20		302.38	186.63	489.01		
KISSIMMEE	G	10.17	133.27	-12.07	121.20	173.07	-14.49	158.58	132.26	171.85	349.55	-30.18	319.37	347.02
LAKE WORTH BEACH	G	10.55	79.55	39.83	119.38	97.35	49.80	147.15		213.05	114.58	327.63		
LAKELAND	G	11.00	64.87	40.00	104.87	77.08	48.00	125.08		162.57	100.00	262.57		
LEESBURG		12.20	102.08	25.00	127.08	124.42	30.00	154.42		269.61	62.50	332.11		
MOORE HAVEN		8.50	83.30	42.90	126.20	98.26	51.48	149.74		195.50	107.25	302.75		
MOUNT DORA		10.55	58.05	63.15	121.20	67.55	75.78	143.33		129.30	157.88	287.18		
NEW SMYRNA BEACH	G	8.25	98.41	4.25	102.66	119.55	5.10	124.65		256.96	10.63	267.59		
NEWBERRY		9.50	112.50	30.00	142.50	133.10	36.00	169.10		267.00	75.00	342.00		
OCALA		17.00	106.64	28.00	134.64	124.57	33.60	158.17		241.10	70.00	311.10		
ORLANDO	G	15.00	79.98	44.02	124.00	97.98	52.82	150.80		214.95	110.05	325.00		
QUINCY		6.00	98.41	48.70	147.11	116.89	58.44	175.33		237.03	121.75	358.78		
ST. CLOUD	G	15.60	83.18	45.78	128.96	101.90	54.94	156.84		223.55	114.45	338.00		
STARKE		N/A	75.95	76.88	152.83	96.00	92.26	188.26		230.02	192.20	422.22		
TALLAHASSEE	G	8.25	84.56	35.19	119.75	99.82	42.23	142.05		199.03	87.98	287.01		
WAUCHULA		15.00	108.00	39.00	147.00	128.60	46.80	175.40		262.50	97.50	360.00		
WILLISTON		8.00	89.84	44.70	134.54	106.21	53.64	159.85		212.60	111.75	324.35		
WINTER PARK		16.98	83.22	61.96	145.18	100.90	76.35	177.25	153.89	187.89	215.82	169.90	385.72	408.86
FL POWER & LIGHT *	G	8.99	80.56	34.87	117.57	124.62	96.88	143.29		151.89	202.93	102.18	310.46	329.09
FL POWER & LIGHT NW *	G	8.99	114.60	34.87	151.61	160.71	137.73	184.14		195.19	288.03	102.18	395.56	419.29
DUKE ENERGY *	G	12.45	108.94	44.69	153.63	162.85	130.54	186.31		197.49	170.93	127.78	398.70	422.62
TAMPA ELECTRIC **	G	21.00	78.69	37.91	128.57	136.28	92.23	154.09		163.34	180.23	109.78	319.95	339.15
FLORIDA PUBLIC UTILITIES-NE *	G	16.95	40.68	69.89	123.37	130.77	48.45	150.18		159.19	98.99	193.48	324.47	343.94
FLORIDA PUBLIC UTILITIES-NW *	G	16.95	40.68	69.89	123.37	130.77	48.45	150.18		159.19	98.99	193.48	324.47	343.94

*Rates for municipal utilities INCLUDE payment-in-lieu of tax to the city's general fund. Rates for investor-owned utilities DO NOT INCLUDE franchise fee payments, which average 6% across Florida. G = Generating utility. **Total includes conservation, capacity, environmental, refund credit (if applicable). ***Total include 6% franchise fee for IOUs and storm hardening fee. For municipal utilities, total include

COMPARISON OF COMMERCIAL ELECTRIC RATES COMPILED BY FLORIDA MUNICIPAL ELECTRIC ASSOCIATION, INC. - TALLAHASSEE, FLORIDA

CITY	Non-Demand - 750 KWH			*** Total with franchise or transfer fee	Non-Demand - 1,500 KWH			*** Total with franchise or transfer fee	30 KW - 6,000 KWH			*** Total with franchise or transfer fee	40 KW-10,000 KWH			*** Total with franchise or transfer fee payment
	Base Rate (Includes Customer Charge)	Fuel or Cost Adjustment	Total		Base Rate (Includes Customer Charge)	Fuel or Cost Adjustment	Total		Base Rate (Includes Customer Charge)	Fuel or Cost Adjustment	Total		Base Rate (Includes Customer Charge)	Fuel or Cost Adjustment	Total	
ALACHUA	85.56	7.69	93.25	111.05	159.43	15.38	174.81	211.00	687.11	61.50	748.61	924.88	1,041.11	102.50	1,143.61	1,415.54
BARTOW	56.10	68.59	124.69		103.50	137.18	240.68		431.50	548.70	980.20		612.10	914.50	1,526.60	
BLOUNTSTOWN	99.84	0.00	99.84		199.68	0.00	199.68		N/A	N/A	N/A		N/A	N/A	N/A	
BUSHNELL	87.90	21.75	109.65		165.79	43.50	209.29		541.70	174.00	715.70		830.70	290.00	1,120.70	
CHATTAHOOCHEE	87.53	19.02	106.55		166.80	38.03	204.83		N/A	N/A	N/A		N/A	N/A	N/A	
CLEWISTON	82.83	37.50	120.33		158.35	75.00	233.35		633.20	300.00	933.20		996.00	500.00	1,496.00	
FORT MEADE	85.23	54.75	139.98		153.18	109.50	262.68		560.88	438.00	998.88		923.28	730.00	1,653.28	
FORT PIERCE	95.14	13.50	108.64		184.43	27.00	211.43		767.16	108.00	875.16		1,184.70	180.00	1,364.70	
GAINESVILLE	111.99	52.50	164.49		190.95	105.00	295.95		849.90	420.00	1,269.90		1,238.00	700.00	1,938.00	
GREEN COVE SPRINGS	80.25	51.00	131.25		148.50	102.00	250.50		671.00	408.00	1,079.00		1,000.00	680.00	1,680.00	
HAVANA	68.63	40.67	109.30		131.25	81.33	212.58		507.00	325.32	832.32		841.00	542.20	1,383.20	
HOMESTEAD	67.41	27.75	95.16		127.19	55.50	182.69		569.37	222.00	791.37		861.47	370.00	1,231.47	
JACKSONVILLE	59.44	36.23	95.67		109.63	72.45	182.08		410.77	289.80	700.57		678.45	483.00	1,161.45	
JACKSONVILLE BEACH	68.68	30.94	99.62		131.36	61.88	193.24		507.42	247.50	754.92		841.70	412.50	1,254.20	
KEY WEST	129.06	55.99	185.05		225.63	111.98	337.61		967.40	447.90	1,415.30		1,507.00	746.50	2,253.50	
KISSIMMEE	111.80	-9.05	102.75		212.52	-18.11	194.41		930.94	-72.42	858.52		1,425.64	-120.70	1,304.94	
LAKE WORTH BEACH	82.25	31.45	113.70		147.50	62.90	210.40		802.00	251.58	1,053.58		1,130.00	419.30	1,549.30	
LAKELAND	52.78	30.00	82.78		92.54	60.00	152.54		350.89	240.00	590.89		516.16	400.00	916.16	
LEESBURG	110.82	25.00	135.82		160.13	37.50	197.63		710.40	150.00	860.40		1,031.72	250.00	1,281.72	
MOORE HAVEN	74.43	32.18	106.61		140.35	64.35	204.70		594.80	257.40	852.20		878.50	429.00	1,307.50	
MOUNT DORA	46.18	47.36	93.54	81.80	94.73	176.53	237.11	378.90	616.01	321.45	631.50	952.95				
NEW SMYRNA BEACH	80.08	3.19	83.27	150.41	6.38	156.79	576.88	25.50	602.38	951.96	42.50	994.46				
NEWBERRY	95.75	22.50	118.25	180.50	45.00	225.50	778.50	180.00	958.50	1,165.00	300.00	1,465.00				
OCALA	88.08	21.00	109.08	156.16	42.00	198.16	612.38	168.00	780.38	918.30	280.00	1,198.30				
ORLANDO	71.12	33.02	104.14	124.74	66.03	190.77	446.44	264.12	710.56	740.90	440.20	1,181.10				
QUINCY	86.51	36.53	123.04	156.41	73.05	229.46	619.89	292.20	912.09	917.85	487.00	1,404.85				
ST. CLOUD	73.96	34.34	108.30	129.73	68.67	198.40	464.30	274.68	738.98	770.50	457.80	1,228.30				
STARKE	76.50	57.66	134.16	144.00	115.32	259.32	549.00	461.28	1,010.28	909.00	768.80	1,677.80				
TALLAHASSEE	56.49	26.39	82.88	101.77	52.79	154.56	652.21	211.14	863.35	892.63	351.90	1,244.53				
WAUCHULA	96.35	29.25	125.60	166.10	58.50	224.60	602.00	234.00	836.00	919.00	390.00	1,309.00				
WILLISTON	79.04	33.53	112.57	143.07	67.05	210.12										
WINTER PARK	72.81	49.70	122.51	128.07	99.39	227.46	422.74	397.56	820.30	869.52	641.88	1,304.48				
FL POWER & LIGHT *	66.51	28.55	96.58	102.37	121.12	181.24	192.11	524.61	228.36	772.17	818.50	742.67	380.60	1,148.87	1,217.80	
FL POWER & LIGHT NW *	94.96	28.55	125.03	132.53	178.02	238.14	252.43	676.47	228.36	924.03	979.47	989.67	380.60	1,395.87	1,479.62	
DUKE ENERGY *	81.89	35.90	117.79	124.86	148.31	220.12	233.33	540.52	287.22	827.74	877.40	778.54	478.70	1,257.24	1,332.67	
TAMPA ELECTRIC **	71.96	30.95	112.31	119.05	121.71	200.38	212.40	420.24	247.56	734.88	778.97	655.10	412.60	1,187.50	1,258.75	
FLORIDA PUBLIC UTILITIES-NE *	49.62	55.42	114.64	121.52	71.40	201.44	213.53	545.25	407.70	1,029.75	1,091.54	808.95	679.50	1,616.46	1,713.45	
FLORIDA PUBLIC UTILITIES-NW *	49.62	55.42	114.64	121.52	71.40	201.44	213.53	545.25	407.70	1,029.75	1,091.54	808.95	679.50	1,616.46	1,713.45	

*Rates for municipal utilities INCLUDE payment-in-lieu of tax to the city's general fund. Rates for investor-owned utilities DO NOT INCLUDE franchise fee payments, which average 6% across Florida. G = Generating utility.

Total includes conservation, capacity, environmental and refund credit (if applicable). *Total include 6% franchise fee for IOUs. For municipal utilities, total include actual transfer payment.

COMPARISON OF COMMERCIAL ELECTRIC RATES COMPILED BY FLORIDA MUNICIPAL ELECTRIC ASSOCIATION, INC. - TALLAHASSEE, FL

CITY	75 KW - 15,000 KWH			*** Total with franchise or transfer fee payment	75 KW - 30,000 KWH			*** Total with franchise or transfer fee payment	150 KW - 30,000 KWH			*** Total with franchise or transfer fee payment	150 KW - 60,000 KWH			*** Total with franchise or transfer fee payment
	Base Rate (Includes Customer Charge)	Fuel or Cost Adjustment	Total		Base Rate (Includes Customer Charge)	Fuel or Cost Adjustment	Total		Base Rate (Includes Customer Charge)	Fuel or Cost Adjustment	Total		Base Rate (Includes Customer Charge)	Fuel or Cost Adjustment	Total	
ALACHUA	1,649.21	153.75	1,802.96	2,228.89	2,700.71	307.50	3,008.21	3,735.49	3,252.71	307.50	3,560.21	4,402.24	5,355.71	615.00	5,970.71	7,415.44
BARTOW	1,047.10	1,371.75	2,418.85		1,375.60	2,743.50	4,119.10		2,073.10	2,743.50	4,816.60		2,730.10	5,487.00	8,217.10	
BLOUNTSTOWN	N/A	N/A	N/A		N/A	N/A	N/A		N/A	N/A	N/A		N/A	N/A	N/A	
BUSHNELL	1,320.20	435.00	1,755.20		2,190.20	870.00	3,060.20		2,617.70	870.00	3,487.70		4,357.70	1,740.00	6,097.70	
CHATTAHOOCHEE	1,777.50	380.33	2,157.83		3,003.00	760.65	3,763.65		3,279.00	760.65	4,039.65		5,730.00	1,521.30	7,251.30	
CLEWISTON	1,530.50	750.00	2,280.50		2,756.00	1,500.00	4,256.00		3,026.00	1,500.00	4,526.00		5,477.00	3,000.00	8,477.00	
FORT MEADE	1,376.28	1,095.00	2,471.28		2,356.50	2,190.00	4,546.50		3,063.00	2,190.00	5,253.00		4,671.00	4,380.00	9,051.00	
FORT PIERCE	1,858.95	270.00	2,128.95		3,170.85	540.00	3,710.85		3,678.60	540.00	4,218.60		6,302.40	1,080.00	7,382.40	
GAINESVILLE	1,967.25	1,050.00	3,017.25		3,015.75	2,100.00	5,115.75		3,829.50	2,100.00	5,929.50		5,926.50	4,200.00	10,126.50	
GREEN COVE SPRINGS	1,602.50	1,020.00	2,622.50		2,517.50	2,040.00	4,557.50		3,155.00	2,040.00	5,195.00		4,985.00	4,080.00	9,065.00	
HAVANA	1,258.50	813.30	2,071.80		2,511.00	1,626.60	4,137.60		2,511.00	1,626.60	4,137.60		5,016.00	3,253.20	8,269.20	
HOMESTEAD	1,369.92	555.00	1,924.92		2,226.42	1,110.00	3,336.42		2,704.17	1,110.00	3,814.17		4,417.17	2,220.00	6,637.17	
JACKSONVILLE	1,255.00	724.50	1,979.50		1,795.00	1,449.00	3,244.00		2,425.00	1,449.00	3,874.00		3,505.00	2,898.00	6,403.00	
JACKSONVILLE BEACH	1,692.80	618.75	2,311.55		2,731.85	1,237.50	3,969.35		3,369.35	1,237.50	4,606.85		5,447.45	2,475.00	7,922.45	
KEY WEST	2,462.75	1,119.75	3,582.50		4,017.50	2,239.50	6,257.00		4,955.00	2,239.50	7,194.50		8,064.50	4,479.00	12,543.50	
KISSIMMEE	2,244.04	-181.05	2,062.99		3,765.79	-362.10	3,403.69		4,432.54	-362.10	4,070.44		7,476.04	-724.20	6,751.84	
LAKE WORTH BEACH	1,810.00	628.95	2,438.95		2,590.00	1,257.90	3,847.90		3,490.00	1,257.90	4,747.90		5,050.00	2,515.80	7,565.80	
LAKELAND	1,004.34	600.00	1,604.34		1,338.17	1,200.00	2,538.17		1,966.67	1,200.00	3,166.67		2,634.35	2,400.00	5,034.35	
LEESBURG	1,737.12	375.00	2,112.12		2,435.82	750.00	3,185.82		3,448.32	750.00	4,198.32		4,845.72	1,500.00	6,345.72	
MOORE HAVEN	1,436.75	643.50	2,080.25		2,161.25	1,287.00	3,448.25		2,840.00	1,287.00	4,127.00		4,289.00	2,574.00	6,863.00	
MOUNT DORA	557.15	947.25	1,504.40		656.30	1,894.50	2,550.80		1,090.55	1,894.50	2,985.05		1,288.85	3,789.00	5,077.85	
NEW SMYRNA BEACH	1,783.40	63.75	1,847.15		2,933.30	127.50	3,060.80		3,533.30	127.50	3,660.80		5,833.10	255.00	6,088.10	
NEWBERRY	1,878.75	450.00	2,328.75		2,943.75	900.00	3,843.75		3,712.50	900.00	4,612.50		5,842.50	1,800.00	7,642.50	
OCALA	1,455.95	420.00	1,875.95		2,344.40	840.00	3,184.40		2,932.10	840.00	3,772.10		4,677.20	1,680.00	6,357.20	
ORLANDO	1,258.85	660.30	1,919.15		1,657.70	1,320.60	2,978.30		2,482.70	1,320.60	3,803.30		3,280.40	2,641.20	5,921.60	
QUINCY	1,424.10	730.50	2,154.60		2,164.80	1,461.00	3,625.80		2,727.30	1,461.00	4,188.30		4,208.70	2,922.00	7,130.70	
ST. CLOUD	1,309.15	686.70	1,995.85		1,723.90	1,373.40	3,097.30		2,581.90	1,373.40	3,955.30		3,411.40	2,746.80	6,158.20	
STARKE	1,395.00	1,153.20	2,548.20		2,709.00	2,306.40	5,015.40		2,709.00	2,306.40	5,015.40		5,409.00	4,612.80	10,021.80	
TALLAHASSEE	1,514.68	527.85	2,042.53	1,880.38	1,055.70	2,936.08	2,952.13	1,055.70	4,007.83	3,683.53	2,111.40	5,794.93				
WAUCHULA	1,452.50	585.00	2,037.50	2,412.50	1,170.00	3,582.50	2,915.00	1,170.00	4,085.00	4,790.00	2,340.00	7,130.00				
WILLISTON																
WINTER PARK	1,029.43	993.90	2,023.33	2,144.73	1,661.83	1,987.80	3,649.63	3,868.61	2,040.58	1,987.80	4,028.38	4,270.08	3,305.38	3,975.60	7,280.98	7,717.84
FL POWER & LIGHT *	1,269.27	570.90	1,888.17	2,001.46	1,663.62	1,141.80	2,853.42	3,024.63	2,510.37	1,141.80	3,748.17	3,973.06	3,299.07	2,283.60	5,678.67	6,019.39
FL POWER & LIGHT NW *	1,648.92	570.90	2,267.82	2,403.89	2,377.17	1,141.80	3,566.97	3,780.99	3,269.67	1,141.80	4,507.47	4,777.92	4,726.17	2,283.60	7,105.77	7,532.12
DUKE ENERGY *	1,327.39	718.05	2,045.44	2,168.17	1,801.09	1,436.10	3,237.19	3,431.42	2,638.84	1,436.10	4,074.94	4,319.44	3,586.24	2,872.20	6,458.44	6,845.95
TAMPA ELECTRIC **	1,027.60	618.90	1,761.10	1,866.77	1,282.35	1,237.80	2,759.40	2,924.96	2,025.10	1,237.80	3,492.10	3,701.63	2,532.60	2,475.60	5,486.70	5,815.90
FLORIDA PUBLIC UTILITIES-NE *	1,239.60	1,019.25	2,450.85	2,597.90	2,060.10	2,038.50	4,482.60	4,751.56	2,396.85	2,038.50	4,819.35	5,108.51	4,037.85	4,077.00	8,882.85	9,415.82
FLORIDA PUBLIC UTILITIES-NW *	1,239.60	1,019.25	2,450.85	2,597.90	2,060.10	2,038.50	4,482.60	4,751.56	2,396.85	2,038.50	4,819.35	5,108.51	4,037.85	4,077.00	8,882.85	9,415.82

*Rates for municipal utilities INCLUDE payment-in-lieu of tax to the city's general fund. Rates for investor-owned utilities DO NOT INCLUDE franchise fee payments, which average 6% across Florida. G = Generating utility. **Total includes conservation, capacity, environmental and refund credit (if applicable). ***Total include 6% franchise fee for IOUs. For municipal utilities, total include actual transfer payment.

COMPARISON OF COMMERCIAL/INDUSTRIAL ELECTRIC RATES COMPILED BY FLORIDA MUNICIPAL ELECTRIC ASSOCIATION, INC. - TALLAHASSEE, FLORIDA

CITY	300 KW - 60,000 KWH			***	300 KW - 120,000 KWH			***	500 KW - 100,000 KWH			***	500 KW - 200,000 KWH			***
	Base Rate (Includes Customer Charge)	Fuel or Cost Adjustment	Total	Total with franchise or transfer fee payment	Base Rate (Includes Customer Charge)	Fuel or Cost Adjustment	Total	Total with franchise or transfer fee payment	Base Rate (Includes Customer Charge)	Fuel or Cost Adjustment	Total	Total with franchise or transfer fee payment	Base Rate (Includes Customer Charge)	Fuel or Cost Adjustment	Total	Total with franchise or transfer fee payment
ALACHUA	6,459.71	615.00	7,074.71		10,665.71	1,230.00	11,895.71		10,735.71	1,025.00	11,760.71		17,745.71	2,050.00	19,795.71	
BARTOW	4,125.10	5,487.00	9,612.10		5,439.10	10,974.00	16,413.10		6,861.10	9,145.00	16,006.10		9,051.10	18,290.00	27,341.10	
BLOUNTSTOWN	N/A	N/A	N/A		N/A	N/A	N/A		N/A	N/A	N/A		N/A	N/A	N/A	
BUSHNELL	5,212.70	1,740.00	6,952.70		8,692.70	3,480.00	12,172.70		8,672.70	2,900.00	11,572.70		14,472.70	5,800.00	20,272.70	
CHATTAHOOCHEE	6,558.00	1,521.30	8,079.30		11,460.00	3,042.60	14,502.60		10,930.00	2,535.50	13,465.50		19,100.00	5,071.00	24,171.00	
CLEWISTON	6,017.00	3,000.00	9,017.00		10,919.00	6,000.00	16,919.00		10,005.00	5,000.00	15,005.00		18,175.00	10,000.00	28,175.00	
FORT MEADE	6,042.00	4,380.00	10,422.00		9,300.00	8,760.00	18,060.00		10,112.00	7,300.00	17,412.00		15,472.00	14,600.00	30,072.00	
FORT PIERCE	7,317.90	1,080.00	8,397.90		12,565.50	2,160.00	14,725.50		12,170.30	1,800.00	13,970.30		20,916.30	3,600.00	24,516.30	
GAINESVILLE	7,360.92	4,200.00	11,560.92		11,471.04	8,400.00	19,871.04		12,198.20	7,000.00	19,198.20		19,048.40	14,000.00	33,048.40	
GREEN COVE SPRINGS	6,260.00	4,080.00	10,340.00		9,920.00	8,160.00	18,080.00		10,400.00	6,800.00	17,200.00		16,500.00	13,600.00	30,100.00	
HAVANA	5,016.00	3,253.20	8,269.20		10,026.00	6,506.40	16,532.40		8,356.00	5,422.00	13,778.00		16,706.00	10,844.00	27,550.00	
HOMESTEAD	5,372.67	2,220.00	7,592.67		8,798.67	4,440.00	13,238.67		8,930.67	3,700.00	12,630.67		14,640.67	7,400.00	22,040.67	
JACKSONVILLE	4,765.00	2,898.00	7,663.00		6,925.00	5,796.00	12,721.00		7,885.00	4,830.00	12,715.00		11,485.00	9,660.00	21,145.00	
JACKSONVILLE BEACH	6,722.45	2,475.00	9,197.45		10,878.65	4,950.00	15,828.65		11,193.25	4,125.00	15,318.25		18,120.25	8,250.00	26,370.25	
KEY WEST	9,939.50	4,479.00	14,418.50		16,158.50	8,958.00	25,116.50		16,585.50	7,465.00	24,050.50		26,950.50	14,930.00	41,880.50	
KISSIMMEE	8,809.54	-724.20	8,085.34	8,748.94	14,896.54	-1,448.40	13,448.14	14,775.34	15,446.12	-1,207.00	14,239.12	15,345.12	24,755.12	-2,414.00	22,341.12	24,553.12
LAKE WORTH BEACH	6,850.00	2,515.80	9,365.80		9,970.00	5,031.60	15,001.60		11,330.00	4,193.00	15,523.00		16,530.00	8,386.00	24,916.00	
LAKELAND	3,891.35	2,400.00	6,291.35		5,226.70	4,800.00	10,026.70		7,153.58	4,000.00	11,153.58		8,957.16	8,000.00	16,957.16	
LEESBURG	6,870.72	1,500.00	8,370.72		9,665.52	3,000.00	12,665.52		12,060.95	2,500.00	14,560.95		16,310.95	5,000.00	21,310.95	
MOORE HAVEN	5,646.50	2,574.00	8,220.50		8,544.50	5,148.00	13,692.50		9,388.50	4,290.00	13,678.50		14,218.50	8,580.00	22,798.50	
MOUNT DORA	2,157.35	3,789.00	5,946.35		2,553.95	7,578.00	10,131.95		3,579.75	6,315.00	9,894.75		4,240.75	12,630.00	16,870.75	
NEW SMYRNA BEACH	6,751.20	255.00	7,006.20		11,057.40	510.00	11,567.40		11,222.00	425.00	11,647.00		18,399.00	850.00	19,249.00	
NEWBERRY	7,380.00	1,800.00	9,180.00		11,640.00	3,600.00	15,240.00		12,270.00	3,000.00	15,270.00		19,370.00	6,000.00	25,370.00	
OCALA	5,814.20	1,680.00	7,494.20		9,304.40	3,360.00	12,664.40		10,042.00	2,800.00	12,842.00		15,754.00	5,600.00	21,354.00	
ORLANDO	4,930.40	2,641.20	7,571.60		6,525.80	5,282.40	11,808.20		8,194.00	4,402.00	12,596.00		10,853.00	8,804.00	19,657.00	
QUINCY	5,333.70	2,922.00	8,255.70		8,296.50	5,844.00	14,140.50		8,808.90	4,870.00	13,678.90		13,746.90	9,740.00	23,486.90	
ST. CLOUD	5,127.40	2,746.80	7,874.20		6,786.40	5,493.60	12,280.00		8,521.40	4,578.00	13,099.40		11,286.40	9,156.00	20,442.40	
STARKE	5,409.00	4,612.80	10,021.80		10,809.00	9,225.60	20,034.60		9,009.00	7,688.00	16,697.00		18,009.00	15,376.00	33,385.00	
TALLAHASSEE	5,827.03	2,111.40	7,938.43		7,289.83	4,222.80	11,512.63		9,596.23	3,519.00	13,115.23		11,970.23	7,038.00	19,008.23	
WAUCHULA	5,705.00	2,340.00	8,045.00		9,545.00	4,680.00	14,225.00		9,485.00	3,900.00	13,385.00		15,885.00	7,800.00	23,685.00	
WILLISTON	N/A	N/A	N/A		N/A	N/A	N/A		N/A	N/A	N/A		N/A	N/A	N/A	
WINTER PARK	4,091.71	3,975.60	8,067.31	8,551.35	6,556.26	7,951.20	14,507.46	15,377.91	6,665.34	6,626.00	13,291.34	14,088.82	10,772.92	13,252.00	24,024.92	25,466.42
FL POWER & LIGHT *	4,992.57	2,283.60	7,468.17	7,916.26	6,569.97	4,567.20	11,329.17	12,008.92	8,992.32	3,802.00	13,159.32	13,948.88	11,101.32	7,604.00	19,070.32	20,214.54
FL POWER & LIGHT NW *	6,511.17	2,283.60	8,986.77	9,525.98	9,424.17	4,567.20	14,183.37	15,034.37	12,604.32	3,802.00	16,771.32	17,777.60	15,190.32	7,604.00	23,159.32	24,548.88
DUKE ENERGY *	5,261.74	2,872.20	8,133.94	8,621.98	7,156.54	5,744.40	12,900.94	13,675.00	8,912.54	4,739.00	13,651.54	14,470.63	12,068.54	9,478.00	21,546.54	22,839.33
TAMPA ELECTRIC **	4,020.10	2,475.60	6,954.10	7,371.35	5,033.10	4,951.20	10,941.30	11,597.78	6,680.10	4,126.00	11,570.10	12,264.31	8,367.10	8,252.00	18,214.10	19,306.95
FLORIDA PUBLIC UTILITIES-NE *	4,711.35	4,077.00	9,556.35	10,129.73	7,993.35	8,154.00	17,683.35	18,744.35	5,907.42	6,531.00	13,718.42	14,541.53	8,447.42	13,062.00	24,069.42	25,513.59
FLORIDA PUBLIC UTILITIES-NW *	4,711.35	4,077.00	9,556.35	10,129.73	7,993.35	8,154.00	17,683.35	18,744.35	5,907.42	6,531.00	13,718.42	14,541.53	8,447.42	13,062.00	24,069.42	25,513.59

*Rates for municipal utilities INCLUDE payment-in-lieu of tax to the city's general fund. Rates for investor-owned utilities DO NOT INCLUDE franchise fee payments, which average 6% across Florida. G = Generating utility. **Total includes conservation, capacity, environmental and refund credit (if applicable). ***Total include 6% franchise fee for IOUs. For municipal utilities, total include actual transfer payment.