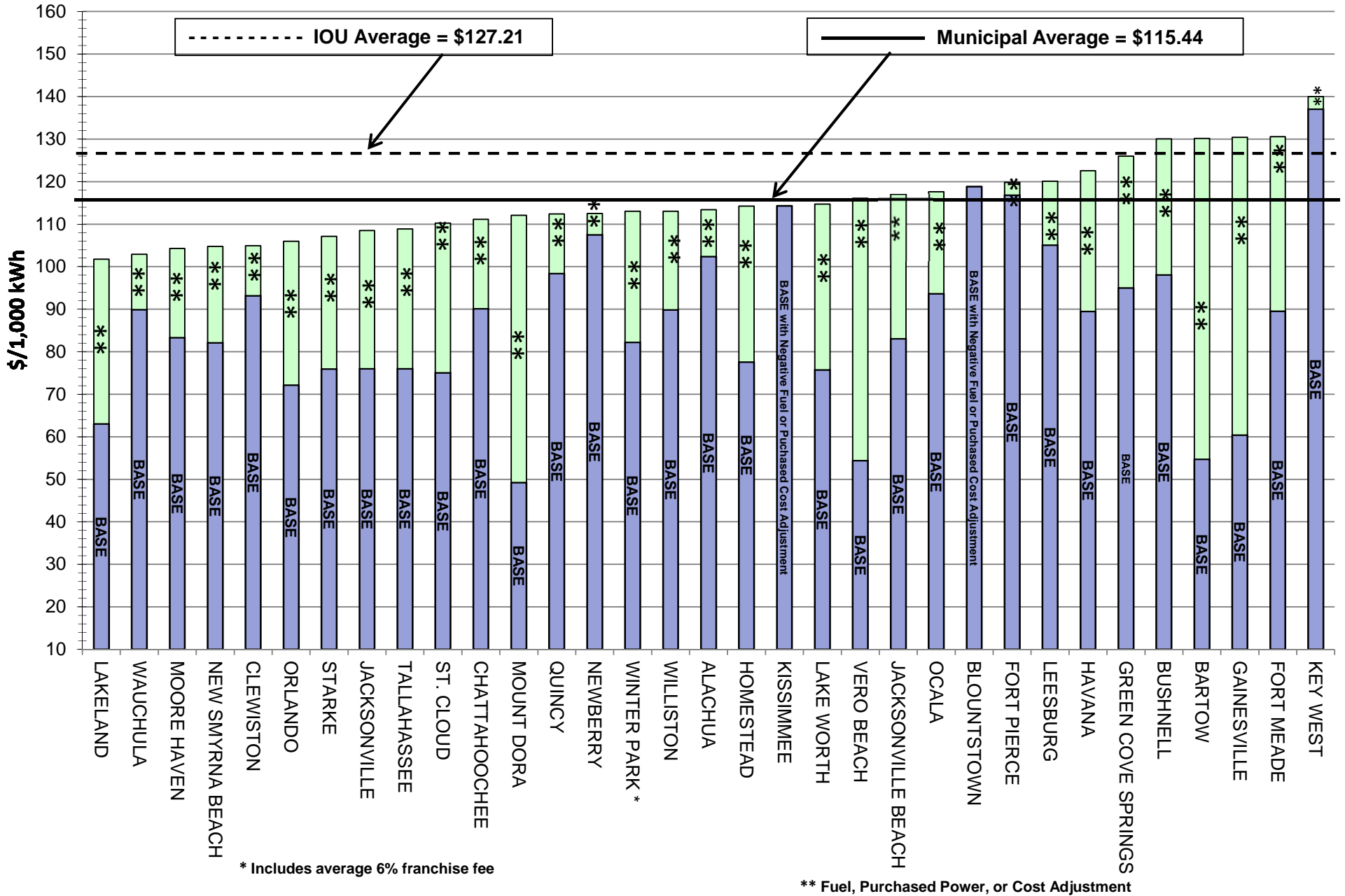
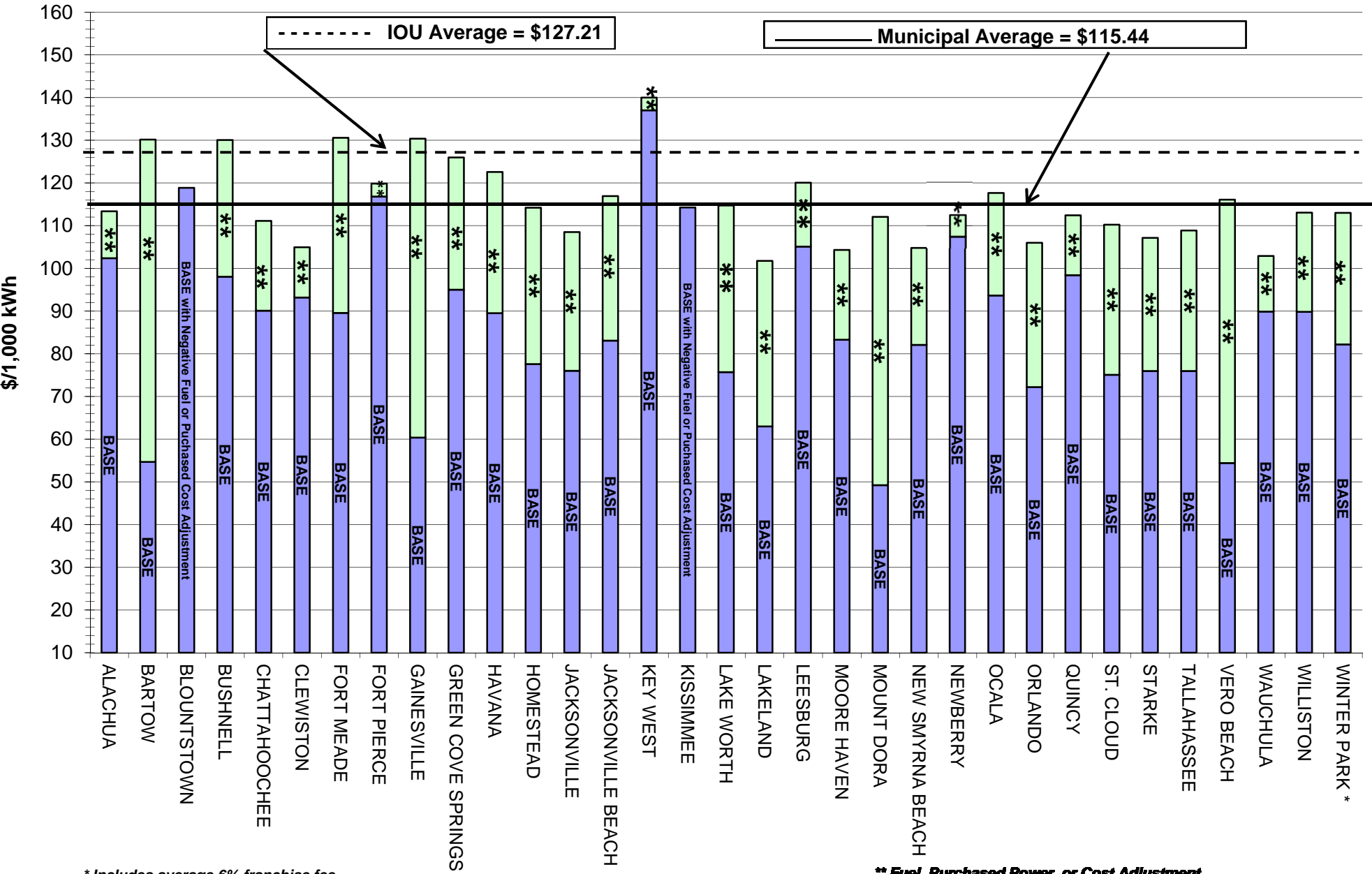


Lowest to Highest Residential Bill Comparison, August 2017



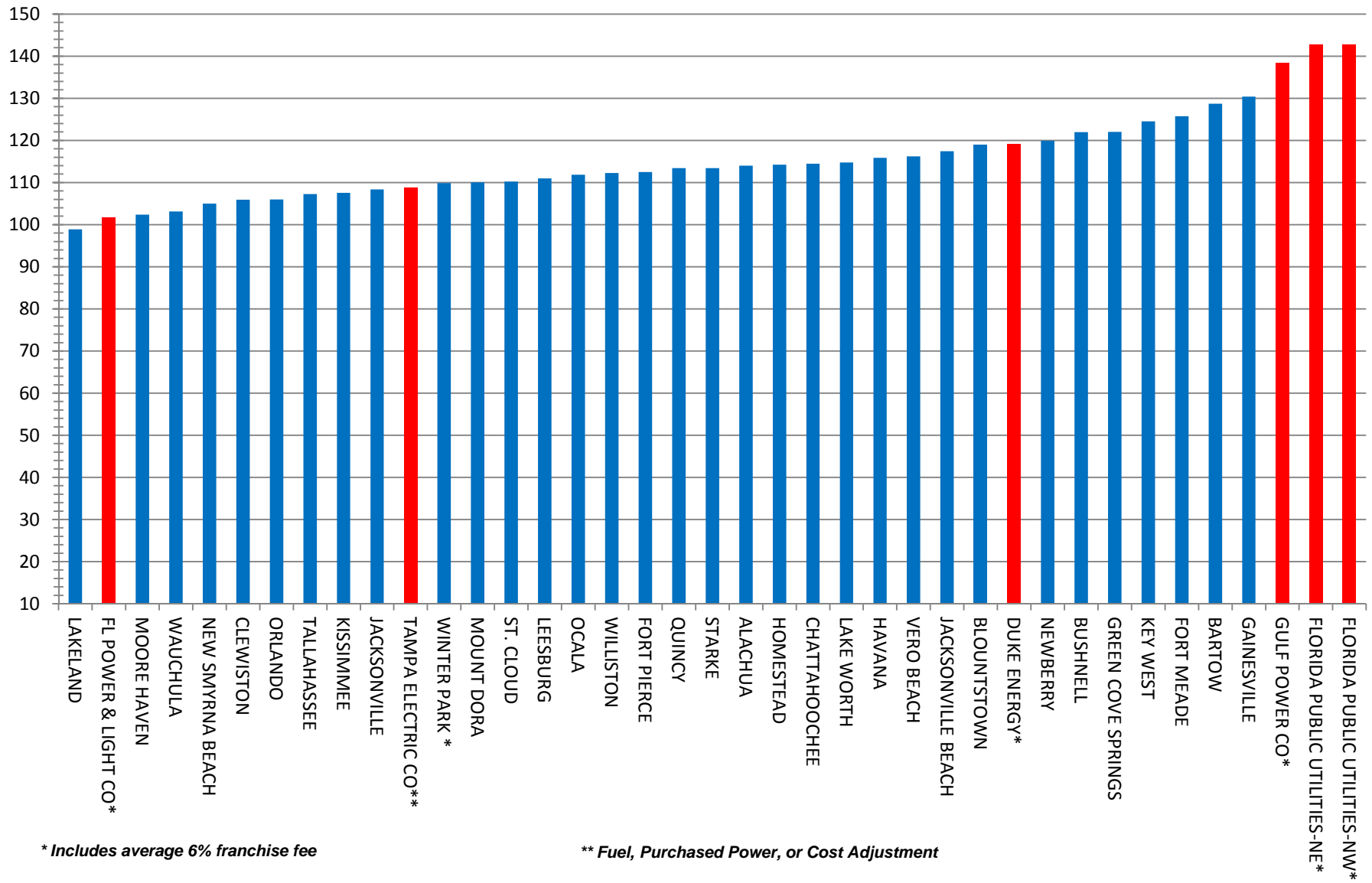
Residential Bill Comparison, August 2017



* Includes average 6% franchise fee.

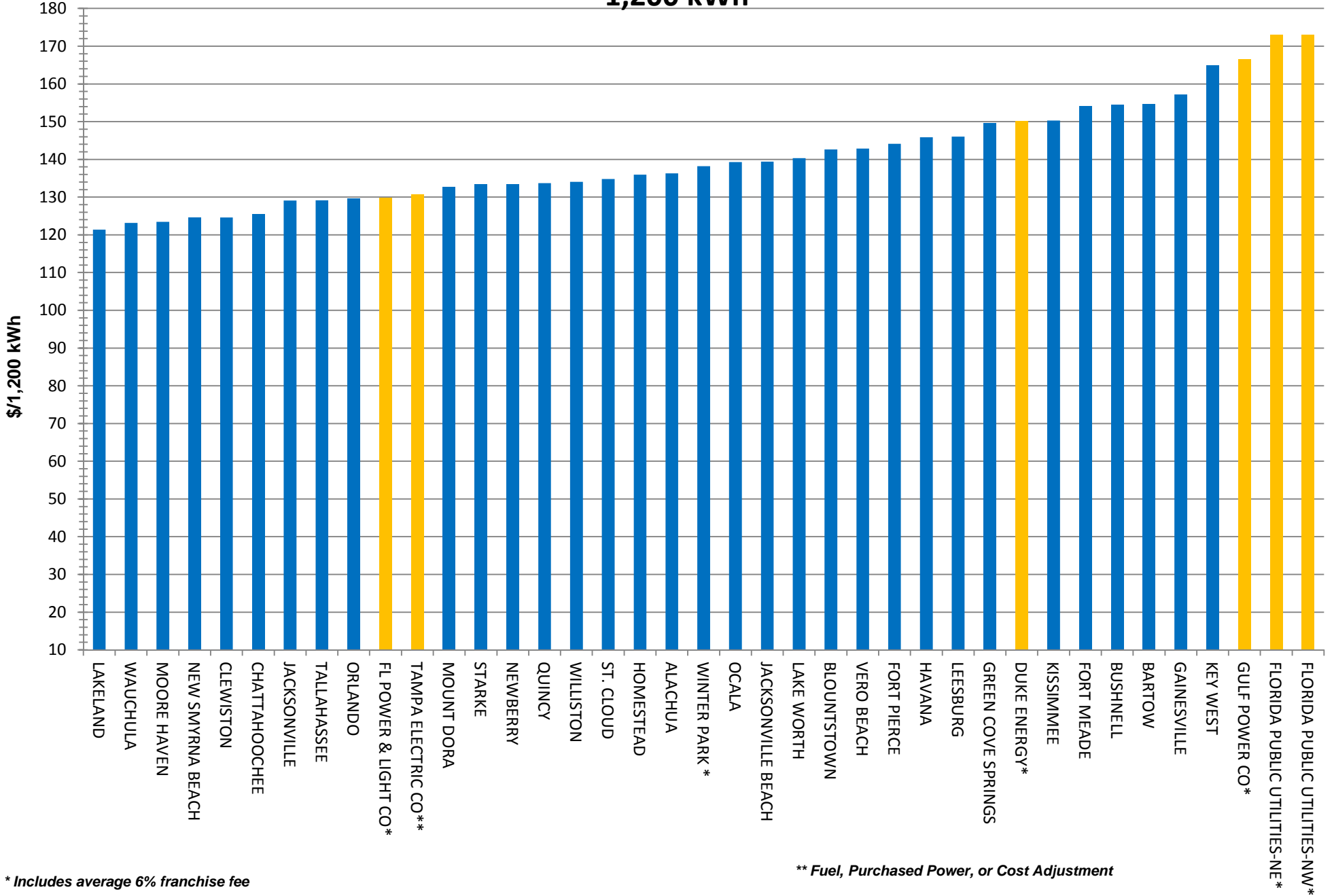
** Fuel, Purchased Power, or Cost Adjustment

Lowest to Highest Residential Bill Comparison - 1,000 kWh 12-Month Average: September 2016 - August 2017



Lowest to Highest Residential Bill Comparison, August 2017

1,200 kWh



* Includes average 6% franchise fee

** Fuel, Purchased Power, or Cost Adjustment

Lowest Cost Utilities in Florida

August 2017

Source: Florida Municipal Electric Association Monthly Bill Comparison*

Residential Bills

1,000 kWh	LAKELAND
1,200 kWh	LAKELAND
2,500 kWh	MOORE HAVEN

Commercial Bills

Non-Demand 750 kWh	TALLAHASSEE
Non-Demand 1,500 kWh	TALLAHASSEE
30 kW - 6,000 kWh	LAKELAND
40 kW - 10,000 kWh	LAKELAND
75 kW - 15,000 kWh	MOUNT DORA
75 kW - 30,000 kWh	MOUNT DORA
150 kW - 30,000 kWh	MOUNT DORA
150 kW - 60,000 kWh	MOUNT DORA

Industrial Bills

300 kW - 60,000 kWh	MOUNT DORA
300 kW - 120,000 kWh	LAKELAND
500 kW - 100,000 kWh	MOUNT DORA
500 kW - 200,000 kWh	MOUNT DORA

**Rates for municipal utilities INCLUDE payment-in-lieu of tax to the city's general fund. Rates for investor-owned utilities INCLUDE franchise fee payments, which average 6% across Florida. G = Generating utility.*

***Total includes conservation, capacity, environmental and refund credit (if applicable).*

COMPARISON OF RESIDENTIAL ELECTRIC RATES COMPILED BY FLORIDA MUNICIPAL ELECTRIC ASSOCIATION, INC. - TALLAHASSEE, FLORIDA

August 2017		1,000 KWH			***	1,200 KWH			***	2,500 KWH			***			
CITY	Customer Charge	Base Rate (Includes Customer Charge)	Fuel or Cost Adjustment	Total	Total with franchise or transfer fee payment	Base Rate (Includes Customer Charge)	Fuel or Cost Adjustment	Total	Total with franchise or transfer fee payment	Base Rate (Includes Customer Charge)	Fuel or Cost Adjustment	Total	Total with franchise or transfer fee payment	Additional Tax		
ALACHUA		9.14	102.40	11.00	113.40			123.12	13.20	136.32		257.80	27.50	285.30	10%	
BARTOW		8.00	54.70	75.47	130.17			64.04	90.56	154.60		124.75	188.68	313.43	10%	
BLOUNTSTOWN		3.50	118.85	0.00	118.85			142.62	0.00	142.62		297.13	0.00	297.13	5%	
BUSHNELL		7.40	98.05	32.00	130.05			116.18	38.40	154.58		234.03	80.00	314.03	10%	
CHATTAHOOCHEE		6.50	90.10	21.05	111.15			100.32	25.26	125.58		209.00	52.62	261.62	NONE	
CLEWISTON		6.50	93.20	11.74	104.94			110.54	14.09	124.63		223.50	29.35	252.85	10%	
FORT MEADE		12.96	89.56	41.00	130.56			104.88	49.20	154.08		204.46	102.50	306.96	10%	
FORT PIERCE		6.01	116.84	3.00	119.84			140.56	3.60	144.16		294.80	7.50	302.30	10%	
GAINESVILLE	G	14.25	60.40	70.00	130.40			73.20	84.00	157.20		156.40	175.00	331.40	10%	
GREEN COVE SPRINGS		12.00	95.00	31.00	126.00			112.40	37.20	149.60		225.50	77.50	303.00	NONE	
HAVANA		6.00	89.50	33.07	122.57			106.20	39.68	145.88		214.75	82.68	297.43	NONE	
HOMESTEAD	G	5.60	77.60	36.63	114.23			92.00	43.96	135.96		185.60	91.58	277.18	10%	
JACKSONVILLE	G	5.50	76.00	32.50	108.50			90.10	39.00	129.10		181.75	81.25	263.00	10%	
JACKSONVILLE BEACH		4.50	83.07	33.84	116.91			98.78	40.61	139.39		200.93	84.60	285.53	NONE	
KEY WEST	G	15.03	137.03	2.97	140.00			161.43	3.56	164.99		320.03	7.43	327.46	NONE	
KISSIMMEE	G	10.17	133.27	-30.05	103.22	114.28		173.07	-36.06	137.01	150.28	349.55	-75.13	274.42	302.07	8%
LAKE WORTH	G	10.53	75.73	39.00	114.73			93.53	46.80	140.33		209.23	97.50	306.73	10%	
LAKELAND	G	9.50	63.02	38.75	101.77			74.85	46.50	121.35		157.33	96.88	254.21	10%	
LEESBURG		12.30	105.09	15.00	120.09			128.04	18.00	146.04		277.25	37.50	314.75	10%	
MOORE HAVEN		8.50	83.30	21.00	104.30			98.26	25.20	123.46		195.50	52.50	248.00	10%	
MOUNT DORA		8.95	49.24	62.83	112.07			57.30	75.40	132.69		109.67	157.08	266.75	10%	
NEW SMYRNA BEACH	G	5.65	82.10	22.68	104.78			97.39	27.22	124.61		196.77	56.70	253.47	9.25%	
NEWBERRY		7.50	107.50	5.00	112.50			127.50	6.00	133.50		257.50	12.50	270.00	10%	
Ocala		9.33	93.64	24.00	117.64			110.50	28.80	139.30		220.11	60.00	280.11	10%	
ORLANDO	G	8.00	72.18	33.82	106.00			87.02	42.58	129.60		183.45	99.55	283.00	10%	
QUINCY		6.00	98.41	14.00	112.41			116.89	16.80	133.69		237.03	35.00	272.03	10%	
ST. CLOUD	G	8.32	75.07	35.17	110.24			90.50	44.28	134.78		190.80	103.53	294.32	8%	
STARKE		N/A	75.95	31.21	107.16			96.00	37.45	133.45		230.02	78.03	308.05	10%	
TALLAHASSEE	G	7.41	75.98	32.90	108.88			89.69	39.48	129.17		178.84	82.25	261.09	10%	
VERO BEACH	G	8.33	54.43	61.65	116.08			68.89	73.98	142.87		162.89	154.13	317.02	10%	
WAUCHULA		11.50	89.90	13.00	102.90			107.58	15.60	123.18		222.50	32.50	255.00	10%	
WILLISTON		8.00	89.84	23.20	113.04			106.21	27.84	134.05		212.60	58.00	270.60	5%	
WINTER PARK		9.55	75.80	30.81	106.61	113.01		91.43	38.97	130.40	138.22	193.03	92.03	285.06	302.16	APPL
FL POWER & LIGHT *	G	7.87	75.14	24.91	100.05	106.05		90.60	31.89	122.49	129.84	191.05	77.28	268.33	284.43	APPL
GULF POWER *	G	19.50	102.56	31.63	134.19	142.24		119.17	37.96	157.13	166.56	227.15	79.08	306.23	324.60	TAXES
DUKE ENERGY*	G	8.76	81.68	33.77	115.45	122.38		99.10	42.52	141.62	150.12	212.30	99.43	311.73	330.43	ADD
TAMPA ELECTRIC**	G	16.62	68.62	26.42	102.06	108.18		81.24	33.70	123.37	130.77	163.24	81.05	261.85	277.56	FEES
FLORIDA PUBLIC UTILITIES-NE*	G	14.00	33.60	100.55	134.15	142.20		40.02	123.16	163.18	172.97	81.75	270.13	351.88	372.99	TAXES
FLORIDA PUBLIC UTILITIES-NW*	G	14.00	33.60	100.55	134.15	142.20		40.02	123.16	163.18	172.97	81.75	270.13	351.88	372.99	TAXES

*Rates for municipal utilities INCLUDE payment-in-lieu of tax to the city's general fund. Rates for investor-owned utilities DO NOT INCLUDE franchise fee payments, which average 6% across Florida. G = Generating utility. **Total includes conservation, capacity, environmental and refund credit (if applicable). ***Total include 6% franchise fee for IOUs. For municipal utilities, total include actual transfer payment.

COMPARISON OF COMMERCIAL ELECTRIC RATES COMPILED BY FLORIDA MUNICIPAL ELECTRIC ASSOCIATION, INC. - TALLAHASSEE, FLORIDA

CITY	Non-Demand - 750 KWH			***	Non-Demand - 1,500 KWH			***	30 KW - 6,000 KWH			***	40 KW-10,000 KWH			***
	Base Rate (Includes Customer Charge)	Fuel or Cost Adjustment	Total	Total with franchise or transfer fee	Base Rate (Includes Customer Charge)	Fuel or Cost Adjustment	Total	Total with franchise or transfer fee	Base Rate (Includes Customer Charge)	Fuel or Cost Adjustment	Total	Total with franchise or transfer fee	Base Rate (Includes Customer Charge)	Fuel or Cost Adjustment	Total	Total with franchise or transfer fee payment
ALACHUA	85.56	8.25	93.81		159.43	16.50	175.93		687.11	66.00	753.11		1,041.11	110.00	1,151.11	
BARTOW	53.75	56.60	110.35		99.50	113.21	212.71		409.70	452.82	862.52		581.20	754.70	1,335.90	
BLOUNTSTOWN	99.84	0.00	99.84		199.68	0.00	199.68		798.72	0.00	798.72		1,331.20	0.00	1,331.20	
BUSHNELL	85.30	24.00	109.30		163.19	48.00	211.19		630.55	192.00	822.55		1,046.00	320.00	1,366.00	
CHATTAHOOCHEE	75.83	15.79	91.62		144.15	31.57	175.72		N/A	N/A	N/A		N/A	N/A	N/A	
CLEWISTON	89.33	8.81	98.13		164.85	17.61	182.46		639.70	70.44	710.14		1,002.50	117.40	1,119.90	
FORT MEADE	85.23	30.75	115.98		153.18	61.50	214.68		560.88	246.00	806.88		923.28	410.00	1,333.28	
FORT PIERCE	95.14	2.25	97.39		184.43	4.50	188.93		767.16	18.00	785.16		1,184.70	30.00	1,214.70	
GAINESVILLE	81.25	52.50	133.75		133.00	105.00	238.00		595.00	420.00	1,015.00		840.00	700.00	1,540.00	
GREEN COVE SPRINGS	80.25	23.25	103.50		148.50	46.50	195.00		671.00	186.00	857.00		1,000.00	310.00	1,310.00	
HAVANA	68.63	24.80	93.43		131.25	49.61	180.86		507.00	198.42	705.42		841.00	330.70	1,171.70	
HOMESTEAD	67.41	27.47	94.88		127.19	54.95	182.14		569.37	219.78	789.15		861.47	366.30	1,227.77	
JACKSONVILLE	58.07	24.38	82.44		106.89	48.75	155.64		399.79	195.00	594.79		660.15	325.00	985.15	
JACKSONVILLE BEACH	64.93	25.38	90.31		123.86	50.76	174.62		477.42	203.04	680.46		791.70	338.40	1,130.10	
KEY WEST	120.11	2.23	122.34		211.91	4.46	216.37		762.71	17.82	780.53		1,252.31	29.70	1,282.01	
KISSIMMEE	111.80	-22.53	89.27	97.57	212.52	-45.08	167.44	184.03	930.94	-180.30	750.64	817.00	1,425.64	-300.50	1,125.14	1,235.74
LAKE WORTH	77.11	29.25	106.36		137.56	58.50	196.06		725.26	173.40	898.66		1,052.86	289.00	1,341.86	
LAKELAND	51.31	29.06	80.37		90.62	58.12	148.74		292.10	232.50	524.60		430.53	387.50	818.03	
LEESBURG	113.90	15.00	128.90		164.70	22.50	187.20		732.05	90.00	822.05		1,062.75	150.00	1,212.75	
MOORE HAVEN	74.43	15.75	90.18		140.35	31.50	171.85		594.80	126.00	720.80		878.50	210.00	1,088.50	
MOUNT DORA	39.17	47.12	86.29		69.38	94.25	163.63		200.72	376.98	577.70		272.10	628.30	900.40	
NEW SMYRNA BEACH	61.92	17.01	78.93		117.80	34.02	151.82		453.05	136.08	589.13		751.05	226.80	977.85	
NEWBERRY	90.15	3.75	93.90		172.80	7.50	180.30		721.80	30.00	751.80		1,093.00	50.00	1,143.00	
OCALA	75.32	18.00	93.32		138.42	36.00	174.42		560.01	144.00	704.11		850.55	240.00	1,090.55	
ORLANDO	60.47	27.26	87.73		110.69	54.53	165.22		440.82	218.10	658.92		634.70	363.50	998.20	
QUINCY	86.51	10.50	97.01		156.41	21.00	177.41		619.89	84.00	703.89		917.85	140.00	1,057.85	
ST. CLOUD	62.89	28.35	91.24		115.12	56.70	171.82		458.46	226.80	685.26		660.10	378.00	1,038.10	
STARKE	76.50	23.41	99.91		144.00	46.82	190.82		549.00	187.26	736.26		909.00	312.10	1,221.10	
TALLAHASSEE	50.78	24.68	75.46		91.47	49.35	140.82		585.70	197.40	783.10		801.60	329.00	1,130.60	
VERO BEACH	49.03	46.24	95.27		88.63	92.48	181.11		373.10	369.90	743.00		550.80	616.50	1,167.30	
WAUCHULA	87.65	9.75	97.40		148.70	19.50	168.20		565.10	78.00	643.10		863.80	130.00	993.80	
WILLISTON	79.04	17.40	96.44		143.07	34.80	177.87									
WINTER PARK	62.81	26.75	89.56	94.93	113.01	53.51	166.52	176.51	380.64	214.02	594.66	630.34	579.74	356.70	936.44	992.63
FL POWER & LIGHT *	58.80	21.15	79.95	84.75	107.60	42.30	149.90	158.89	496.54	169.20	665.74	705.68	704.90	282.00	986.90	1,046.11
GULF POWER *	88.03	23.72	111.75	118.46	149.06	47.45	196.51	208.30	536.50	189.78	726.28	769.86	788.30	316.30	1,104.60	1,170.88
DUKE ENERGY*	66.34	27.50	93.84	99.47	121.10	55.01	176.10	186.67	473.05	220.02	693.07	734.65	681.59	366.70	1,048.29	1,111.19
TAMPA ELECTRIC**	61.56	22.17	83.73	94.05	103.18	44.34	157.53	166.98	352.88	177.36	530.24	604.48	208.64	295.60	994.44	1,054.11
FLORIDA PUBLIC UTILITIES-NE*	40.98	74.81	115.79	122.74	58.96	149.63	208.59	221.11	206.12	571.80	777.92	824.60	261.20	953.00	1,214.20	1,287.05
FLORIDA PUBLIC UTILITIES-NW*	40.98	74.81	115.79	122.74	58.96	149.63	208.59	221.11	206.12	571.80	777.92	824.60	261.20	953.00	1,214.20	1,287.05

*Rates for municipal utilities INCLUDE payment-in-lieu of tax to the city's general fund. Rates for investor-owned utilities DO NOT INCLUDE franchise fee payments, which average 6% across Florida. G = Generating utility.

Total includes conservation, capacity, environmental and refund credit (if applicable). *Total include 6% franchise fee for IOUs. For municipal utilities, total include actual transfer payment.

COMPARISON OF COMMERCIAL ELECTRIC RATES COMPILED BY FLORIDA MUNICIPAL ELECTRIC ASSOCIATION, INC. - TALLAHASSEE, FL

CITY	75 KW - 15,000 KWH			***	75 KW - 30,000 KWH			***	150 KW - 30,000 KWH			***	150 KW - 60,000 KWH			***
	Base Rate (Includes Customer Charge)	Fuel or Cost Adjustment	Total	Total with franchise or transfer fee payment	Base Rate (Includes Customer Charge)	Fuel or Cost Adjustment	Total	Total with franchise or transfer fee payment	Base Rate (Includes Customer Charge)	Fuel or Cost Adjustment	Total	Total with franchise or transfer fee payment	Base Rate (Includes Customer Charge)	Fuel or Cost Adjustment	Total	Total with franchise or transfer fee payment
ALACHUA	1,649.21	165.00	1,814.21		2,700.71	330.00	3,030.71		3,252.71	330.00	3,582.71		5,355.71	660.00	6,015.71	
BARTOW	994.25	1,132.05	2,126.30		1,306.25	2,264.10	3,570.35		1,968.50	2,264.10	4,232.60		2,592.50	4,528.20	7,120.70	
BLOUNTSTOWN	1,996.80	0.00	1,996.80		3,993.60	0.00	3,619.85		3,993.60	0.00	3,993.60		7,987.20	0.00	7,987.20	
BUSHNELL	1,684.70	480.00	2,164.70		2,787.95	960.00	3,747.95		3,346.70	960.00	4,306.70		5,553.20	1,920.00	7,473.20	
CHATTAHOOCHEE	1,677.62	315.72	1,993.34		2,828.12	631.44	3,459.56		3,391.68	631.44	4,023.12		5,992.68	1,262.88	7,255.56	
CLEWISTON	1,537.00	176.10	1,713.10		2,762.50	352.20	3,114.70		3,032.50	352.20	3,384.70		5,483.50	704.40	6,187.90	
FORT MEADE	1,376.28	615.00	1,991.28		2,356.50	1,230.00	3,586.50		3,063.00	1,230.00	4,293.00		4,671.00	2,460.00	7,131.00	
FORT PIERCE	1,858.95	45.00	1,903.95		3,170.85	90.00	3,260.85		3,678.60	90.00	3,768.60		6,302.40	180.00	6,482.40	
GAINESVILLE	1,337.50	1,050.00	2,387.50		1,937.50	2,100.00	4,037.50		2,575.00	2,100.00	4,675.00		3,775.00	4,200.00	7,975.00	
GREEN COVE SPRINGS	1,602.00	465.00	2,067.50		2,517.50	930.00	3,447.50		3,155.00	930.00	4,085.00		4,985.00	1,860.00	6,845.00	
HAVANA	1,258.50	496.05	1,754.55		2,511.00	992.10	3,503.10		2,511.00	992.10	3,503.10		5,016.00	1,984.20	7,000.20	
HOMESTEAD	1,369.92	549.45	1,919.37		2,226.42	1,098.90	3,325.32		2,704.17	1,098.90	3,803.07		4,417.17	2,197.80	6,614.97	
JACKSONVILLE	1,227.55	487.50	1,715.05		1,740.10	975.00	2,715.10		2,370.10	975.00	3,345.10		3,395.20	1,950.00	5,345.20	
JACKSONVILLE BEACH	1,617.80	507.60	2,125.40		2,581.85	1,015.20	3,597.05		3,219.35	1,015.20	4,234.55		5,147.45	2,030.40	7,177.85	
KEY WEST	2,261.02	44.55	2,305.57		3,794.02	89.10	3,883.12		4,427.77	89.10	4,516.87		7,493.77	178.20	7,671.97	
KISSIMMEE	2,244.04	-450.75	1,793.29	1,959.19	3,765.79	-901.50	2,864.29	3,196.09	4,432.54	-901.50	3,531.04	3,862.84	7,476.04	-1,803.00	5,673.04	6,336.64
LAKE WORTH	1,891.50	433.50	2,325.00		2,577.00	867.00	3,444.00		3,663.00	867.00	4,530.00		5,034.00	1,734.00	6,768.00	
LAKELAND	961.74	581.25	1,542.99		1,288.49	1,162.50	2,450.99		1,888.49	1,132.50	3,020.99		2,541.97	2,325.00	4,866.97	
LEESBURG	1,790.91	225.00	2,015.91		2,506.42	450.00	2,956.42		3,555.67	450.00	4,005.67		4,986.70	900.00	5,886.70	
MOORE HAVEN	1,436.75	315.00	1,751.75		2,161.25	630.00	2,791.25		2,840.00	630.00	3,470.00		4,289.00	1,260.00	5,549.00	
MOUNT DORA	471.58	942.45	1,414.03		555.52	1,884.90	2,440.42		923.02	1,884.90	2,807.92		1,090.90	3,769.80	4,860.70	
NEW SMYRNA BEACH	1,514.75	340.20	1,854.95		2,489.75	680.40	3,170.15		2,996.00	680.40	3,676.40		4,946.00	1,360.80	6,306.80	
NEWBERRY	1,782.00	75.00	1,857.00		2,799.00	150.00	2,949.00		3,549.00	150.00	3,699.00		5,583.00	300.00	5,883.00	
OCALA	1,363.35	360.00	1,723.35		2,203.50	720.00	2,923.50		2,769.75	720.00	3,489.75		4,420.05	1,440.00	5,860.05	
ORLANDO	1,057.05	545.25	1,602.30		1,484.10	1,090.50	2,574.60		2,084.10	1,090.50	3,174.60		2,938.20	2,181.00	5,119.20	
QUINCY	1,424.10	210.00	1,634.10		2,164.80	420.00	2,584.80		2,727.30	420.00	3,147.30		4,208.70	840.00	5,048.70	
ST. CLOUD	1,099.35	567.00	1,666.35		1,543.50	1,134.00	2,677.50		2,167.50	1,134.00	3,301.50		3,055.80	2,268.00	5,323.80	
STARKE	1,395.00	468.15	1,863.15		2,709.00	936.30	3,645.30		2,709.00	936.30	3,645.30		5,409.00	1,872.60	7,281.60	
TALLAHASSEE	1,360.15	493.50	1,853.65		1,688.65	987.00	2,675.65		2,650.90	987.00	3,637.90		3,307.90	1,974.00	5,281.90	
VERO BEACH	873.05	924.75	1,797.80		1,372.55	1,849.50	3,222.05		1,706.30	1,849.50	3,555.80		2,705.30	3,699.00	6,404.30	
WAUCHULA	1,360.75	195.00	1,555.75		2,275.75	390.00	2,665.75		2,686.00	390.00	3,076.00		4,516.00	780.00	5,296.00	
WILLISTON																
WINTER PARK	931.89	535.05	1,466.94	1,554.96	1,506.39	1,070.10	2,576.49	2,731.08	1,850.64	1,070.10	2,920.74	3,095.98	2,999.64	2,140.20	5,139.84	5,448.23
FL POWER & LIGHT *	1,203.85	423.00	1,626.85	1,724.46	1,587.70	846.00	2,433.70	2,579.72	2,382.70	846.00	3,228.70	3,422.42	3,150.40	1,692.00	4,842.40	5,132.94
GULF POWER *	1,269.10	474.45	1,743.55	1,848.16	1,936.60	948.90	2,885.50	3,058.63	2,490.10	948.90	3,439.00	3,645.34	3,825.10	1,897.80	5,722.90	6,066.27
DUKE ENERGY*	1,165.24	550.05	1,715.29	1,818.21	1,575.64	1,100.10	2,675.74	2,836.28	2,318.89	1,100.10	3,418.99	3,624.13	3,139.69	2,200.20	5,339.89	5,660.28
TAMPA ELECTRIC**	1,032.24	443.40	1,569.99	1,664.19	1,328.19	886.80	2,408.79	2,553.32	2,031.24	886.80	3,106.74	3,293.14	2,623.14	1,773.60	4,784.34	5,071.40
FLORIDA PUBLIC UTILITIES-NE*	413.20	1,429.50	1,842.80	1,953.37	481.10	2,859.00	3,340.10	3,540.51	758.60	2,859.00	3,617.60	3,834.66	894.20	5,718.00	6,612.20	7,008.93
FLORIDA PUBLIC UTILITIES-NW*	413.20	1,429.50	1,842.80	1,953.37	481.10	2,859.00	3,340.10	3,540.51	758.60	2,859.00	3,617.60	3,834.66	894.20	5,718.00	6,612.20	7,008.93

*Rates for municipal utilities INCLUDE payment-in-lieu of tax to the city's general fund. Rates for investor-owned utilities DO NOT INCLUDE franchise fee payments, which average 6% across Florida. G = Generating utility. **Total includes conservation, capacity, environmental and refund credit (if applicable). ***Total include 6% franchise fee for IOUs. For municipal utilities, total include actual transfer payment.

COMPARISON OF COMMERCIAL/INDUSTRIAL ELECTRIC RATES COMPILED BY FLORIDA MUNICIPAL ELECTRIC ASSOCIATION, INC. - TALLAHASSEE, FLORIDA

CITY	300 KW - 60,000 KWH			***	300 KW - 120,000 KWH			***	500 KW - 100,000 KWH			***	500 KW - 200,000 KWH			***	Additional Tax
	Base Rate (Includes Customer Charge)	Fuel or Cost Adjustment	Total		Total with franchise or transfer fee payment	Base Rate (Includes Customer Charge)	Fuel or Cost Adjustment		Total	Total with franchise or transfer fee payment	Base Rate (Includes Customer Charge)		Fuel or Cost Adjustment	Total	Total with franchise or transfer fee payment		
ALACHUA	6,459.71	660.00	7,119.71		10,665.71	1,320.00	11,985.71		10,735.71	1,100.00	11,835.71		17,745.71	2,200.00	19,945.71		10%
BARTOW	3,917.00	4,528.20	8,445.20		5,165.00	9,056.40	14,221.40		6,515.00	7,547.00	14,062.00		8,595.00	15,094.00	23,689.00		10%
BLOUNTSTOWN	7,987.20	0.00	7,987.20		15,974.40	0.00	15,974.40		13,312.00	0.00	13,312.00		26,624.00	0.00	26,624.00		5%
BUSHNELL	6,670.70	1,920.00	8,590.70		11,083.70	3,840.00	14,923.70		11,102.70	3,200.00	14,302.70		18,457.70	6,400.00	24,857.70		10%
CHATTAHOOCHEE	6,783.36	1,262.88	8,046.24		11,985.36	2,525.76	14,511.12		11,305.60	2,104.80	13,410.40		19,975.60	4,209.60	24,185.20		NONE
CLEWISTON	6,023.50	704.40	6,727.90		10,925.50	1,408.80	12,334.30		10,011.50	1,174.00	11,185.50		18,181.50	2,348.00	20,529.50		10%
FORT MEADE	6,042.00	2,460.00	8,502.00		9,300.00	4,920.00	14,220.00		10,112.00	4,100.00	14,212.00		15,472.00	8,200.00	23,672.00		10%
FORT PIERCE	7,317.90	180.00	7,497.90		12,565.50	360.00	12,925.50		12,170.30	300.00	12,470.30		20,916.30	600.00	21,516.30		10%
GAINESVILLE	4,906.90	4,200.00	9,106.90		7,258.00	8,400.00	15,658.90		8,111.50	7,000.00	15,111.50		12,031.50	14,000.00	26,031.50		10%
GREEN COVE SPRINGS	6,260.00	1,860.00	8,120.00		9,920.00	3,720.00	13,640.00		10,400.00	3,100.00	13,500.00		16,500.00	6,200.00	22,700.00		NONE
HAVANA	5,016.00	1,984.20	7,000.20		10,026.00	3,968.40	13,994.40		8,356.00	3,307.00	11,663.00		16,706.00	6,614.00	23,320.00		NONE
HOMESTEAD	5,372.67	2,197.80	7,570.47		8,798.67	4,395.60	13,194.27		8,930.67	3,663.00	12,593.67		14,640.67	7,326.00	21,966.67		10%
JACKSONVILLE	4,655.20	1,950.00	6,605.20		6,705.40	3,900.00	10,605.40		7,702.00	3,250.00	10,952.00		11,119.00	6,500.00	17,619.00		10%
JACKSONVILLE BEACH	6,422.45	2,030.40	8,452.85		10,278.65	4,060.80	14,339.45		10,693.25	3,384.00	14,077.25		17,120.25	6,768.00	23,888.25		NONE
KEY WEST	8,761.27	178.20	8,939.47		14,893.27	356.40	15,249.67		14,539.27	297.00	14,836.27		24,759.27	594.00	25,353.27		NONE
KISSIMMEE	8,809.54	-1,803.00	7,006.54	7,670.14	14,896.54	-3,606.00	11,290.54	12,617.74	15,446.12	-3,005.00	12,441.12	13,547.12	24,755.12	-6,010.00	18,745.12	20,957.12	8%
LAKE WORTH	7,206.00	1,734.00	8,940.00		9,948.00	3,468.00	13,416.00		11,930.00	2,890.00	14,820.00		16,500.00	5,780.00	22,280.00		10%
LAKELAND	3,741.97	2,325.00	6,066.97		5,048.95	4,650.00	9,698.95		6,809.29	3,875.00	10,684.29		8,568.58	7,750.00	16,318.58		10%
LEESBURG	7,085.20	900.00	7,985.20		9,947.26	1,800.00	11,747.26		12,416.73	1,500.00	13,916.73		16,772.13	3,000.00	19,772.13		10%
MOORE HAVEN	5,646.50	1,260.00	6,906.50		8,544.50	2,520.00	11,064.50		9,388.50	2,100.00	11,488.50		14,218.50	4,200.00	18,418.50		10%
MOUNT DORA	1,825.90	3,789.80	5,595.70		2,161.66	7,539.60	9,701.26		3,029.74	6,283.00	9,312.74		3,589.34	12,566.00	16,155.34		10%
NEW SMYRNA BEACH	5,583.50	1,360.80	6,944.30		9,183.50	2,721.60	11,905.10		9,283.50	2,268.00	11,551.50		15,283.50	4,536.00	19,819.50		9%
NEWBERRY	6,675.00	300.00	6,975.00		10,605.00	600.00	11,205.00		11,095.00	500.00	11,595.00		17,645.00	1,000.00	18,645.00		10%
OCALA	5,515.05	1,440.00	6,955.05		8,815.65	2,880.00	11,695.65		9,550.45	2,400.00	11,950.45		14,951.45	4,800.00	19,751.45		10%
ORLANDO	4,138.20	2,181.00	6,319.20		5,846.40	4,362.00	10,208.40		6,877.00	3,635.00	10,512.00		9,724.00	7,270.00	16,994.00		10%
QUINCY	5,333.70	840.00	6,173.70		8,296.50	1,680.00	9,976.50		8,808.90	1,400.00	10,208.90		13,746.90	2,800.00	16,546.90		10%
ST. CLOUD	4,303.80	2,268.00	6,571.80		6,080.40	4,536.00	10,616.40		7,152.20	3,780.00	10,932.20		10,113.20	7,560.00	17,673.20		8%
STARKE	5,409.00	1,872.60	7,281.60		10,809.00	3,745.20	14,554.20		9,009.00	3,121.00	12,130.00		18,009.00	6,242.00	24,251.00		10%
TALLAHASSEE	5,232.40	1,974.00	7,206.40		6,546.40	3,948.00	10,494.40		8,618.40	3,290.00	11,908.40		10,752.40	6,580.00	17,332.40		10%
VERO BEACH	3,372.80	3,699.00	7,071.80		5,370.80	7,398.00	12,768.80		5,594.80	6,165.00	11,759.80		8,924.80	12,330.00	21,254.80		10%
WAUCHULA	5,336.50	780.00	6,116.50		8,996.50	1,560.00	10,556.50		8,870.50	1,300.00	10,170.50		14,970.50	2,600.00	17,570.50		10%
WILLISTON	0.00	0.00	0.00		0.00	0.00	0.00		0.00	0.00	0.00		0.00	0.00	0.00		5%
WINTER PARK	3,688.14	2,140.20	5,828.34	6,178.04	5,986.14	4,280.40	10,266.54	10,882.53	6,056.70	3,531.33	9,588.03	10,163.31	9,848.40	7,062.66	16,911.06	17,925.72	APPL
FL POWER & LIGHT *	4,740.40	1,692.00	6,432.40	6,818.34	6,275.80	3,384.00	9,659.80	10,239.39	8,475.00	2,818.00	11,293.00	11,970.58	10,595.00	5,636.00	16,231.00	17,204.86	APPL
GULF POWER *	4,932.10	1,897.80	6,829.90	7,239.69	7,602.10	3,795.60	11,397.70	12,081.56	10,712.80	3,087.00	13,799.80	14,627.79	13,377.80	6,174.00	19,551.80	20,724.91	TAXES
DUKE ENERGY*	4,626.19	2,200.20	6,829.39	7,239.15	6,267.79	4,400.40	10,668.19	11,308.28	7,556.85	3,630.00	11,186.85	11,858.06	10,266.39	7,260.00	17,526.39	18,577.97	ADD
TAMPA ELECTRIC**	4,029.24	1,773.60	6,180.24	6,551.05	5,213.04	3,547.20	9,535.44	10,107.57	6,693.24	2,956.00	10,278.24	10,894.93	8,666.24	5,912.00	15,870.24	16,822.45	FEES
FLORIDA PUBLIC UTILITIES-NE*	1,449.20	5,718.00	7,167.20	7,597.23	1,720.40	11,436.00	13,156.40	13,945.78	2,989.00	9,238.00	12,227.00	12,960.62	3,198.00	18,476.00	21,674.00	22,974.44	TAXES
FLORIDA PUBLIC UTILITIES-NW*	1,449.20	5,718.00	7,167.20	7,597.23	1,720.40	11,436.00	13,156.40	13,945.78	2,989.00	9,238.00	12,227.00	12,960.62	3,198.00	18,476.00	21,674.00	22,974.44	TAXES

*Rates for municipal utilities INCLUDE payment-in-lieu of tax to the city's general fund. Rates for investor-owned utilities DO NOT INCLUDE franchise fee payments, which average 6% across Florida. G = Generating utility. **Total includes conservation, capacity, environmental and refund credit (if applicable). ***Total include 6% franchise fee for IOUs. For municipal utilities, total include actual transfer payment.