

Hurricane Ian

Florida Public Power

Response and Restoration

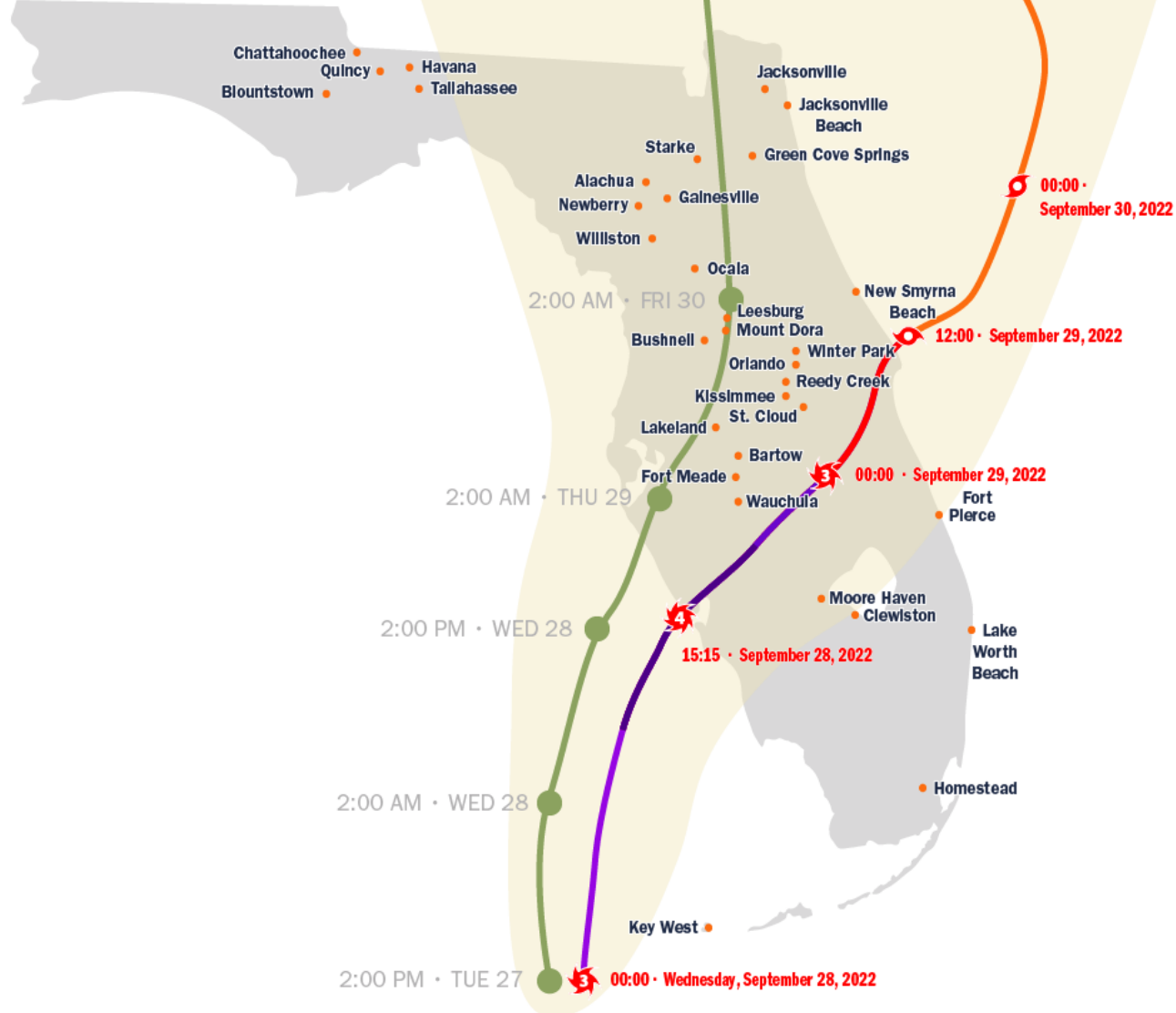
Amy Zubaly
Executive Director
Florida Municipal Electric Association

Projected Storm Path

Tuesday, September 27

8:00 AM Update

Source: NOAA/National Hurricane Center

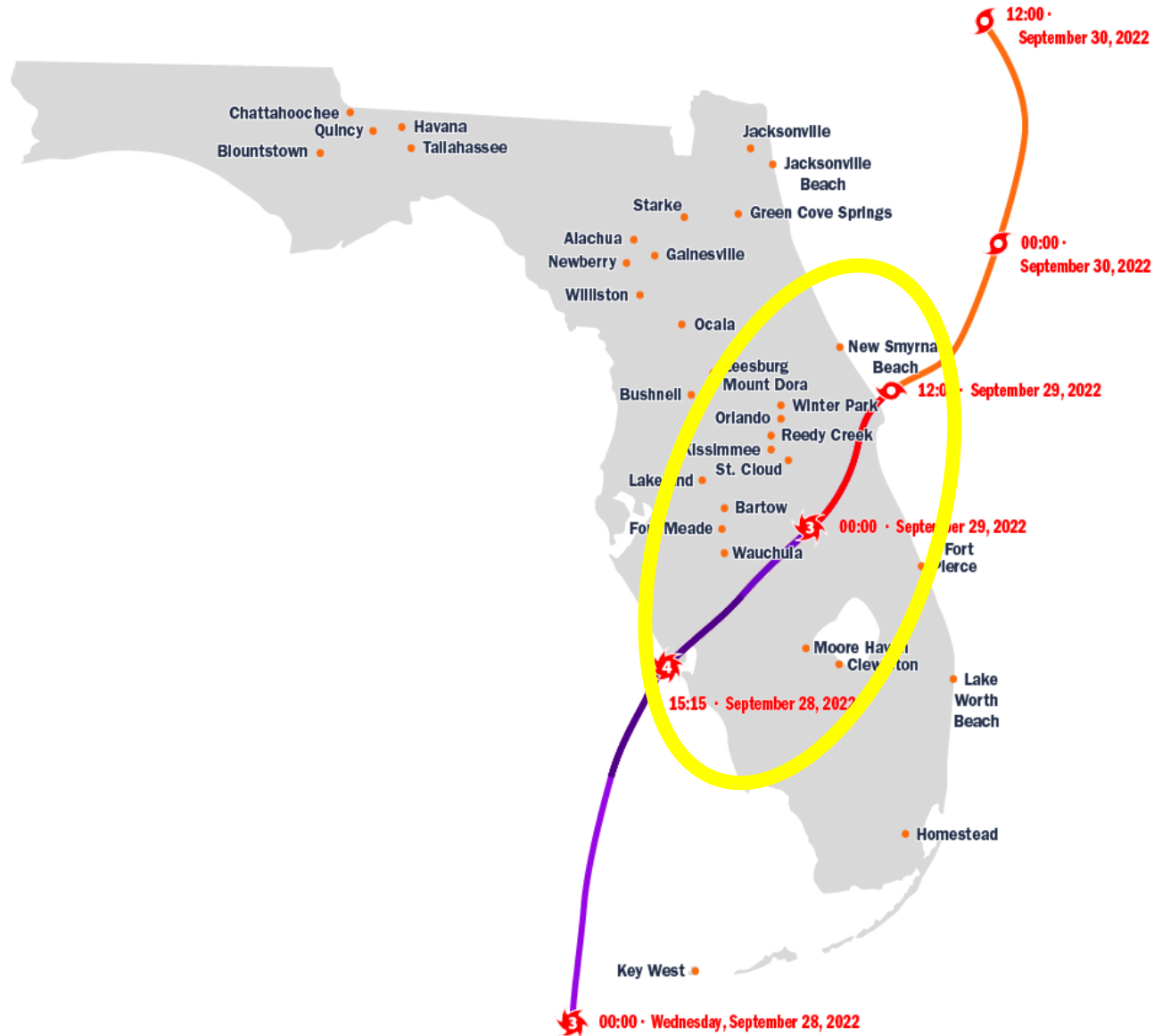


Hurricane Ian: Pre-Planning and Projections

Major hurricane projected early on; track and landfall shifted

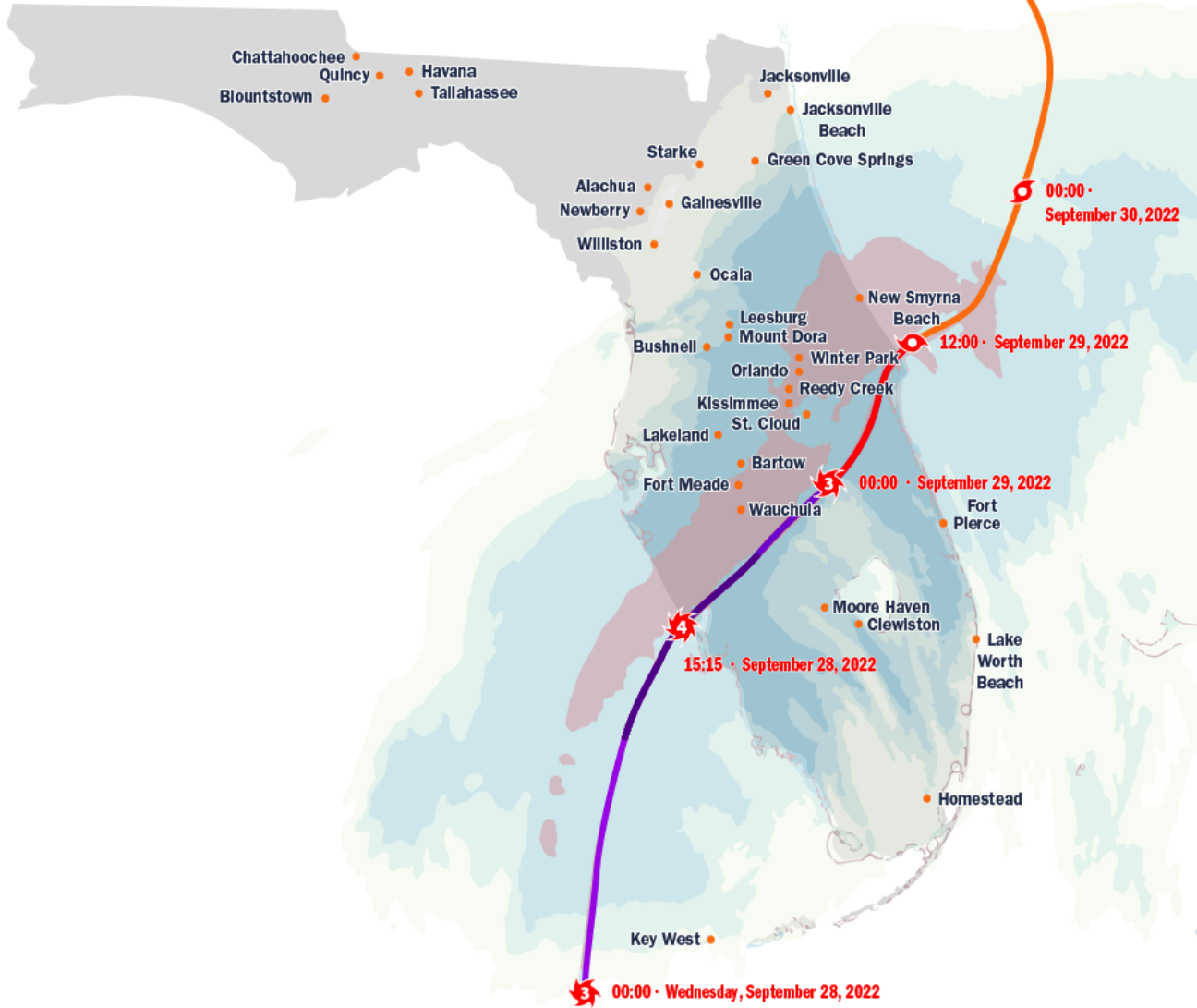
- Friday, Sept 23: Tropical Depression Nine
 - Projected landfall around Tampa on Wed.
 - Mutual aid coordinators put on notice to start engaging utilities and gathering numbers
- Sunday, Sept 25: Tropical Storm
 - Projected landfall around Big Bend late Thurs.
- Monday, Sept 26: Hurricane
 - Projected landfall around Tampa on Thurs.
- Tuesday, Sept 27: Major Hurricane
 - Storm track shifts
 - Projected landfall now around Ft. Myers on Wed.
- Wednesday, Sept 28: Landfall
 - Around Ft. Myers as Major Hurricane – 150 mph

Hurricane Ian: Landfall Track



48 Hour Rainfall

September 29 - 30, 2022



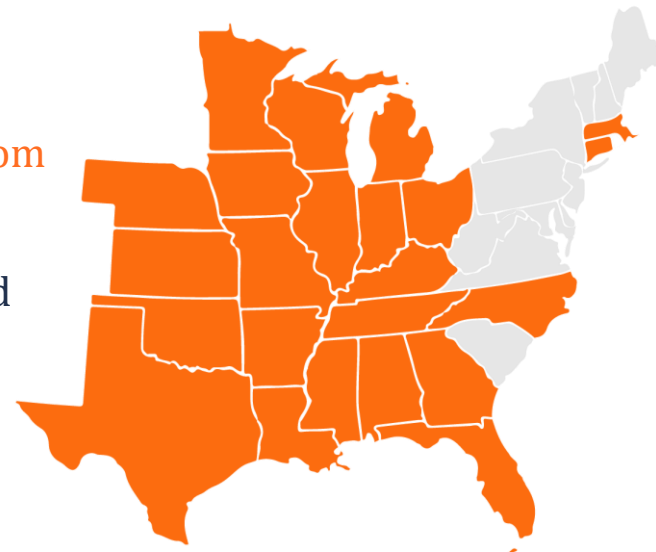
Hurricane Ian: 48 Hour Rainfall



Hurricane Ian: Impacts and Mutual Aid Assistance

- 2.7 million customers statewide out at peak
 - 212,344 from public power
- 23 of Florida's 33 public power utilities experienced outages
- More than 750 public power lineworkers committed from approximately 150 utilities from 22 states
- 18 of Florida's 33 public power utilities used mutual aid assistance

Alabama	Kentucky	Nebraska
Arkansas	Louisiana	North Carolina
Connecticut	Massachusetts	Ohio
Georgia	Michigan	Oklahoma
Illinois	Minnesota	Tennessee
Indiana	Mississippi	Texas
Iowa	Missouri	Wisconsin
Kansas		



Hurricane Ian: Public Power Restoration

- 23 of 33 Florida public power utilities experienced outages
- More than 212, 000 public power customers out at peak
 - More than 2.7 million out statewide
- More than 50% of those restored in 24 hours
- 80% restored in 48 hours
- 99% restored in 72 hours

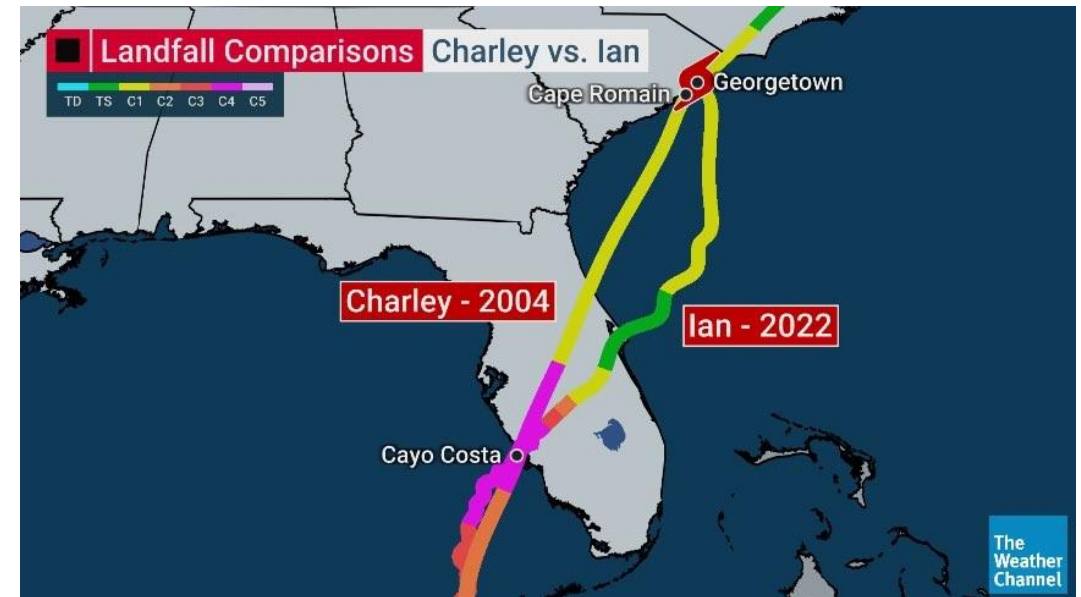


DATE	# Customers Out	% Customers Out
Sept 29, 2022	212,344	14%
Sept 30, 2022	91,612	6%
Oct 1, 2022	45,241	3%
Oct 2, 2022	19,189	1%
Oct 3, 2022	7,932	<1%
Oct 4, 2022	1,557	<1%

Ian is in a three-way tie for 4th strongest storm to strike Florida in last 100 years.

Florida Category 4-5 Hurricanes Ranked by Wind						
Rank	Year	Month	Day	Storm_Name	Landfall Wind (mph)	Landfall Pressure (mb)
1	1935	9	3	Labor Day	185	892
2	1992	8	24	Andrew	165	922
3	2018	10	10	Michael	160	919
T-4	1919	9	10	Florida Keys	150	927
T-4	2004	8	13	Charley	150	941
T-4	2022	9	28	Ian	150	940
T-7	1926	9	18	Great Miami	145	930
T-7	1928	9	17	Lake Okeechobee	145	929
T-7	1960	9	10	Donna	145	930
T-10	1945	9	15	Homestead	130	949
T-10	1947	9	16	Fort Lauderdale	130	943
T-10	1948	9	22	Sept 1948 Florida	130	940
T-10	1949	8	26	Florida	130	954
T-10	1950	10	18	King	130	955
T-10	2017	9	10	Irma	130	931

Hurricane Ian: Comparisons



Hardest hitters

Nine Category 4 and 5 hurricanes have hit the mainland U.S. in the last 50 years—6 in the past 5 years



Hurricane Ian: Comparisons

Ian is in an eight-way tie for 5th strongest storm to strike the U.S.

Continental US Landfalls of 150 + mph								
Rank	Year	Month	Day	Storm Name	Landfall Wind (mph)	Landfall Pressure (mb)	State	
1	1935	9	3	Labor Day	185	892	FL	
2	1969	8	18	Camille	175	900	MS	
3	1992	8	24	Andrew	165	922	FL	
4	2018	10	10	Michael	160	919	FL	
T-5	1856	8	10	Last Island	150	934	LA	
T-5	1886	8	20	Indianola	150	925	TX	
T-5	1919	9	10	Florida Keys	150	927	FL	
T-5	1932	8	14	Freeport	150	935	TX	
T-5	2004	8	13	Charley	150	941	FL	
T-5	2020	8	27	Laura	150	939	LA	
T-5	2021	8	29	Ida	150	931	LA	
T-5	2022	9	28	Ian	150	940	FL	