

The National Dairy FARM Program:

Farmers Assuring Responsible ManagementSM



National Dairy FARM Program

Farmers Assuring Responsible ManagementSM

WHY National? WHY Now? **Because Consumers Care**

- ✓ Demand safe, wholesome and nutritious food produced with integrity
- ✓ FARM provides that assurance
- ✓ Industry is quickly coming on board



National Dairy FARM Program

Farmers Assuring Responsible ManagementSM

PROGRAM Management

- ✓ Directed by the National Milk Producers Federation, with support from Dairy Management, Inc.
- ✓ Nationwide, verifiable animal well-being program providing consistency and uniformity to best practices in animal care and quality assurance
- ✓ 10-member advisory panel named to help guide the program's development



National Dairy FARM Program

Farmers Assuring Responsible ManagementSM

THREE-STEP Approach

- ✓ Education
 - Animal Care Manual, Quick Reference User Guide, Animal Care DVD
 - All materials available online in English and Spanish
- ✓ On-Farm Evaluation
- ✓ Third-Party Verification

Voluntary and available to all producers



National Dairy FARM Program

Farmers Assuring Responsible ManagementSM

ANIMAL Care Manual

- ✓ Developed by Technical Writing Group
 - Overseen by NMPF Animal Health and Welfare Committee
- ✓ Industry-wide Review
 - Cooperatives, Producer Associations, Processors
 - AABP Animal Welfare Committee
 - AVMA Animal Welfare Committee
 - Beef Quality Assurance Program
 - American Humane Certified Scientific Advisory Committee
 - Dr. Temple Grandin, Colorado State University



National Dairy FARM Program

Farmers Assuring Responsible ManagementSM

ABBREVIATED Table of Contents

Chapter 1 – Introduction

Chapter 2 – On-Farm Evaluations

Chapter 3 – Management: SOP, Training, Record Keeping

Chapter 4 – Newborn

Chapters 5 – 8 Lifecycle from Weaning to Maturity

- ✓Nutrition
- ✓Animal Health
- ✓Environment and Facilities
- ✓Handling, Movement and Transportation

Chapter 9 – Special-Needs Animals

Chapter 10 – Dairy Beef

Chapter 11 – Third-Party Verification

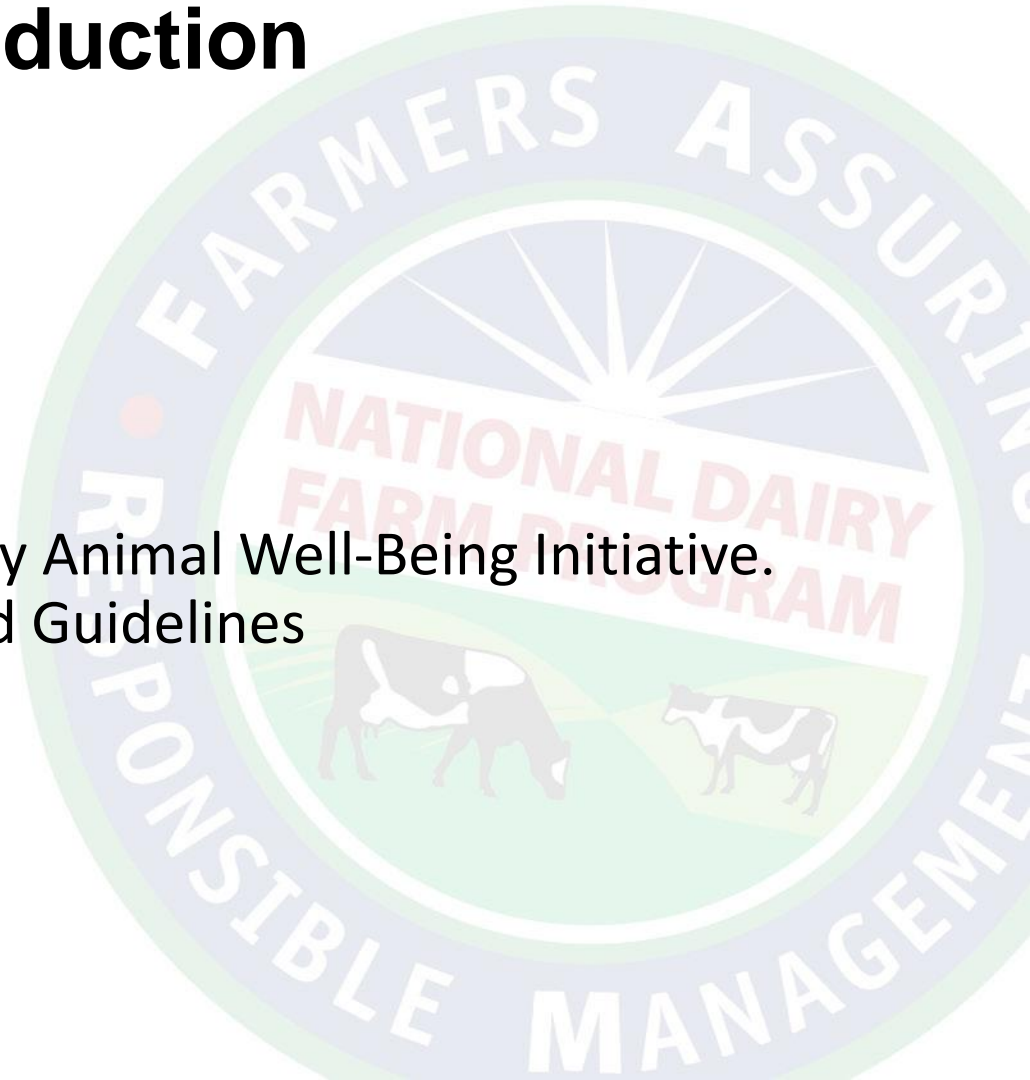


National Dairy FARM Program

Farmers Assuring Responsible ManagementSM

CHAPTER 1 Introduction

- ✓ Program
- ✓ Mission
- ✓ Background
 - National Dairy Animal Well-Being Initiative.
Principles and Guidelines
- ✓ Definitions





National Dairy FARM Program

Farmers Assuring Responsible ManagementSM

CHAPTER 2 On-Farm Evaluations

- ✓ External review of animal care practices using management checklists
 - Completed by a veterinarian, extension agent, co-op field staff
 - Provides a status report and action plan for improvement if necessary
 - Used for third-party verification
 - Subsequent on-farm evaluations, at least once every three years



National Dairy FARM Program

Farmers Assuring Responsible ManagementSM

CHAPTER 2 On-Farm Evaluations

- ✓ Management checklists
 - Key on-farm practices for program
 - Specific practices by chapter
 - Sole basis for on-farm evaluation
- ✓ Checklists are the foundation for the
Quick Reference User Guide



National Dairy FARM Program

Farmers Assuring Responsible ManagementSM

CHAPTER 3 Management: SOP, Training and Record Keeping

- ✓ Veterinarian/Client/Patient Relationship
- ✓ Herd Health Plan
- ✓ Standard Operating Procedures
- ✓ Employee training
- ✓ Emergency Plan
- ✓ Animal ID and recordkeeping
- ✓ Milking routine



National Dairy FARM Program

Farmers Assuring Responsible ManagementSM

CHAPTER 4 Newborn Calves

✓ Nutrition

- Colostrum, milk replacer, feed and water

✓ Animal Health

- Navel dipping, animal ID and health records, vaccinations and medical procedures

✓ Environment and Facilities

- Clean, dry, adequate space, protection from weather extremes

✓ Handling, Movement and Transportation

- Personnel training, lifting or walking, clean vehicles



National Dairy FARM Program

Farmers Assuring Responsible ManagementSM

CHAPTER 5 Nutrition

✓Water

- Clean, tested, protected from freezing
- Continuous access or provided at least twice per day or as necessary to maintain proper hydration

✓Feed

- Provide nutrients for physiological life-stage
- Testing, not mixed with other species feed
- Cows not without feed for more than 4 hours



National Dairy FARM Program

Farmers Assuring Responsible ManagementSM

CHAPTER 6 Animal Health

- ✓ **Herd Health**
 - VCPR and Herd Health Plan
- ✓ **Animal Observation** — daily requirements
- ✓ **Sanitation**
 - $\geq 90\%$ of animals score less than 3 (Hygiene Scorecard)
- ✓ **Locomotion**
 - $\geq 90\%$ score 2 or better (Locomotion Scorecard)
- ✓ **Body Condition Scoring**
 - $\geq 90\%$ between 2.0 and 4.0 and $\leq 5\%$ below 2.0 (BCS Scorecard)
- ✓ **Hock Lesions**
 - ✓ $\geq 90\%$ cows score 1 and $\geq 99\%$ percent score 2 or less (HL Scorecard)



National Dairy FARM Program

Farmers Assuring Responsible ManagementSM

CHAPTER 7 Environment and Facilities

✓ Animal Environment

- Minimize environmental extremes
- Minimize airborne dust
- Adequate lighting for inspection of animals
- Avoid quick movements and alarming sounds

✓ Facilities

- Routine observations
- Stanchions/tie stalls
- Freestalls
- Open lots and pastures



National Dairy FARM Program

Farmers Assuring Responsible ManagementSM

CHAPTER 8 Handling, Movement and Transportation

✓ Handling and Movement

- Flight zones and flight distances
- Controlling animal movement in lanes, alleyways, and other parts of the complex

✓ Transportation

- “Top 10 Considerations for Culling and Transporting Dairy Animals” used in handling and transportation decision-making



National Dairy FARM Program

Farmers Assuring Responsible ManagementSM

TOP 10 Culling List

Top 10 Considerations for Culling and Transporting Dairy Animals to a Packing or Processing Facility

Culling and transporting decisions are an important part of dairy farming. Occasionally, an animal that is ambulatory on the farm may not be suitable for transport to a packing or processing facility. These "Top 10 Considerations for Culling and Transporting Dairy Animals to a Packing or Processing Facility" are designed to assist dairy producers in making the decision on the suitability for an animal to be transported.

1

Do not move non-ambulatory animals to market under any circumstances.

2

Make the decision to treat, to cull, or to euthanize animals promptly. Sick and injured animals should be segregated from the herd.

3

Delay transport of an animal that appears to be exhausted or dehydrated until the animal is rested, fed, and rehydrated.

4

Milk all cows that are still lactating just prior to transporting to a packing or processing facility.

5

Use a transportation company that is knowledgeable about your animal care expectations and provides for the safety and comfort of the animals during transport.

6

Do not transport animals to a packing or processing facility until all proper treatment withdrawal times have been followed.

7

Body Condition Score

1 ☒

2 ☐

3 ☒

8

Do not transport animals that require mechanical assistance to rise and are reluctant or unable to walk, except for veterinary treatment. When using any handling device, abuse must not be tolerated.

9

Do not transport animals with bone fractures of the limbs or injuries to the spine. Animals with a recent fracture unrelated to mobility should be culled and transported directly to a packing or processing facility.

10

Do not transport animals with conditions that will not pass pre-slaughter inspection at a packing or processing facility. If unsure, consult with your veterinarian before transporting an animal to a packing or processing facility.

If you would like to order up to five additional copies or would like more information on the dairy animal culling and transporting sheet, please call (703) 224-1381 or email: poster@nmpf.org.



Las 10 consideraciones más importantes para el descarte y transporte de animales lecheros a un rastro o planta empacadora

Las decisiones de descarte y transporte son una parte importante de la producción lechera. Ocasionalmente, un animal que puede caminar en la lechería puede que no sea apto para que se le transporte a un rastro o planta empacadora de carne. Estas "10 consideraciones más importantes para el descarte y transporte de animales lecheros a un rastro o planta empacadora" están diseñadas para asistir a los productores de leche en la toma de decisiones sobre que tan listo esta un animal para ser transportado.

1

No lleve ningún animal al matadero que no pueda caminar, bajo ninguna circunstancia.

2

Tome la decisión de tratar, desechar o matar animales rápidamente. Animales enfermos y lastimados deben de ser separados del hato.

3

Retrase el transporte de un animal que parezca muy cansado o deshidratado hasta que el animal descanse, coma y se re-hidrate.

4

Ordee todas las vacas que están todavía dando leche justo antes de transportarlas a un rastro o planta empacadora de carne.

5

Use una compañía de transporte que sepa acerca de sus expectativas del cuidado de los animales y que provee seguridad y comodidad a los animales durante el transporte.

6

No transporte animales a un rastro o planta empacadora de carne hasta que todos los tiempos adecuados de retiro de tratamientos hayan sido seguidos.

7

Calificación de Condición Corporal

1 ☒

2 ☐

3 ☒

8

No transporte animales que requieran asistencia mecánica para levantarlos y los que no están dispuestos a o no pueden caminar, excepto para tratamiento veterinario. Cuando se use cualquier herramienta para mover animales, no se debe tolerar el abuso.

9

No transporte animales con fracturas de las piernas o heridas de la columna vertebral. Animales con una fractura reciente que no tiene nada que ver con su movilidad deben de ser descartados y transportados directamente a un rastro o planta empacadora de carne.

10

No transporte animales con condiciones que no los dejara que pasen la inspección pre-matanza de un rastro o planta empacadora de carne. Si no esta seguro, consulte con su veterinario antes de transportar un animal a un rastro o planta empacadora de carne.

Si le gustaría ordenar un máximo de cinco copias más o le gustaría mayor información acerca de la hoja del descarte y transporte de animales lecheros, por favor llame al (703) 224-1381 o envíe un mensaje por correo electrónico a: poster@nmpf.org.





National Dairy FARM Program

Farmers Assuring Responsible ManagementSM

CHAPTER 9 Special-Needs Animals

✓ Nutrition

- Access to clean water
- Balanced rations

✓ Animal Health

- Non-ambulatory animal care
- Euthanasia protocols

✓ Environment and Facilities

- Segregation of sick or injured animals

✓ Handling, Movement and Transportation



National Dairy FARM Program

Farmers Assuring Responsible ManagementSM

CHAPTER 10 Dairy Beef

✓Culling

- “Top 10 Considerations for Culling and Transporting Dairy Animals” used in culling, handling, and transportation decision-making

✓Dairy Bull Calves and Freemartin Heifers

- Receive colostrum or colostrum replacer soon after birth
- Fed milk or milk replacer until marketed
- Balanced diets when kept beyond weaning
- Continuous access or provided water at least twice a day or as necessary to maintain proper hydration



National Dairy FARM Program

Farmers Assuring Responsible ManagementSM

CHAPTER 11 Third-party Verification

- ✓ Participating farms chosen through statistical sampling
- ✓ Designed to demonstrate the integrity of the program
- ✓ Provide statistically verified data confirming that proper animal care is expectation
- ✓ Annual process



National Dairy FARM Program

Farmers Assuring Responsible ManagementSM

On-Farm Evaluations

- ✓ External review of animal care practices using management checklists
 - Completed by a FARM certified veterinarian, extension agent, co-op field staff
 - Provides a status report and action plan for improvement if necessary
 - Subsequent on-farm evaluations, at least once every three years



National Dairy FARM Program

Farmers Assuring Responsible ManagementSM

On-Farm Evaluations

- ✓ Over 450 evaluators trained and certified
- ✓ Almost 100 trainers certified to hold evaluator training sessions
- ✓ More sessions to be held in 2013



National Dairy FARM Program

Farmers Assuring Responsible ManagementSM

Third-party Verification

- ✓ Participating farms chosen through statistical sampling
- ✓ Designed to demonstrate the integrity of the program
- ✓ Verification approach results in a greater than 95% confidence
- ✓ Annual process



National Dairy FARM Program

Farmers Assuring Responsible ManagementSM

Third-party Verification

- ✓ Validus is the verifier of the program
- ✓ Not every farm goes through this process
- ✓ Selected farms are contacted to schedule the verification
- ✓ 2011 verification completed in May 2012
- ✓ 2012 verification just started in August



National Dairy FARM Program

Farmers Assuring Responsible ManagementSM

Program Verification

Results at 95% Confidence

✓ No differences detected due to: herd size, second-party evaluator experience, and facility type

Confirmed statistical verification strategy is sound

✓ No difference between Second Party Evaluator findings and Third-Party Verifier observations

Confirmed overall consistency of data collected during Second-Party evaluations




National Dairy FARM Program

Farmers Assuring Responsible ManagementSM

Program Verification

- ✓ 2011 program verification results utilized to inform the revision process
- ✓ Any changes to the program will be made and implemented in 2013





National Dairy FARM Program

Farmers Assuring Responsible ManagementSM

Participation

- ✓ Open to cooperatives, proprietary processors and independent producers
- ✓ Fee to cover Third-Party Verification – no checkoff funds
- ✓ 39% of nation's milk supply participating in the program





National Dairy FARM Program

Farmers Assuring Responsible ManagementSM

Participation

- ✓ All program materials freely-available on website
- ✓ Fees low to encourage mass participation





National Dairy FARM Program

Farmers Assuring Responsible ManagementSM

Participating Cooperatives and Proprietary Processors

- **Agri-Mark, Inc.**
- **Arkansas Dairy Coop**
- **Associated Milk Prod, Inc.**
- **Calhoun Creamery**
- **California Dairies, Inc.**
- **Clarco Farmers Cooperative**
- **Cooperative Milk Producers Assn**
- **Dassel Coop. Dairy Assn.**
- **Elmdale Creamery**
- **Ellsworth Cooperative Creamery**
- **Family Dairies USA**
- **Farmer's Co-op Creamery Co. (MN)**
- **First District Association**
- **Foremost Farms USA**
- **Gilman Cooperative Creamery**
- **Hilmar Cheese Co.**
- **HP Hood Booth Bros.**
- **Hoard's Dairyman Farm**



National Dairy FARM Program

Farmers Assuring Responsible ManagementSM

Participating Cooperatives and Proprietary Processors

- Lanco-Pennland
- Land O'Lakes, Inc.
- Lone Star Milk Prod.
- Maryland & Virginia Milk Producers Coop.
- Michigan Milk Producers Association
- National Farmers Organization
- Nelson Creamery Association
- Osakis Creamery Association
- Piedmont Milk Sales
- Plainview Milk Products Coop.
- Prairie Farms
- Premier Milk, Inc.
- Pro-Ag Farmers Cooperative
- Sartori Cheese
- Springfield Creamery
- St. Albans Cooperative
- Sunrise Creamery
- Swiss Valley Farms Co.
- Valley Creamery
- Valley Queen Cheese



National Dairy FARM Program

Farmers Assuring Responsible ManagementSM

www.nationaldairyfarm.com



Participant Login

Home | Animal Care Program | Residue Prevention | News | Events | Links | Contact Us |

Latest Videos: Animal Care Program

CHAPTER 1



Introduction

FARM Evaluator Training, [Register Now!](#)

[View the New Training Videos on Animal Observations!](#)

[2012 Milk and Dairy Beef Residue Prevention Manual Now Available!](#)

Need to Order Hard Copies of FARM Materials?

NATIONAL DAIRY FARM PROGRAM

Consumers want to purchase food from sources they know will take care of animals, and operate in a way that is consistent with their values and expectations. Dairy farmers have a longstanding commitment to doing what is right. The National Dairy FARM Program: Farmers Assuring Responsible

ManagementTM provides consistency and uniformity to best practices in animal care and quality assurance in the dairy industry.

The dairy industry is committed to ensuring the well-being of the animals in our care. The National Dairy FARM ProgramTM is a nation-wide, verifiable program that addresses animal well-being. Third-party verification ensures the validity and the integrity of the program to our customers and consumers. The dairy industry has an excellent track record of responsible management practices; this national effort simply brings consistency and uniformity to on-farm care and provides reassurance to consumers.

National Dairy FARM Program



0:00 / 1:54

YouTube

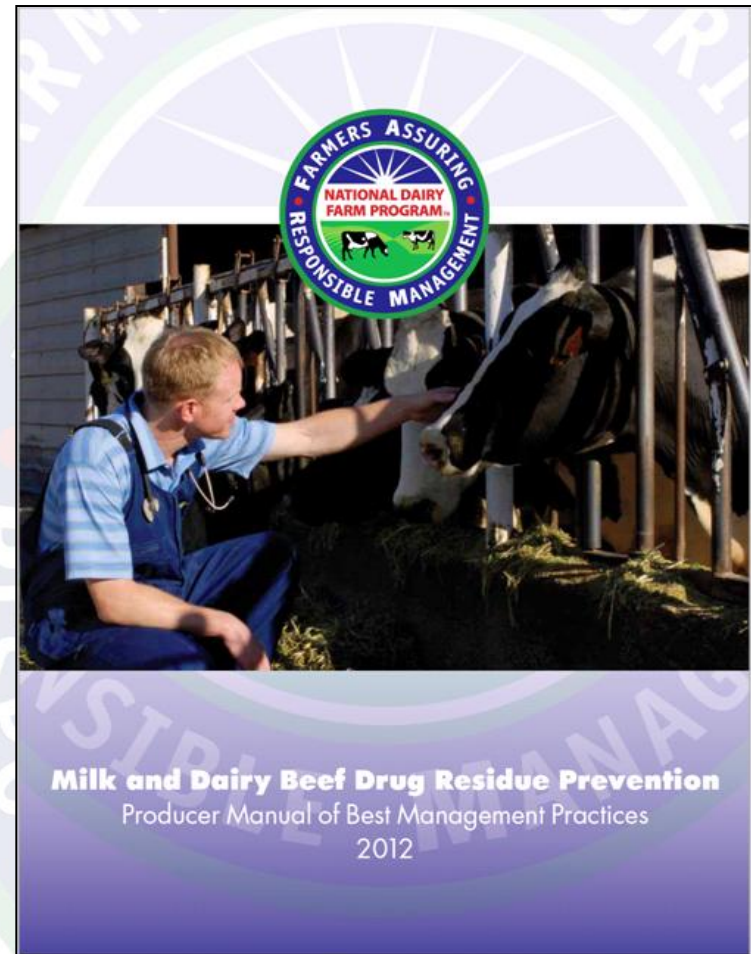


National Dairy FARM Program

Farmers Assuring Responsible ManagementSM

Milk and Dairy Beef Drug Residue Prevention

- ✓ Revised educational manual available online
- ✓ Developed by NMPF technical writing group
- ✓ Covers best management practices for use of animal drugs
- ✓ Not produced with check-off funds





National Dairy FARM Program

Farmers Assuring Responsible ManagementSM

MORE Information

Betsy Flores

BFlores@NMPF.org

(703) 243-6111

Jamie Jonker

JJonker@nmpf.org

