

2024 COLORADO GENERAL ASSEMBLY - GENERAL ELECTION

NOVEMBER 5, 2024

COLORADO
APARTMENT ASSOCIATION



**GENERAL
ELECTION
RACES
BY
CHAMBER**

House

65/65

Senate

18/35



HOUSE OF REPRESENTATIVES

65 Races

Solid D
35

Competitive
11

Solid R
19

HOUSE – COMPETITIVE RACES

- **HD16 – Stephanie Vigil (D) vs. Rebecca Keltie (R), page 20**
- HD18 – Amy Paschal (D) vs. James Boelens (R), page 22
- **HD19 – Jillaire McMillan (D) vs. Dan Woog (R), page 23**
- **HD25 – Tammy Story (D) vs. George Mumma (R), page 29**
- HD26 – Meghan Lukens (D) vs. Nathan Butler (R), page 30
- HD28 – Sheila Lieder (D) vs. Peter Boddie (R), page 32
- HD38 – Gretchen Rydin (D) vs. Jeff Patty (R), page 42
- **HD43 – Bob Marshall (D) vs. Matt Burcham (R), page 47**
- **HD50 – Mary Young (D) vs. Ryan Gonzalez (R), page 54**
- HD59 – Katie Stewart (D) vs. Clark Craig (R), page 63
- HD61 – Eliza Hamrick (D) vs. Vacancy Selection (R), page 65

***Targeted Races Shown in Bold**

HOUSE DISTRICT 1

Javier Mabrey (D) vs. Barbara DeHaan (R)

Counties: Denver, Jefferson

Seat Category: Safe Democrat

Incumbent: Javier Mabrey (D)

Registration: 36% D / 14% R / 48% U

2022 Election: D+32 percentage points



**PHOTO
NOT
AVAILABLE**

HOUSE DISTRICT 2

Steve Woodrow (D) vs. Michael DiManna (R)

Counties: Denver

Seat Category: Safe Democrat

Incumbent: Steve Woodrow (D)

Registration: 39% D / 12% R / 48% U

2022 Election: D+52 percentage points



HOUSE DISTRICT 3

Meg Froelich (D) vs. Mickey Neal (R)

Counties: Arapahoe, Denver

Seat Category: Safe Democrat

Incumbent: Meg Froelich (D)

Registration: 32% D / 16% R / 49% U

2022 Election: D+34 percentage points



HOUSE DISTRICT 4

Cecelia Espenoza (D) vs. Jack Daus (R)

Counties: Denver

Seat Category: Safe Democrat

Incumbent: Tim Hernandez (D)

Registration: 42% D / 7% R / 49% U

2022 Election: D+66 percentage points



HOUSE DISTRICT 5

Alex Valdez (D) vs. Johnnie Johnson (R)

Counties: Denver

Seat Category: Safe Democrat

Incumbent: Alex Valdez (D)

Registration: 39% D / 7% R / 52% U

2022 Election: D+68 percentage points



HOUSE DISTRICT 6

Sean Camacho (D) vs. Kyle Witter (R)

Counties: Denver

Seat Category: Safe Democrat

Incumbent: Elisabeth Epps (D)

Registration: 45% D / 7% R / 46% U

2022 Election: D+72 percentage points



HOUSE DISTRICT 7

Jennifer Bacon (D) vs. Tom Swift (R)

Counties: Denver

Seat Category: Safe Democrat

Incumbent: Jennifer Bacon (D)

Registration: 42% D / 8% R / 48% U

2022 Election: Unopposed



HOUSE DISTRICT 8

Lindsay Gilchrist (D) vs. Philip Borrelli (R)

Counties: Denver

Seat Category: Safe Democrat

Incumbent: Leslie Herod (D)

Registration: 50% D / 5% R / 43% U

2022 Election: D+76 percentage points



HOUSE DISTRICT 9

Emily Sirota (D) vs. Tom Cowhick (R)

Counties: Arapahoe, Denver

Seat Category: Safe Democrat

Incumbent: Emily Sirota (D)

Registration: 39% D / 12% R / 47% U

2022 Election: D+54 percentage points



HOUSE DISTRICT 10

Junie Joseph (D) vs. Bill DeOreo (R)

Counties: Boulder

Seat Category: Safe Democrat

Incumbent: Junie Joseph (D)

Registration: 47% D / 5% R / 46% U

2022 Election: D+76 percentage points



HOUSE DISTRICT 11

Karen McCormick (D) vs. Kathy Reeves (R)

Counties: Boulder

Seat Category: Safe Democrat

Incumbent: Karen McCormick (D)

Registration: 33% D / 14% R / 50% U

2022 Election: D+40 percentage points



HOUSE DISTRICT 12

Kyle Brown (D) vs. Mark Milliman (R)

Counties: Boulder, Broomfield

Seat Category: Safe Democrat

Incumbent: Kyle Brown (D)

Registration: 41% D / 11% R / 48% U

2022 Election: D+54 percentage points



HOUSE DISTRICT 13

Julie McCluskie (D) vs. Dave Williams (R)

Counties: Chaffee, Grand, Jackson, Lake, Park, Summit

Seat Category: Safe Democrat

Incumbent: Julie McCluskie (D)

Registration: 23% D / 24% R / 51% U

2022 Election: D+12 percentage points



HOUSE DISTRICT 14

Kat Gayle (D) vs. Rose Pugliese (R)

Counties: El Paso

Seat Category: Safe Republican

Incumbent: Rose Pugliese (R)

Registration: 15% D / 34% R / 50% U

2022 Election: R+22 percentage points



HOUSE DISTRICT 15

Jeff Livingston (D) vs. Scott Bottoms (R)

Counties: El Paso

Seat Category: Safe Republican

Incumbent: Scott Bottoms (R)

Registration: 16% D / 29% R / 53% U

2022 Election: R+18 percentage points



HOUSE DISTRICT 16

Stephanie Vigil (D) vs. Rebecca Keltie (R)

Counties: El Paso

Seat Category: Competitive

Incumbent: Stephanie Vigil (D)

Registration: 22% D / 25% R / 51% U

2022 Election: D+2 percentage points



Competitive and Targeted Race



HOUSE DISTRICT 17

Regina English (D) vs. Elizabeth Riggs (R)

Counties: El Paso

Seat Category: Safe Democrat

Incumbent: Regina English (D)

Registration: 24% D / 18% R / 56% U

2022 Election: D+14 percentage points



HOUSE DISTRICT 18

Amy Paschal (D) vs. James Boelens (R)

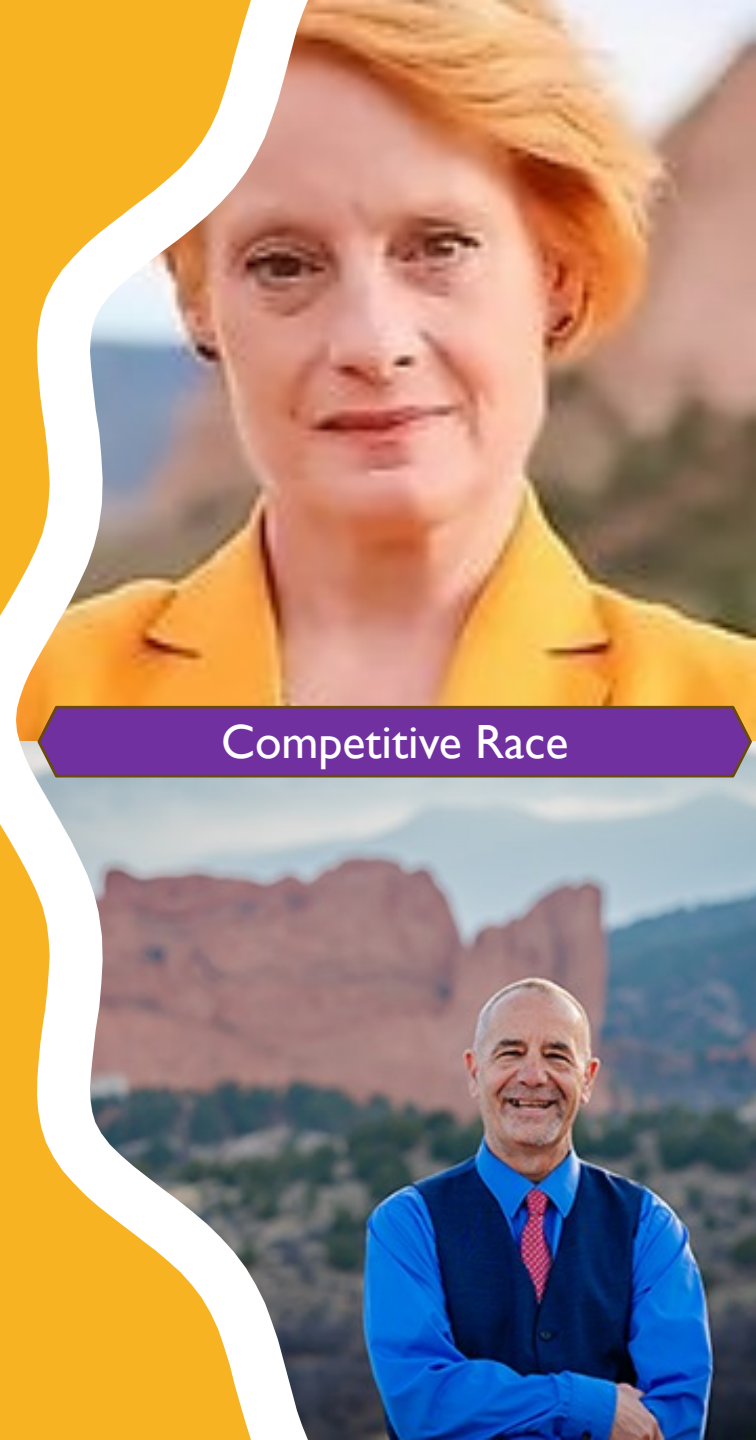
Counties: El Paso, Teller

Seat Category: Competitive

Incumbent: Marc Snyder (D)

Registration: 22% D / 26% R / 50% U

2022 Election: D+9 percentage points



HOUSE DISTRICT 19

Jillaire McMillan (D) vs. Dan Woog (R)

Counties: Boulder, Weld

Seat Category: Competitive

Incumbent: Jennifer Parenti (D)

Registration: 24% D / 24% R / 51% U

2022 Election: D+3 percentage points



Competitive and Targeted Race



HOUSE DISTRICT 20

Arik Dougherty (D) vs. Jarvis Caldwell (R)

Counties: El Paso

Seat Category: Safe Republican

Incumbent: Don Wilson (R)

Registration: 11% D / 41% R / 46% U

2022 Election: Unopposed



HOUSE DISTRICT 21

Liz Rosenbaum (D) vs. Mary Bradfield (R)

Counties: El Paso

Seat Category: Safe Republican

Incumbent: Mary Bradfield (R)

Registration: 17% D / 25% R / 56% U

2022 Election: R+16 percentage points



HOUSE DISTRICT 22

Michael Pierson (D) vs. Ken deGraaf (R)

Counties: El Paso

Seat Category: Safe Republican

Incumbent: Ken deGraaf (R)

Registration: 16% D / 32% R / 50% U

2022 Election: R+19 percentage points



HOUSE DISTRICT 23

Monica Duran (D) running unopposed

Counties: Jefferson

Seat Category: Safe Democrat

Incumbent: Monica Duran (R)

Registration: 31% D / 17% R / 50% U

2022 Election: D+30 percentage points



No Candidate

HOUSE DISTRICT 24

Lisa Feret (D) vs. Gwen Henderson (R)

Counties: Jefferson

Seat Category: Safe Democrat

Incumbent: Lindsey Daugherty (D)

Registration: 28% D / 22% R / 48% U

2022 Election: D+13 percentage points



HOUSE DISTRICT 25

Tammy Story (D) vs. George Mumma (R)

Counties: Jefferson

Seat Category: Competitive

Incumbent: Tammy Story (D)

Registration: 23% D / 26% R / 49% U

2022 Election: D+2 percentage points



Competitive and Targeted Race



HOUSE DISTRICT 26

Meghan Lukens (D) vs. Nathan Butler (R)

Counties: Eagle, Moffat, Rio Blanco, Routt

Seat Category: Competitive

Incumbent: Meghan Lukens (D)

Registration: 21% D / 26% R / 51% U

2022 Election: D+8 percentage points



Competitive Race



HOUSE DISTRICT 27

Brianna Titone (D) vs. Ed Cox (R)

Counties: Jefferson

Seat Category: Safe Democrat

Incumbent: Brianna Titone (D)

Registration: 27% D / 22% R / 50% U

2022 Election: D+18 percentage points



HOUSE DISTRICT 28

Sheila Lieder (D) vs. Peter Boddie (R)

Counties: Jefferson

Seat Category: Competitive

Incumbent: Sheila Lieder (D)

Registration: 25% D / 24% R / 49% U

2022 Election: D+6 percentage points



Competitive Race



HOUSE DISTRICT 29

Shannon Bird (D) vs. Evan Shields Hunt (R)

Counties: Adams, Jefferson

Seat Category: Safe Democrat

Incumbent: Shannon Bird (D)

Registration: 28% D / 20% R / 50% U

2022 Election: D+22 percentage points



HOUSE DISTRICT 30

Rebekah Stewart (D) vs. Ramey Johnson (R)

Counties: Jefferson

Seat Category: Safe Democrat

Incumbent: Chris deGruy Kennedy (D)

Registration: 33% D / 16% R / 49% U

2022 Election: D+32 percentage points



HOUSE DISTRICT 31

Jacque Phillips (D) vs. Heidi Pitchforth (R)

Counties: Adams

Seat Category: Safe Democrat

Incumbent: Julia Marvin (D)

Registration: 30% D / 16% R / 51% U

2022 Election: D+18 percentage points



HOUSE DISTRICT 32

Manny Rutinel (D) running unopposed

Counties: Adams

Seat Category: Safe Democrat

Incumbent: Manny Rutinel (D)

Registration: 31% D / 16% R / 50% U

2022 Election: D+12 percentage points



No Candidate

HOUSE DISTRICT 33

William Lindstedt (D) vs. Michael Martinez (R)

Counties: Adams, Broomfield, Weld

Seat Category: Safe Democrat

Incumbent: William Lindstedt (D)

Registration: 27% D / 21% R / 51% U

2022 Election: D+18 percentage points



HOUSE DISTRICT 34

Jenny Willford (D) vs. Craig Sullivan (R)

Counties: Adams

Seat Category: Safe Democrat

Incumbent: Jenny Willford (D)

Registration: 28% D / 21% R / 50% U

2022 Election: D+ | | percentage points



HOUSE DISTRICT 35

Lorena Garcia (D) vs. Lee Knoll (R)

Counties: Adams, Jefferson

Seat Category: Safe Democrat

Incumbent: Lorena Garcia (D)

Registration: 34% D / 13% R / 50% U

2022 Election: D+32 percentage points



HOUSE DISTRICT 36

Michael Carter (D) running unopposed

Counties: Adams, Arapahoe

Seat Category: Safe Democrat

Incumbent: Mike Weissman (D)

Registration: 33% D / 14% R / 50% U

2022 Election: D+31 percentage points



No Candidate

HOUSE DISTRICT 37

Chad Clifford (D) vs. Vacancy Selection (R)

Counties: Arapahoe

Seat Category: Safe Democrat

Incumbent: Chad Clifford (D)

Registration: 26% D / 25% R / 48% U

2022 Election: D+12 percentage points



HOUSE DISTRICT 38

Gretchen Rydin (D) vs. Jeff Patty (R)

Counties: Arapahoe, Jefferson

Seat Category: Competitive

Incumbent: David Ortiz (D)

Registration: 25% D / 25% R / 47% U

2022 Election: D+12 percentage points



Competitive Race



HOUSE DISTRICT 39

Eric Brody (D) vs. Brandi Bradley (R)

Counties: Douglas

Seat Category: Safe Republican

Incumbent: Brandi Bradley (R)

Registration: 17% D / 34% R / 48% U

2022 Election: R+16 percentage points



HOUSE DISTRICT 40

Naquetta Ricks (D) vs. Darryl Gibbs (R)

Counties: Arapahoe

Seat Category: Safe Democrat

Incumbent: Naquetta Ricks (D)

Registration: 30% D / 18% R / 50% U

2022 Election: D+22 percentage points



HOUSE DISTRICT 41

Iman Jodeh (D) vs. Rob McKenna (R)

Counties: Arapahoe

Seat Category: Safe Democrat

Incumbent: Iman Jodeh (D)

Registration: 35% D / 16% R / 47% U

2022 Election: D+28 percentage points



HOUSE DISTRICT 42

Mandy Lindsay (D) running unopposed

Counties: Arapahoe

Seat Category: Safe Democrat

Incumbent: Mandy Lindsay (D)

Registration: 38% D / 11% R / 49% U

2022 Election: D+46 percentage points



No Candidate

HOUSE DISTRICT 43

Bob Marshall (D) vs. Matt Burcham (R)

Counties: Douglas

Seat Category: Competitive

Incumbent: Bob Marshall (D)

Registration: 21% D / 29% R / 48% U

2022 Election: D+1 percentage point



Competitive and Targeted Race



HOUSE DISTRICT 44

Alyssa Nilemo (D) vs. Anthony Hartsook (R)

Counties: Douglas

Seat Category: Safe Republican

Incumbent: Anthony Hartsook (R)

Registration: 17% D / 32% R / 49% U

2022 Election: R+17 percentage points



HOUSE DISTRICT 45

Chad Cox (D) vs. Max Brooks (R)

Counties: Douglas

Seat Category: Safe Republican

Incumbent: Lisa Frizell (R)

Registration: 15% D / 34% R / 49% U

2022 Election: R+24 percentage points



HOUSE DISTRICT 46

Tisha Mauro (D) vs. Kim Swearingen (R)

Counties: Pueblo

Seat Category: Safe Democrat

Incumbent: Tisha Mauro (D)

Registration: 33% D / 22% R / 42% U

2022 Election: D+8 percentage points



HOUSE DISTRICT 47

Elizabeth Bulthuis (D) vs. Ty Winter (R)

Counties: Baca, Bent, Crowley, Huerfano, Kiowa, Las Animas, Otero, Prowers, Pueblo

Seat Category: Safe Republican

Incumbent: Ty Winter (R)

Registration: 22% D / 33% R / 43% U

2022 Election: R+30 percentage points



HOUSE DISTRICT 48

Carlos Barron (R) running unopposed

No Candidate

Counties: Adams, Weld

Seat Category: Safe Republican

Incumbent: Gabe Evans (R)

Registration: 21% D / 28% R / 48% U

2022 Election: R+29 percentage points



HOUSE DISTRICT 49

Lesley Smith (D) vs. Steve Ferrante (R)

Counties: Boulder, Clear Creek, Gilpin, Larimer

Seat Category: Safe Democrat

Incumbent: Judy Amabile (D)

Registration: 34% D / 18% R / 46% U

2022 Election: D+3 | percentage points



HOUSE DISTRICT 50

Mary Young (D) vs. Ryan Gonzalez (R)

Counties: Weld

Seat Category: Competitive

Incumbent: Mary Young (D)

Registration: 24% D / 20% R / 53% U

2022 Election: D+2 percentage points



Competitive and Targeted Race



HOUSE DISTRICT 51

Sarah McKeen (D) vs. Ron Weinberg (R)

Counties: Larimer

Seat Category: Safe Republican

Incumbent: Ron Weinberg (R)

Registration: 21% D / 28% R / 49% U

2022 Election: Unopposed



HOUSE DISTRICT 52

Yara Zokaie (D) running unopposed

Counties: Larimer

Seat Category: Safe Democrat

Incumbent: Cathy Kipp (D)

Registration: 28% D / 20% R / 51% U

2022 Election: D+30 percentage points



No Candidate

HOUSE DISTRICT 53

Andy Boesenecker (D) vs. Donna Walter (R)

Counties: Larimer

Seat Category: Safe Democrat

Incumbent: Andy Boesenecker (D)

Registration: 33% D / 13% R / 52% U

2022 Election: D+52 percentage points



HOUSE DISTRICT 54

Matt Soper (R) running unopposed

No Candidate

Counties: Delta, Mesa

Seat Category: Safe Republican

Incumbent: Matt Soper (R)

Registration: 11% D / 40% R / 46% U

2022 Election: R+48 percentage points



HOUSE DISTRICT 55

Rick Taggart (R) running unopposed

No Candidate


Counties: Mesa

Seat Category: Safe Republican

Incumbent: Rick Taggart (R)

Registration: 15% D / 34% R / 49% U

2022 Election: R+28 percentage points



HOUSE DISTRICT 56

Alessandra Navetta (D) vs. Chris Richardson (R)

Counties: Adams, Arapahoe, Cheyenne, El Paso, Elbert, Kit Carson, Lincoln

Seat Category: Safe Republican

Incumbent: Rob Bockenfeld (R)

Registration: 11% D / 44% R / 43% U

2022 Election: R+55 percentage points



HOUSE DISTRICT 57

Elizabeth Velasco (D) vs. Caleb Waller (R)

Counties: Eagle, Garfield, Pitkin

Seat Category: Safe Democrat

Incumbent: Elizabeth Velasco (D)

Registration: 25% D / 21% R / 52% U

2022 Election: D+8 percentage points



HOUSE DISTRICT 58

Kathleen Curry (D) vs. Larry Don Suckla (R)

Counties: Delta, Dolores, Gunnison, Hinsdale, Montezuma, Montrose, Ouray, San Miguel

Seat Category: Safe Republican

Incumbent: Marc Catlin (R)

Registration: 18% D / 33% R / 47% U

2022 Election: R+14 percentage points



HOUSE DISTRICT 59

Katie Stewart (D) vs. Clark Craig (R)

Counties: Archuleta, La Plata, Montezuma, San Juan

Seat Category: Competitive

Incumbent: Barbara McLachlan (R)

Registration: 21% D / 27% R / 50% U

2022 Election: D+14 percentage points



Competitive Race



HOUSE DISTRICT 60

Kathryn Green (D) vs. Stephanie Luck (R)

Counties: Chaffee, Custer, Fremont, Pueblo, Teller

Seat Category: Safe Republican

Incumbent: Stephanie Luck (R)

Registration: 14% D / 39% R / 45% U

2022 Election: R+38 percentage points



HOUSE DISTRICT 61

Eliza Hamrick (D) vs. Vacancy Selection (R)

Counties: Arapahoe, Douglas

Seat Category: Competitive

Incumbent: Eliza Hamrick (D)

Registration: 25% D / 25% R / 49% U

2022 Election: D+2 percentage points



Competitive Race



HOUSE DISTRICT 62

Matthew Martinez (D) vs. Carol Riggerbach (R)

Counties: Alamosa, Conejos, Costilla, Huerfano, Mineral, Pueblo, Rio Grande, Saguache

Seat Category: Safe Democrat

Incumbent: Matthew Martinez (D)

Registration: 34% D / 21% R / 42% U

2022 Election: D+12 percentage points



HOUSE DISTRICT 63

Charles Alvarado (D) vs. Dusty Johnson (R)

Counties: Logan, Morgan, Phillips, Sedgwick, Washington, Weld, Yuma

Seat Category: Safe Republican

Incumbent: Richard Holtorf (R)

Registration: 11% D / 46% R / 41% U

2022 Election: Unopposed



HOUSE DISTRICT 64

Mark Matthews (D) vs. Ryan Armagost (R)

Counties: Larimer, Weld

Seat Category: Safe Republican

Incumbent: Ryan Armagost (R)

Registration: 18% D / 33% R / 47% U

2022 Election: R+26 percentage points



HOUSE DISTRICT 65

Will Walters (D) vs. Lori Garcia Sander (R)

Counties: Larimer, Weld

Seat Category: Safe Republican

Incumbent: Mike Lynch (R)

Registration: 16% D / 35% R / 47% U

2022 Election: R+24 percentage points





SENATE

18 Races

Solid D
10

Competitive
5

Solid R
3

SENATE – COMPETITIVE RACES

- **SD5 – Cole Buerger (D) vs. Marc Catlin (R), page 73**
- **SD6 – Vivian Smotherman (D) vs. Cleave Simpson (R), page 74**
- **SD12 – Marc Snyder (D) vs. Stan VanderWerf (R), page 76**
- **SD13 – Matt Johnston (D) vs. Scott Bright (R), page 77**
- **SD16 – Chris Kolker (D) vs. Robyn Carnes (R), page 79**

***Targeted Races Shown in Bold**

SENATE DISTRICT 2

Jennifer Brady (D) vs. Lisa Frizell (R)

Counties: Douglas

Seat Category: Safe Republican

Incumbent: Jim Smallwood (R)

Registration: 16% D / 33% R / 49% U

2022 Election: No post-redistricting election



SENATE DISTRICT 5

Cole Buerger (D) vs. Marc Catlin (R)

Counties: Delta, Eagle, Garfield, Gunnison, Hinsdale, Montrose, Pitkin

Seat Category: Safe Republican

Incumbent: Perry Will (R)

Registration: 21% D / 28% R / 50% U

2022 Election: No post-redistricting election



SENATE DISTRICT 6

Vivian Smotherman (D) vs. Cleave Simpson (R)

Counties: Alamosa, Archuleta, Conejos, Costilla, Dolores, La Plata, Mineral, Montezuma, Montrose, Ouray, Rio Grande, Saguache, San Juan, San Miguel

Seat Category: Safe Republican

Incumbent: Cleave Simpson (R)

Registration: 23% D / 28% R / 47% U

2022 Election: No post-redistricting election



Competitive and Targeted Race



SENATE DISTRICT 10

Larry Liston (R) running unopposed

No Candidate

Counties: El Paso

Seat Category: Safe Republican

Incumbent: Larry Liston (R)

Registration: 17% D / 30% R / 50% U

2022 Election: No post-redistricting election



SENATE DISTRICT 12

Marc Snyder (D) vs. Stan VanderWerf (R)

Counties: El Paso, Teller

Seat Category: Competitive

Incumbent: Bob Gardner (R)

Registration: 21% D / 25% R / 52% U

2022 Election: No post-redistricting election



Competitive and Targeted Race



SENATE DISTRICT 13

Matt Johnston (D) vs. Scott Bright (R)

Counties: Adams, Weld

Seat Category: Competitive

Incumbent: Kevin Priola (D)

Registration: 24% D / 23% R / 51% U

2022 Election: No post-redistricting election



Competitive and Targeted Race



SENATE DISTRICT 14

Cathy Kipp (D) vs. Phoebe McWilliams (R)

Counties: Larimer

Seat Category: Safe Democrat

Incumbent: Joann Ginal (D)

Registration: 31% D / 16% R / 51% U

2022 Election: No post-redistricting election



SENATE DISTRICT 16

Chris Kolker (D) vs. Robyn Carnes (R)

Counties: Arapahoe, Jefferson

Seat Category: Competitive

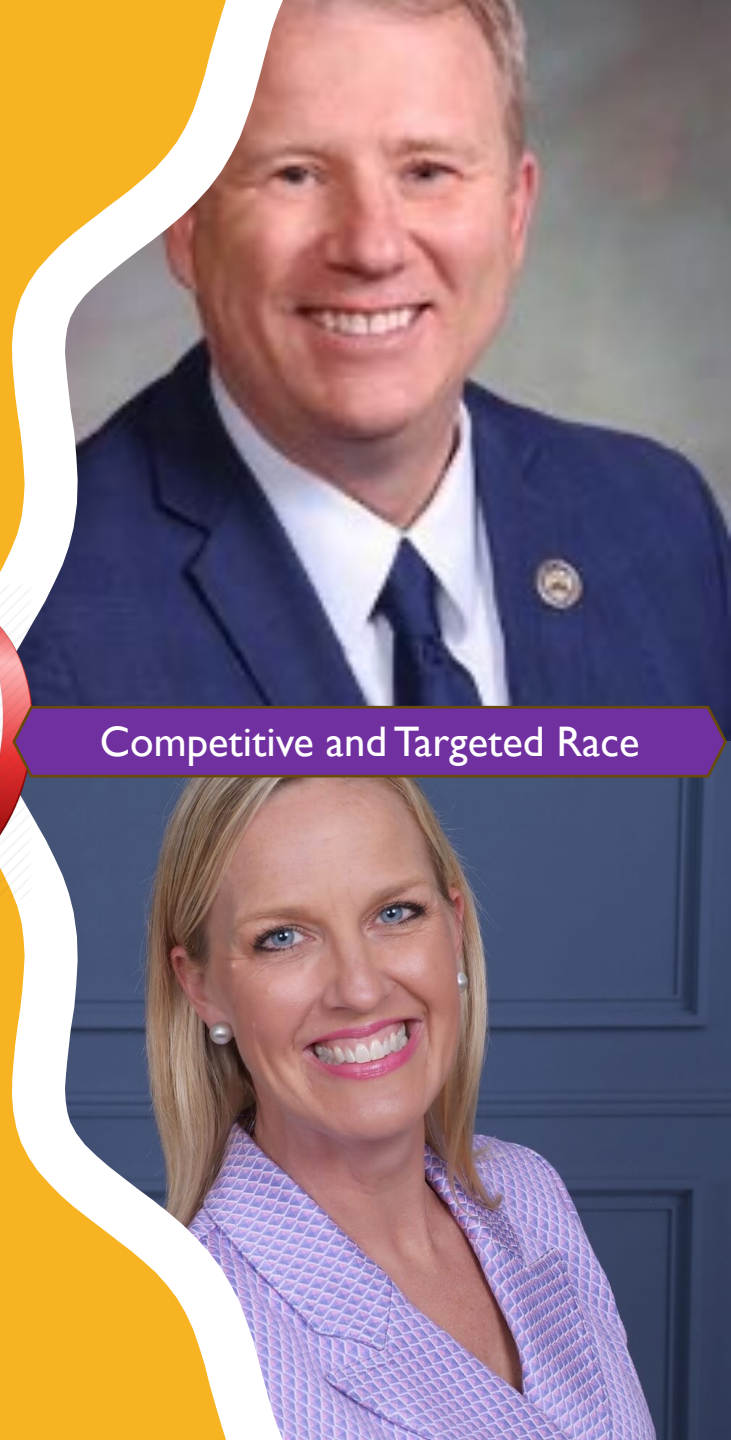
Incumbent: Chris Kolker (D)

Registration: 24% D / 26% R / 48% U

2022 Election: No post-redistricting election



Competitive and Targeted Race



SENATE DISTRICT 17

Sonya Jaquez Lewis (D) vs. Tom Van Lone (R)

Counties: Boulder, Broomfield, Weld

Seat Category: Safe Democrat

Incumbent: Sonya Jaquez Lewis (D)

Registration: 33% D / 15% R / 50% U

2022 Election: No post-redistricting election



SENATE DISTRICT 18

Judy Amabile (D) running unopposed

Counties: Boulder

Seat Category: Safe Democrat

Incumbent: Steve Fenberg(D)

Registration: 33% D / 15% R / 50% U

2022 Election: No post-redistricting election



No Candidate

SENATE DISTRICT 19

Lindsey Daugherty (D) vs. Sam Bandimere (R)

Counties: Adams, Jefferson

Seat Category: Safe Democrat

Incumbent: Rachel Zenzinger (D)

Registration: 28% D / 21% R / 49% U

2022 Election: No post-redistricting election



SENATE DISTRICT 21

Dafna Michaelson Jenet (D) vs. Frederick Alfred (R)

Counties: Adams, Arapahoe

Seat Category: Safe Democrat

Incumbent: Dafna Michaelson Jenet (D)

Registration: 30% D / 18% R / 49% U

2022 Election: No post-redistricting election



SENATE DISTRICT 23

Barb Kirkmeyer (R) running unopposed

No Candidate

Counties: Larimer, Weld

Seat Category: Safe Republican

Incumbent: Barb Kirkmeyer (R)

Registration: 18% D / 32% R / 49% U

2022 Election: No post-redistricting election



SENATE DISTRICT 26

Jeff Bridges (D) vs. Bob Lane (R)

Counties: Arapahoe, Denver, Jefferson

Seat Category: Safe Democrat

Incumbent: Jeff Bridges (D)

Registration: 31% D / 18% R / 49% U

2022 Election: No post-redistricting election



SENATE DISTRICT 28

Mike Weissman (D) vs. Pedro Espinoza (R)

Counties: Adams, Arapahoe

Seat Category: Safe Democrat

Incumbent: Rhonda Fields (D)

Registration: 34% D / 13% R / 50% U

2022 Election: No post-redistricting election



SENATE DISTRICT 29

Janet Buckner (D) running unopposed

Counties: Arapahoe

Seat Category: Safe Democrat

Incumbent: Janet Buckner (D)

Registration: 35% D / 16% R / 48% U

2022 Election: No post-redistricting election



No Candidate

SENATE DISTRICT 31

Chris Hansen (D) running unopposed

Counties: Denver

Seat Category: Safe Democrat

Incumbent: Chris Hansen (D)

Registration: 42% D / 9% R / 47% U

2022 Election: No post-redistricting election



No Candidate

SENATE DISTRICT 33

James Coleman (D) vs. Max Minnig (R)

Counties: Denver

Seat Category: Safe Democrat

Incumbent: James Coleman (D)

Registration: 46% D / 6% R / 45% U

2022 Election: No post-redistricting election

