

---

KNOWN BY OUR PRODUCTS




POWERED BY OUR PEOPLE

# KNOWN BY OUR PRODUCTS

- **Established 1967**
- **Two locations – Wisconsin and up-state New York**
- **Non-union workforce of over 200**
- **Ranked #4 of US custom rotational molders**
- **Known world-wide**
- **Experienced consultant to the industry**
- **Estimated 2015 sales - \$38,000,000**
- **EPA Rotomolding of fuel tanks**
- **Engineering assistance with over 150 years of rotational experience**
- **Eight rotational molding machines**
- **Part size range from 4” to 17’**
- **Nearly all materials available to rotational molding including LLDPE, HDPE, XLPE, Nylon, PVC and LDPE**
- **Foam department utilizing rigid and flexible urethane foams**
- **Extensive secondary department utilizing robotics, CNC and manual operations**
- **Complete production, procurement, packaging and shipping direct**
- **Markets include outdoor recreation, lawn and garden, furniture, playground, industrial and more**

POWERED BY OUR PEOPLE























Known By Our Products



Powered By Our People

MiTek - Polaris Roof



**2014 ARM Winners**  
Association of Rotational Molders

Product of the Year Award

*Thanks to you!*

Conversion of the Year Award









# MITEK EN667 ENCLOSURE

(1) Single Mold

PART NUMBER: [MIT43EN667](#)

WEIGHT: 30.00#

MATERIAL: MITEK MATERIAL ULE-643HD

SUGGESTED TEMP:

INSERTS: (16) M4 BRASS (CUSTOMER SUPPLIED – 9TT843)

(10) M6 BRASS (CUSTOMER SUPPLIED – 9TT1148)

WALL THICKNESS REFERENCE: .190" NOM.




## PRODUCTION:

- These are customer supplied inserts. Pay attention when running low and let someone know.
- Target de-mold temperature is 160-200 degrees. Insert pattern for mating parts will not line up if part is pulled too cold. Also have issues with the top surface warping if part is pulled too cold. If mating parts do not fit, parts should be reheated and re-checked.

## SECONDARY:

- **This part is highly visible so please handle with care!**
- Trim seam lines watching for holes.
- Wipe / clean the entire top surface with Mr. Clean Solution.
- Carefully Flame the entire part for an even appearance.  
(No streaks / stripes or shiny spots)
- Date Code on bottom in middle recess as pictured.
- Write de-mold temperature next to the date code.
- Pack parts in MiTek supplied containers
  - Slide parts between sheets of carpet.
  - Make sure parts cannot rub against one another.
  - Secure parts with board when full.
- Report finished parts into Epicor, creating a label as you do.  
Attach the label to the finished parts for shipment.



\* IF containers are unavailable Bag parts with Gaylord bags  
BEL221114A in the short term


| Revision: | Date:    | Revision By: | Description:                              |
|-----------|----------|--------------|---|
| A         | 07.24.14 | T. Mentink   | New                                       |
| B         | 09/05/14 | J Gilbert    | Added packaging requirements.             |
| C         | 01.20.15 | T. Brill     | ICN 01.20.15 changed from 8 to 10 9TT1148 |
| D         | 4.28.15  | T Mentink    | One mold cavity shipped back to Mitek.    |
























# LAMBEAU FIELD

G 0 3 TO 1 0 3:53 DOWN TO GO BALL ON QTR 1

Associated Press  
PRESENTS  
**TOUCHDOWN  
CENTRAL**

Associated Press  
PRESENTS  
**TOUCHDOWN  
CENTRAL**

**Miller  
Lite**

MITSUBISHI ELECTRIC

DIAMOND VISION

Time  
Warner  
Cable

14

2

15

66

82



# A REVOLUTIONARY BREAKTHROUGH



## Leer leads the way to 24/7 ice merchandising

Once again, our product innovation is crystal clear with the introduction of the new **Ice Breaker™** vending merchandiser – a spectacular new take on our classic ice merchandiser design.

A superior buying experience awaits both the packaged ice consumer and the retailer. Eye catching illumination, 24/7 self-serve, credit card convenience and remote sales & inventory monitoring are all features designed to sell more ice, more often.

Get on board the **Ice Breaker™** and open up new channels of profitability.



An Employee Owned Company

**Create Nice Vending Opportunities! Call: 800-766-5337 or [leerinc.com](http://leerinc.com)**



---

KNOWN BY OUR PRODUCTS



POWERED BY OUR PEOPLE













