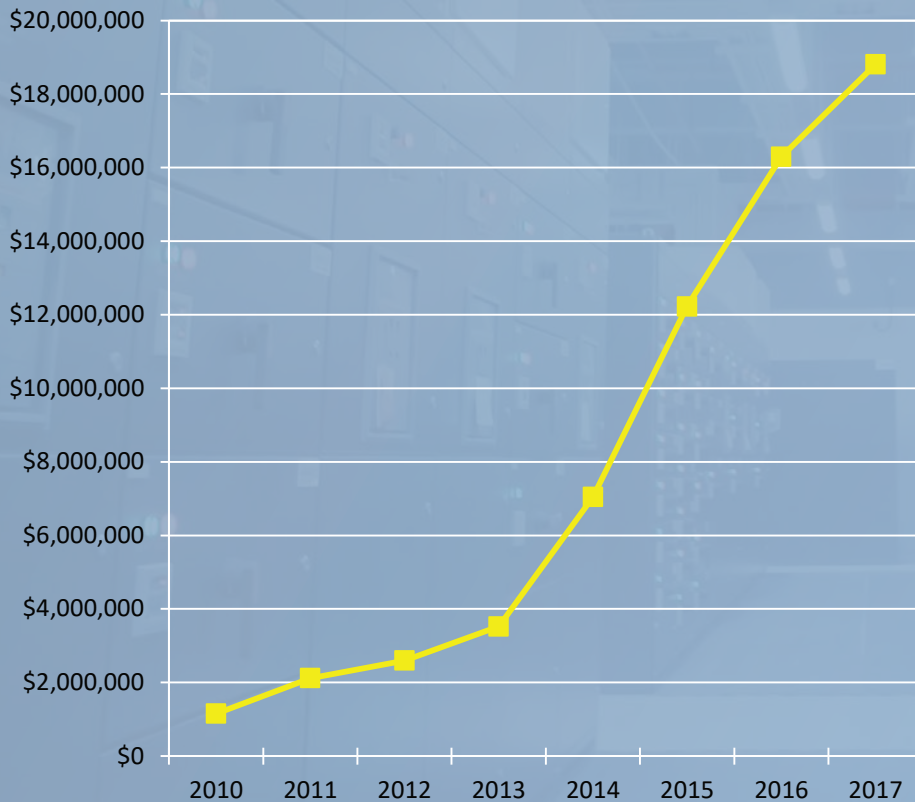


DATA CENTERS

Help Drive Prince William County's Economy

Prince William County Data Center Tax Payments Personal Property Taxes



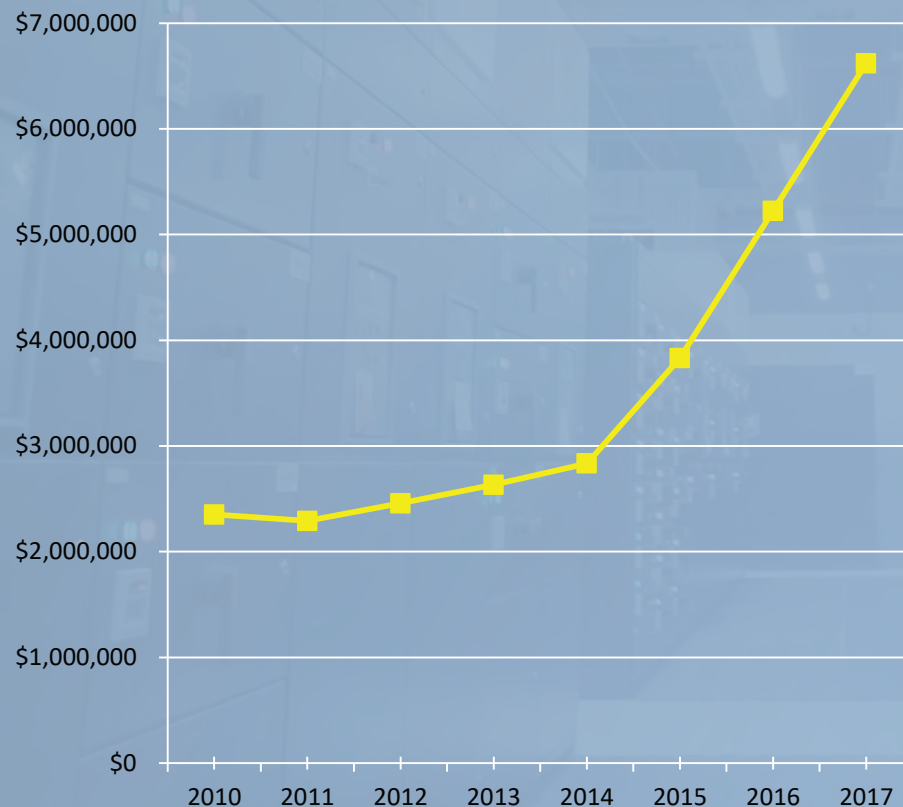
Year	Personal Property Taxes	Cumulative Growth from 2010
2010	\$1,153,068	
2011	\$2,118,696	83.7%
2012	\$2,598,137	125.3%
2013	\$3,521,690	205.4%
2014	\$7,043,212	510.8%
2015	\$12,224,241	960.1%
2016	\$16,294,393	1313.1%
2017*	\$18,807,071	1531.0%

Source: Prince William County Finance Department
*2017 figures are preliminary

DATA CENTERS

Help Drive Prince William County's Economy

Prince William County Data Center Tax Payments Real Estate Taxes



Year	Real Property Taxes	Cumulative Growth from 2010
2010	\$2,350,893	
2011	\$2,290,445	-2.6%
2012	\$2,457,362	4.5%
2013	\$2,633,356	12.0%
2014	\$2,833,929	20.5%
2015	\$3,831,919	63.0%
2016	\$5,224,762	122.2%
2017*	\$6,619,976	181.6%

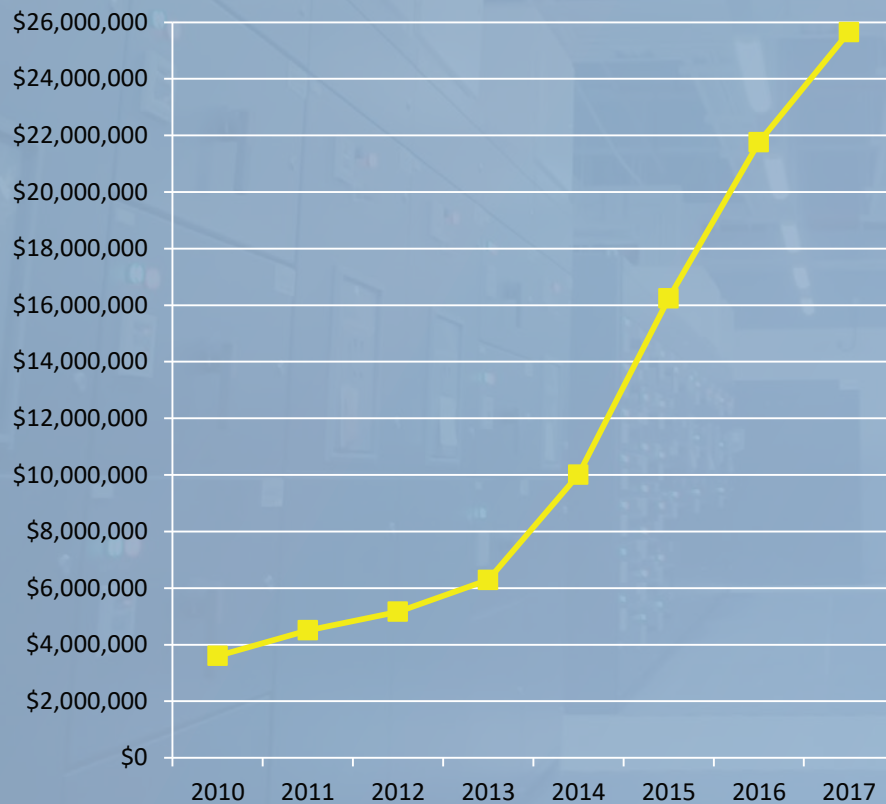
Source: Prince William County Finance Department
*2017 figures are preliminary

DATA CENTERS

Help Drive Prince William County's Economy

Prince William County Data Center Tax Payments

Total Tax Revenue



Year	Total Tax Revenue	Cumulative Growth from 2010
2010	\$3,601,328	
2011	\$4,506,508	25.1%
2012	\$5,162,713	43.4%
2013	\$6,287,129	74.6%
2014	\$10,012,436	178.0%
2015	\$16,240,636	351.0%
2016	\$21,759,493	504.2%
2017*	\$25,651,385	612.3%

Source: Prince William County Finance Department
*2017 figures are preliminary

Includes Personal Property, Real Property, Stormwater and Solid Waste Tax Revenue