



# U.S. Physician Workforce Challenges

AHCJ | March 10, 2023

---

Candice Chen, MD MPH

Associate Professor of Health Policy & Management

Email: [cpchen@gwu.edu](mailto:cpchen@gwu.edu)

Website: [www.gwhwi.org](http://www.gwhwi.org)

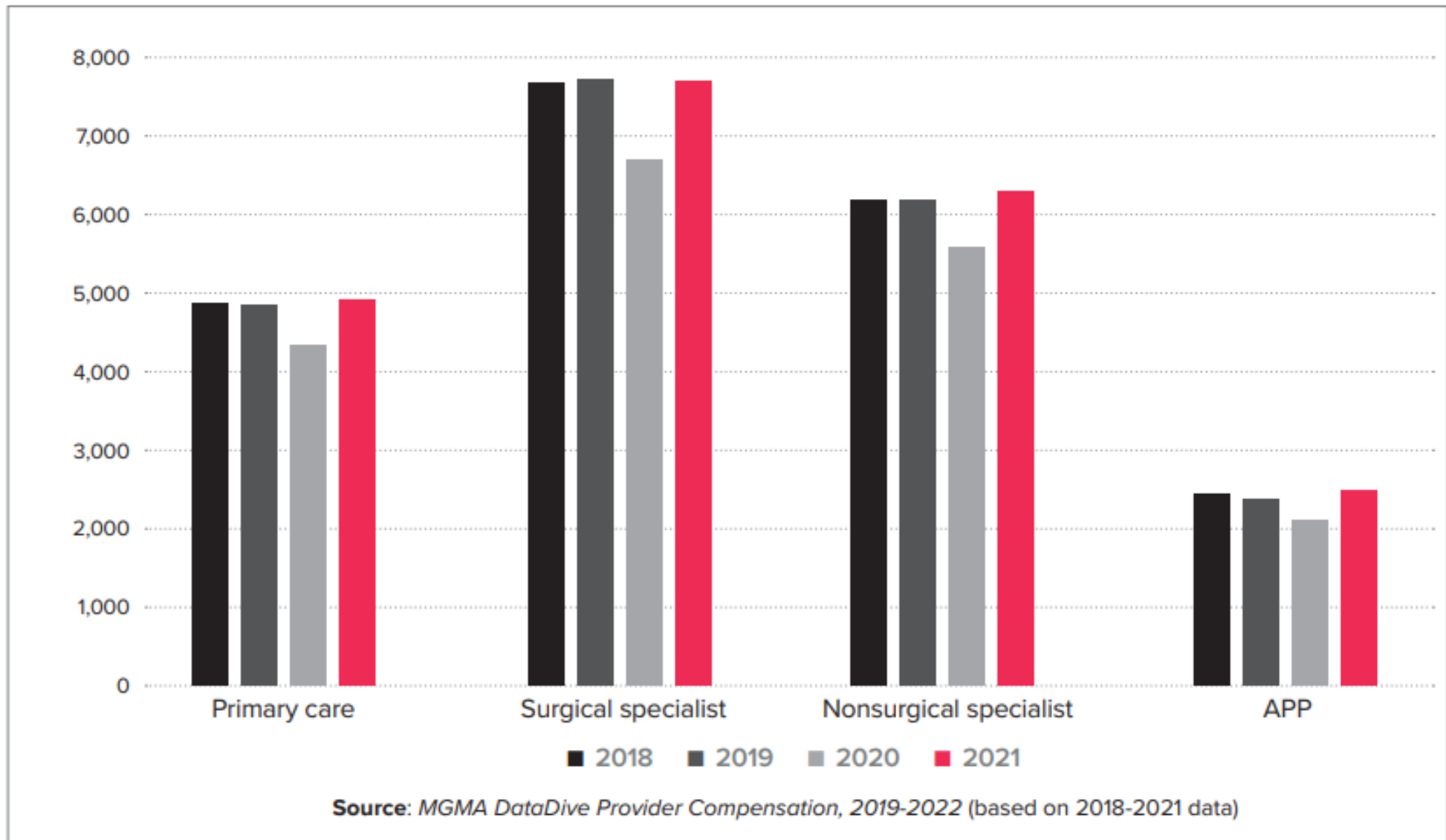
Fitzhugh Mullan  
Institute for Health  
Workforce Equity

---

THE GEORGE WASHINGTON UNIVERSITY

---

## MEDIAN WORK RVU PRODUCTIVITY TRENDS BY PROVIDER TYPE, 2018 TO 2021



# AMA RVS Update Committee (RUC)

---

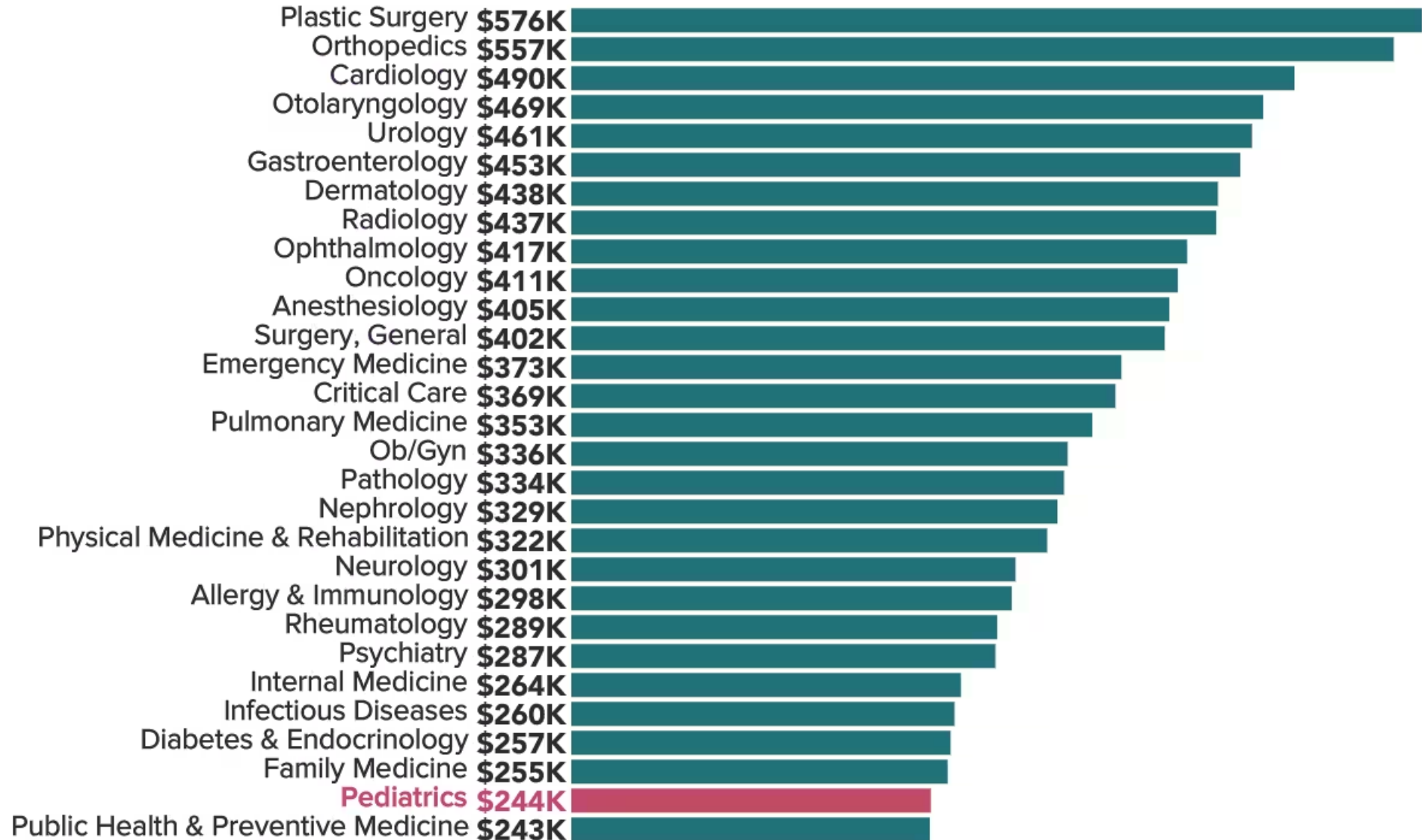
- RUC Chairperson
- American Medical Association
- CPT Editorial Panel
- Health Care Professional Advisory Committee
- Practice Expense Subcommittee
- American Academy of Dermatology
- American Academy of Family Physicians
- American Academy of Neurology
- American Academy of Ophthalmology
- American Academy of Orthopaedic Surgeons
- American Academy of Otolaryngology—Head and Neck Surgery
- American Academy of Pediatrics
- American Academy of Physical Medicine & Rehab
- American Association of Neurological Surgeons
- American College of Cardiology
- American College of Chest Physicians (CHEST)/American Thoracic Society (ATS)
- American College of Emergency Physicians
- American College of Obstetricians and Gynecologists
- American College of Physicians
- American College of Radiology
- American College of Surgeons
- American Geriatrics Society
- American Osteopathic Association
- American Psychiatric Association
- American Society of Anesthesiologists
- American Society of Plastic Surgeons
- American Urological Association
- College of American Pathologists
- Primary Care Rotating Seat
- Renal Physicians Association
- Society of Thoracic Surgeons
- Society for Vascular Surgery

# AMA RVS Update Committee (RUC)

---

- RUC Chairperson
- American Medical Association
- CPT Editorial Panel
- Health Care Professional Advisory Committee
- Practice Expense Subcommittee
- American Academy of Dermatology
- American Academy of Family Physicians
- American Academy of Neurology
- American Academy of Ophthalmology
- American Academy of Orthopaedic Surgeons
- American Academy of Otolaryngology—Head and Neck Surgery
- American Academy of Pediatrics
- American Academy of Physical Medicine & Rehab
- American Association of Neurological Surgeons
- American College of Cardiology
- American College of Chest Physicians (CHEST)/American Thoracic Society (ATS)
- American College of Emergency Physicians
- American College of Obstetricians and Gynecologists
- American College of Physicians
- American College of Radiology
- American College of Surgeons
- American Geriatrics Society
- American Osteopathic Association
- American Psychiatric Association
- American Society of Anesthesiologists
- American Society of Plastic Surgeons
- American Urological Association
- College of American Pathologists
- Primary Care Rotating Seat
- Renal Physicians Association
- Society of Thoracic Surgeons
- Society for Vascular Surgery

# Medscape Physician Compensation Report 2022



# OB-GYN Prescription Contraception Workforce

Fitzhugh Mullan  
Institute for Health  
Workforce Equity

THE GEORGE WASHINGTON UNIVERSITY

## PRESCRIPTION CONTRACEPTION WORKFORCE

### U.S. STATES & COUNTIES TRACKER

[About the Dashboard](#)

To view county-level ratios, click on a state. To return to the national map, click on the reset arrow at the bottom right of the dashboard.

#### Select Provider Type

To select or deselect a provider, click on the button next to each specialty. Green indicates selected. Red indicates deselected.

- OBGYN
- Family Medicine
- Internal Medicine
- Pediatrics
- APRN
- Nurse Midwife
- Physician Assistant

#### Year

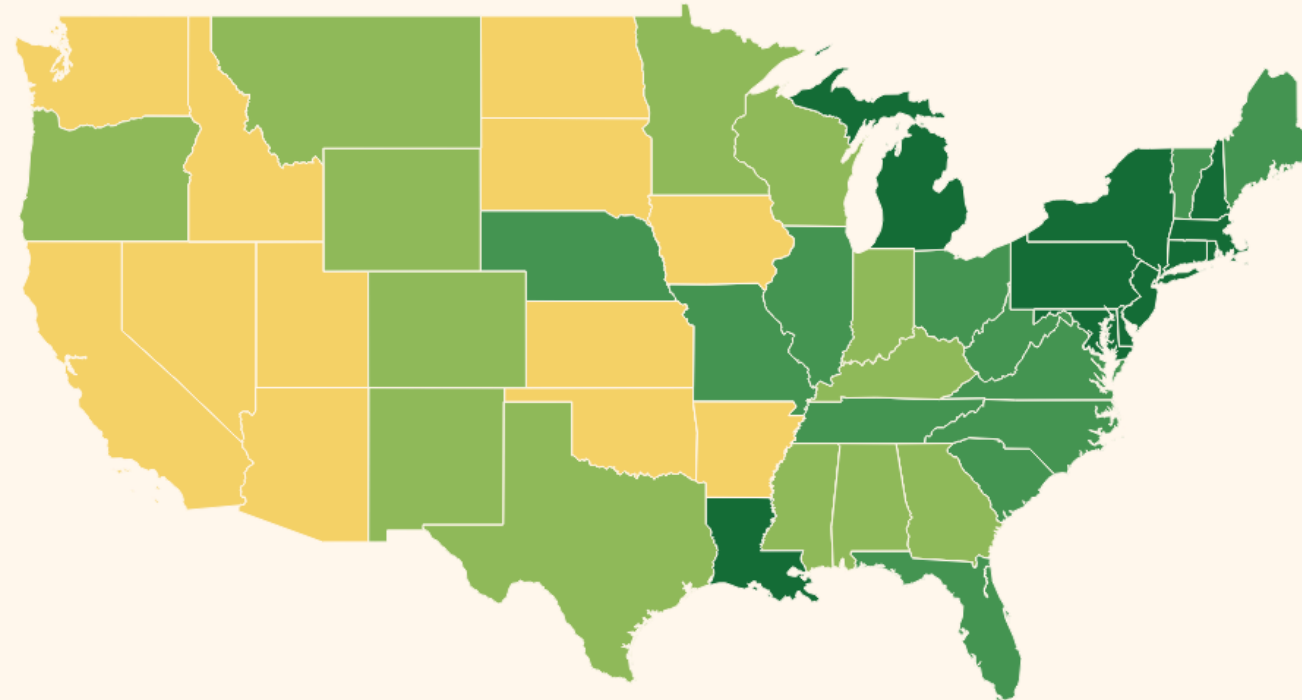
- 2019
- 2020
- 2021

#### Region

- Continental US
- Alaska
- Hawaii

#### State Provider to Population Quartile Range

Quartile	Min.	Max.
1	4.147	4.876
2	4.994	5.587
3	5.713	6.717
4	6.720	12.659



# Primary Care Prescription Contraception Workforce

Fitzhugh Mullan  
Institute for Health  
Workforce Equity  
THE GEORGE WASHINGTON UNIVERSITY

## PRESCRIPTION CONTRACEPTION WORKFORCE U.S. STATES & COUNTIES TRACKER

[About the Dashboard](#)

To view county-level ratios, click on a state. To return to the national map, click on the reset arrow at the bottom right of the dashboard.

### Select Provider Type

To select or deselect a provider, click on the button next to each specialty. Green indicates selected. Red indicates deselected.

- OBGYN
- Family Medicine
- Internal Medicine
- Pediatrics
- APRN
- Nurse Midwife
- Physician Assistant

### Year

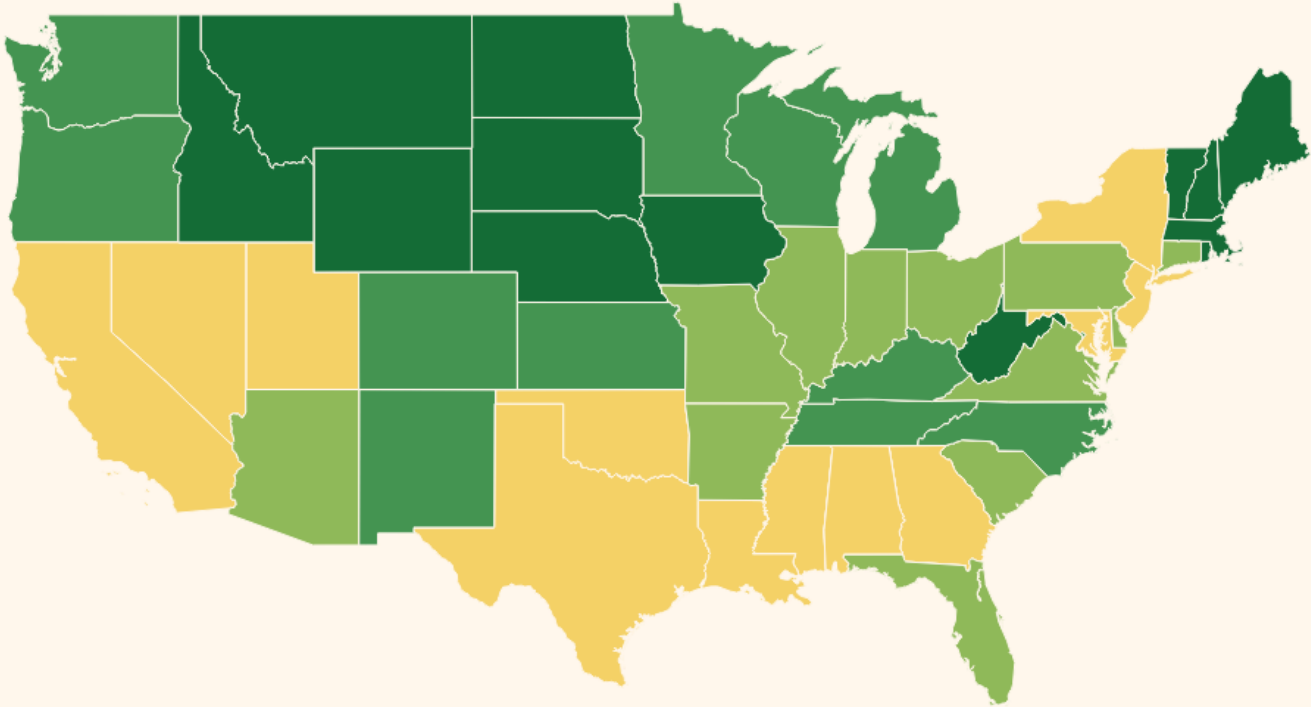
- 2019
- 2020
- 2021

### Region

- Continental US
- Alaska
- Hawaii

### State Provider to Population Quartile Range

Quartile	Min.	Max.
1	26.96	38.30
2	39.18	46.74
3	47.43	51.17
4	51.64	74.72



Contraception Workforce Tracker: [www.gwhwi.org/tracker-contraception-workforce.html](http://www.gwhwi.org/tracker-contraception-workforce.html)

## GYNECOLOGY

### **Who is providing contraception care in the United States? An observational study of the contraception workforce**



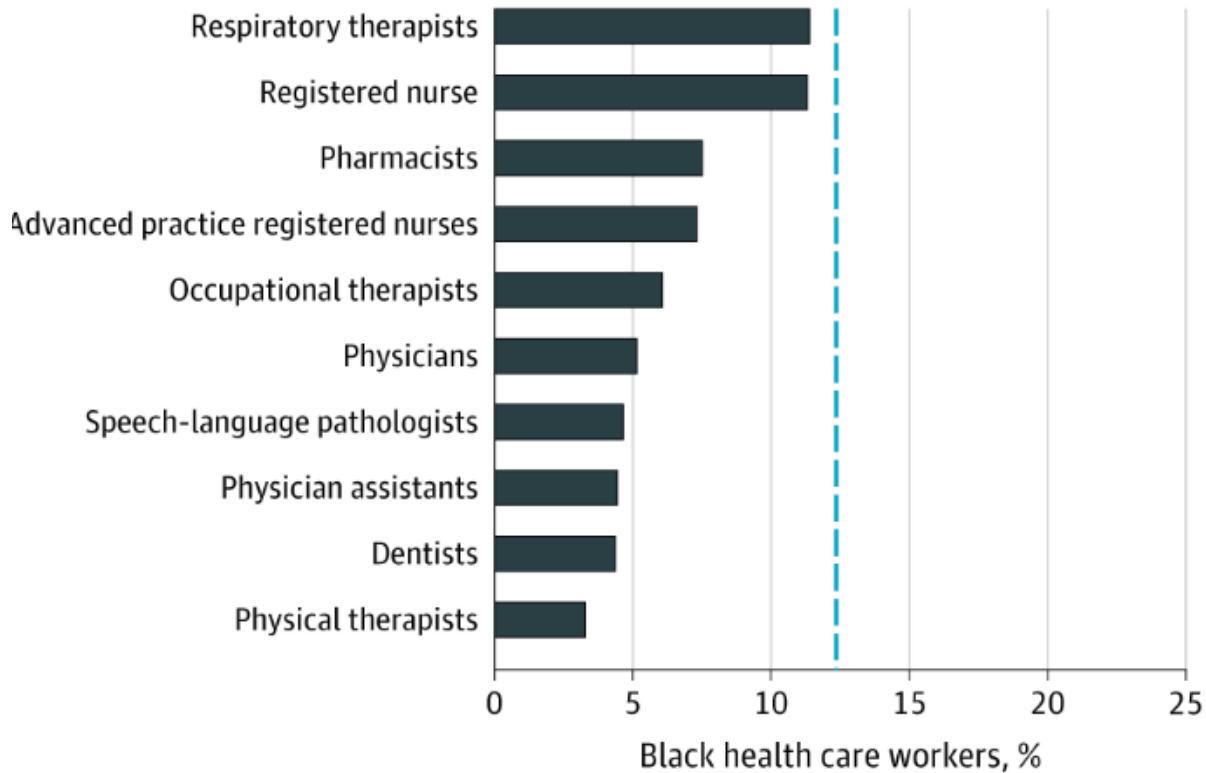
Candice Chen, MD, MPH; Julia Strasser, DrPH, MPH; Rachel Banawa, MSPH; Qian Luo, PhD; Mandar Bodas, PhD; Catarina Castruccio-Prince, MPH; Kirsten Das, MD; Patricia Pittman, PhD

- The proportion of contraception providers who accepted Medicaid varied from **89% in Vermont to 55% in Texas**
- While the percent of OB-GYNs providing IUDs was 93%, **only 16% of family medicine, 3% of internal medicine, and less than 1% of pediatricians provides IUDs**



# Health Workforce Diversity

**A** Black health care workers by profession



**C** Black graduates by profession, 2019

