

# ACEC/PA Leadership 2026

---

Kevin W. Scheurich, P.E.

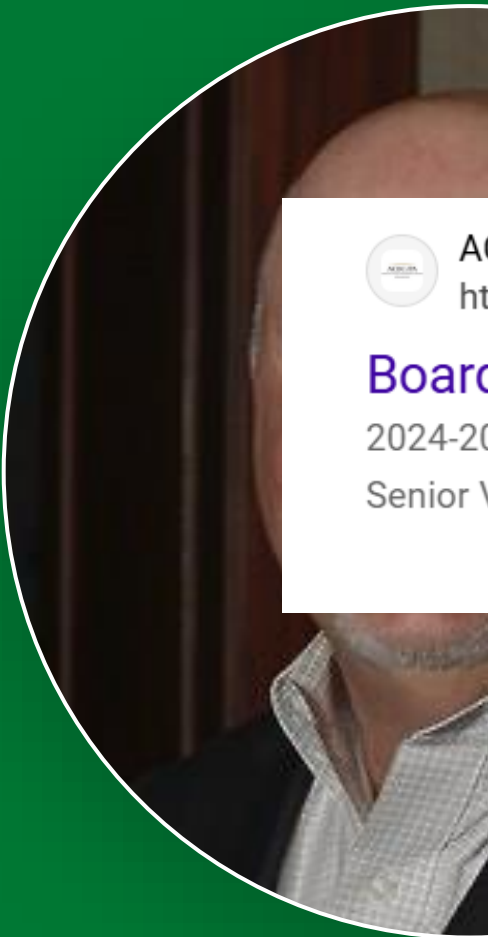
Assistant Chief Engineer – Design



The logo for the American Council of Engineering Companies of Pennsylvania, featuring a gold arch above the text "ACEC/PA".

AMERICAN COUNCIL OF ENGINEERING COMPANIES  
*of Pennsylvania*

June 16, 2026




Al  
ht  
**Boarc**  
2024-20  
Senior V



**Associate Vice President**  
AECOM

Jan 2005 - Jul 2010 · 5 years 7 months



**Villanova University**  
MS · Civil Engineering

**.E.**




## What We'd Do Differently...

**PM  
Alignment**



**Internal  
Alignment**



**Expectations**



**Communication**





1

**Department Leadership Meetings**

2

**Proactive vs. Reactive**

3

**PTC PI Initiative**

4

**Telling Our Story**

5

**Visualize Everything**

**Utilization**

**Time**




## **Workforce Development**

**85** In-Person Sessions

**32** Field Visits

**7,500** Hours of Training

**3-5** Years of Annual  
Resource Savings



**ACEC/PA  
Future Leaders**



**Spend it or lose it.**

**ASSET MANAGEMENT TOOL**

**C&AA**



**Capital Plan  
Management  
Processes**



**Predictability**



**Updated  
Estimates**



**\$81M**

Acquisitions/Resource Impacts vs. Walls

**\$5M**

Reduce SWM Maintenance

**\$16M**

HiMA Layer

**\$48M**

Chemically Stabilized Subgrade

**TOTAL SAVINGS \$150M**

**\$8M**

Multi-Colors on Noise Walls

**\$2.5M**

Bridge Joint Maintenance

**\$48M**

Bridge Elimination & Structure Recommendation

**TOTAL SAVINGS \$58.5M**



MP 302 – 308  
**\$65M**

MP A48 – A53  
**\$30M**




10-Year Capital Plan  
**\$250M (4.2%)**



## FY2027 Ten Year Capital Plan (YOE)

Program	Category	FY2027	FY2028	FY2029	FY2030	FY2031	FY2032	FY2033	FY2034	FY2035	FY2036	Total FINAL PLAN
Highway	Roadway/Safety	129,905,054	130,069,974	111,190,777	101,660,322	96,611,764	84,286,989	86,815,599	126,681,516	158,870,279	163,636,387	1,189,728,661
Highway	Bridge,Tunnels & Misc Structure	109,384,236	173,922,458	159,490,873	122,145,740	83,557,501	95,244,720	92,835,479	100,551,980	115,759,049	129,041,371	1,181,933,406
Highway	Total Reconstruction	245,918,103	207,059,399	267,900,974	304,331,431	342,627,588	260,760,090	312,159,266	242,103,847	260,478,186	230,687,897	2,674,026,782
Highway	Interchanges	55,444,691	80,231,903	74,921,329	107,671,639	72,395,816	77,278,842	148,990,411	172,816,010	102,666,949	97,049,156	989,466,746
Highway	Cashless Tolling Conversion	53,205,000	46,865,175	35,073,406	-	-	-	-	-	-	-	135,143,581
Highway	Highway Miscellaneous	48,937,703	37,239,390	35,422,166	37,668,997	33,377,871	32,322,311	33,353,025	33,675,543	34,685,810	36,903,530	363,586,347
<b>Highway</b>	<b>Total</b>	<b>642,794,788</b>	<b>675,388,298</b>	<b>683,999,524</b>	<b>673,478,130</b>	<b>628,570,540</b>	<b>549,892,952</b>	<b>674,153,780</b>	<b>675,828,896</b>	<b>672,460,273</b>	<b>657,318,342</b>	<b>6,533,885,523</b>
FEMO	Re-capitalization	3,255,000	4,429,425	2,435,358	2,508,418	2,854,449	2,940,082	2,741,017	2,823,247	2,907,945	2,995,183	29,890,123
FEMO	Sustainment	16,492,000	5,871,828	5,647,052	6,090,309	6,047,370	6,228,791	6,056,569	6,238,267	6,425,415	6,618,177	71,715,776
FEMO	Compliance	10,012,000	9,937,813	10,767,684	10,981,177	11,310,612	11,766,139	12,238,819	12,605,983	12,984,163	13,373,688	115,978,078
FEMO	New Energy Initiative	3,715,938	4,682,388	2,483,214	2,557,711	2,634,442	5,270,068	5,428,170	2,878,726	2,965,088	3,054,040	35,669,784
FEMO	Facilities Design	41,174,000	41,815,088	35,899,826	34,969,983	38,275,563	33,148,556	34,143,012	35,167,303	36,222,322	37,308,992	368,124,644
<b>FEMO</b>	<b>Total</b>	<b>74,648,938</b>	<b>66,736,540</b>	<b>57,233,134</b>	<b>57,107,597</b>	<b>61,122,436</b>	<b>59,353,637</b>	<b>60,607,588</b>	<b>59,713,525</b>	<b>61,504,931</b>	<b>63,350,079</b>	<b>621,378,406</b>
<b>Fleet Equipment</b>	<b>Total</b>	<b>27,247,979</b>	<b>20,650,000</b>	<b>21,269,500</b>	<b>20,812,206</b>	<b>21,436,572</b>	<b>22,079,669</b>	<b>22,742,059</b>	<b>22,191,462</b>	<b>22,857,206</b>	<b>22,234,982</b>	<b>223,521,634</b>
Technology	Functional Business Software	103,578,586	66,600,615	46,511,477	44,987,568	35,119,397	47,727,310	50,631,414	52,150,356	53,714,867	55,326,313	556,347,902
Technology	Infrastructure HW / SW	20,675,319	19,456,615	25,540,752	29,226,229	41,320,812	31,006,106	30,464,006	31,377,926	32,319,264	33,288,841	294,675,869
Technology	Toll Collection / Operations	5,000,000	5,678,750	5,849,113	6,024,586	6,205,323	6,391,483	6,583,228	6,780,724	6,984,146	7,193,671	62,691,024
<b>Technology</b>	<b>Total</b>	<b>129,253,905</b>	<b>91,735,980</b>	<b>77,901,341</b>	<b>80,238,382</b>	<b>82,645,533</b>	<b>85,124,900</b>	<b>87,678,647</b>	<b>90,309,006</b>	<b>93,018,276</b>	<b>95,808,825</b>	<b>913,714,795</b>
	<b>Grand Total (PSEXP)</b>	<b>873,945,609</b>	<b>854,510,818</b>	<b>840,403,499</b>	<b>831,636,315</b>	<b>793,775,080</b>	<b>716,451,158</b>	<b>845,182,074</b>	<b>848,042,890</b>	<b>849,840,686</b>	<b>838,712,228</b>	<b>8,292,500,358</b>
	Reimbursed Funds	9,540,000	65,700,000	142,250,000	86,250,000	-	-	-	-	-	-	303,740,000
	<b>Grand Total (PSNET)</b>	<b>864,405,609</b>	<b>788,810,818</b>	<b>698,153,499</b>	<b>745,386,315</b>	<b>793,775,080</b>	<b>716,451,158</b>	<b>845,182,074</b>	<b>848,042,890</b>	<b>849,840,686</b>	<b>838,712,228</b>	<b>7,988,760,358</b>

**\$300 MILLION** SCF being added to FY27-36 Capital Plan.



- **T-334.15S002-3-02:** MP 334-351 Bridge Overlays and Joint Replacements
- **A-110.00S001-3-02:** MP A110 Replacement Mainline NB-647
- **A-128.58S002-3-02:** MP A128.58 NB-733 ML Bridge Replacement
- **A-095.00R004-3-02:** MP A95-A98 Rehabilitation
- **T-129.00T001-3-08:** MP 131-134 Total Reconstruction
- **T-179.50T001-3-03:** MP 184-186 Total Reconstruction

FISCAL YEAR	FY2027	FY2028	FY2029	FY2030
Supplemental Funds	9,540,000	65,700,000	142,250,000	86,250,000

## Technology Initiatives



Fiber and Tower Commercialization



Unified Back Office as a Service (UBOSaaS)



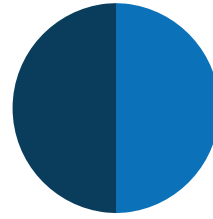
Parking



Software as a Service (SaaS)



Data and AI Commercialization



## Infrastructure Initiatives



Crossroads (new interchanges)



Congestion Mitigation Solutions



Energy Infrastructure

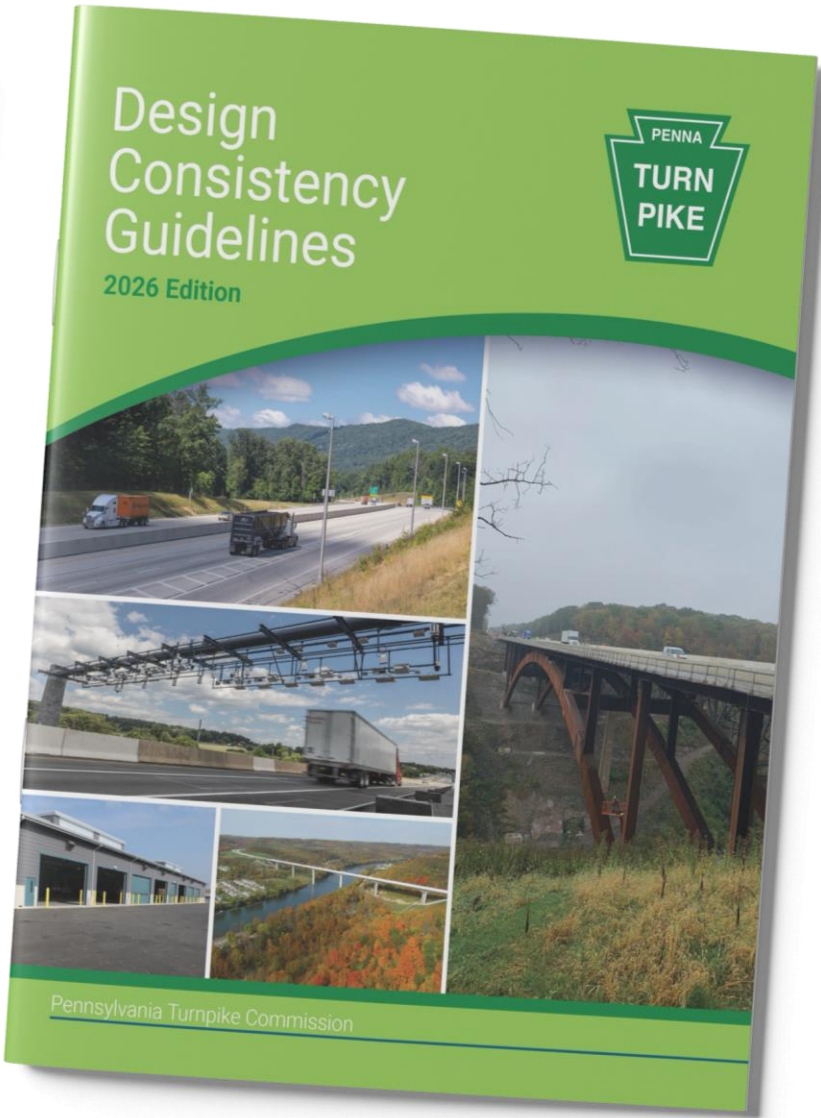
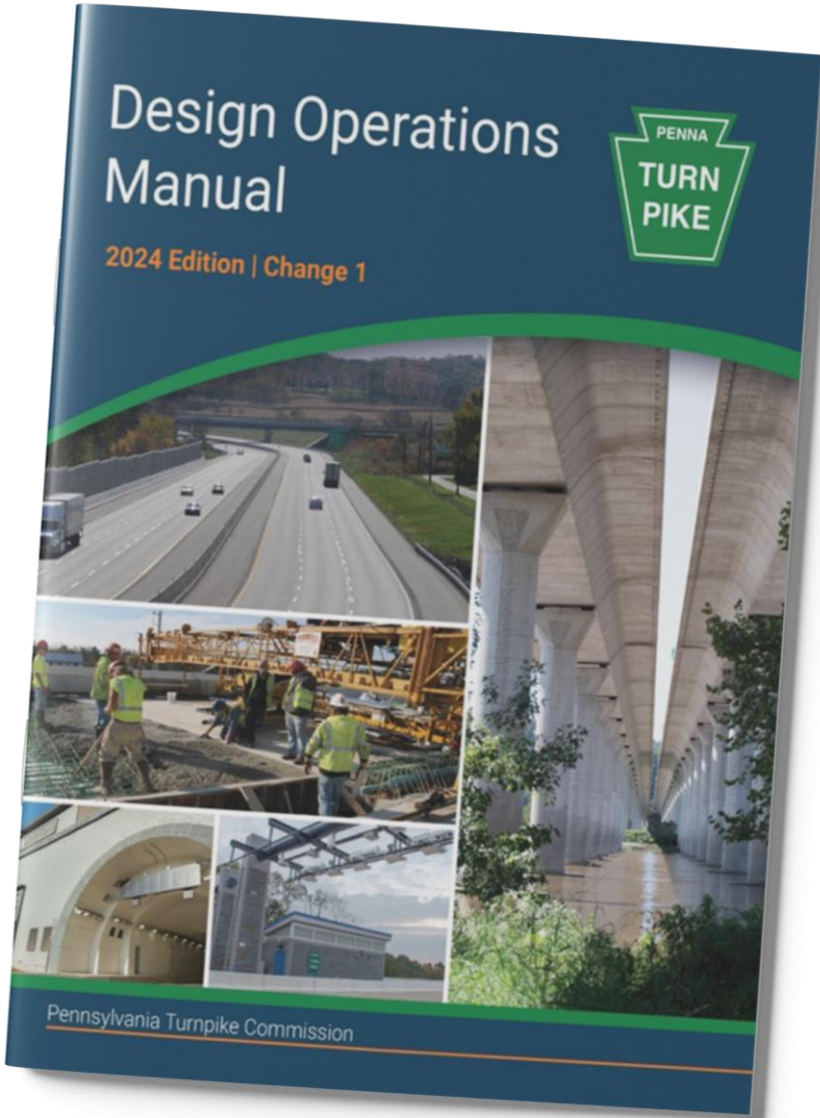


Product Development

## GROWTH VISION

The Pennsylvania Turnpike Commission will expand its footprint and customer base by delivering innovative infrastructure, tolling, and mobility services—positioning itself as a platform for growth.







- 1
- 2
- 3
- 4
- 5
- 6
- 7
- 8
- 9
- 10

Is the submission complete?

Was the submission QC'd?

PTC project ownership

Checklist and training to be developed

DOM & DCG updates forthcoming

Workforce development excavation training

Focus on value added comments

Consistent major submission processes

Create high quality & efficient projects with better profits

Quality is everyone's responsibility



Shapiro Administration Secures **\$500 MILLION** for Interstate 83 John Harris Memorial (South) Bridge, Largest Federal Transportation Grant Ever Received in Pennsylvania.

Turnpike Commission Gets **\$600 MILLION** from USDOT to Replace Delaware River Bridge in Lower Bucks.



AVERAGE

**GREAT**

- Accountability
- Recovery
- Recommendations
- Selections
- Relationships



- ✓ Team Unification, Empowerment, and Collaboration
- ✓ Merit Increase Methodology
- ✓ January 2023 Re-Org
- ✓ Repopulated Staff in 15 Months
- ✓ Accountability
- ✓ Reduced Complement Where Needed
- ✓ Workforce Development
- ✓ Public Involvement
- ✓ Breezewood
- ✓ Created Future Leaders
- ✓ Commissioner's & Executive
- ✓ Consultant Relationships
- ✓ Treat Projects as Customers





# **“ENGINEERING HAS EVERYTHING”**

2025 McClean Survey



- Politics
- Personalities
- Preparation & Strategy
- Keep it Simple

**Be positive, work hard,  
build relationships,  
and be a team player!**



WARDS SUCCESS  
WORK  
MONEY PROFIT  
CUSTOMER CAREER

FAMILY HEALTH  
LIFE TIME  
RELAXATION FRIENDS  
VACATION

**SOMETIMES LIFE IS HARD**







# Thank You!

---

