



## Board of Directors - Meeting Agenda

January 27, 2022 at 12:00pm

<https://global.gotomeeting.com/join/695138893>

United States: +1 (408) 650-3123  
Access Code: 695-138-893

Call to Order	Veydt
Consent Agenda Action Items	Veydt
Board Minutes – 11.17.2021 & 12.22.2021	
Committee Board Reports	
Agenda Action Items	
Director Firm Conflict Approval	Veydt
Financial Report (December 2021)	Markosky
Reports	
Membership Report	M. Bougher
Finance Committee Report	Markosky
PAC/National Directors Report	Holloway
Government Affairs Report	Pennoni
President's Report	Veydt
Executive Director Report	Sherman
Open Discussion	Veydt
Adjourn	Veydt



# CONSENT AGENDA ITEMS

## **ACEC/PA Board Meeting Minutes November 17, 2021 at 9:00am Virtual Meeting**

### Attendees Present Via Teleconference:

**Board Members:** Eric Veydt (President), Rose Bougher (President Elect), Michael Bougher (Vice President), Mark Markosky (Treasurer), Michael Girman (Secretary), Troy Holloway (Immediate Past President/National Director), Bill Gross, Casey Moore, Paul McNamee, Damon Rhodes (late), Joseph Riley, Rosanna Smithnosky, Eric Meyer (left early), Jim Maloney, Ryan Gargan, Mark Kinnee, Lonnie Young, Sandy Basehore

**ACEC/PA Staff:** Leeann Sherman, Executive Director

**Guests:** Shelley Row, Ed Reese, Tom Bice and Dave Lowdermilk

**Not present:** Mark Kinnee and Ryan Gargan

**Government Affairs:** Andrew Pennoni

Due to the pandemic this meeting was held virtually. This meeting was recorded.

### Call to Order

Eric Veydt called the meeting to order at 9:02am. Noted Shelley Row was going to observe the Board Meeting.

1. Consent Agenda included the Minutes from the October 8, 2021 Board Meeting as well as the Committee Reports.

Minor discussion centered on the Governance Manual, the Operations Manual, the Marketing Committee Report and the Construction Services Committee Report.

Moore motioned to approve the Minutes of the October 8, 2021 Board Meeting and the Committee Reports. Seconded by Markosky. Unanimously approved.

2. Financial Report

Markosky presented the Treasurer's Notes that included two items that were unbudgeted. Item 4312 – Safety and Item 4700 – Innovations Challenge were in support of PennDOT requests. The Statement of Financial position included Item 1210.1 – Prepaid Meetings and Events which carried over expenses for in-person Diamond Awards in 2023 and Item 25620 – dues owed to

National – Past due. Item 25620 paid off our debt to national using existing Wells Fargo reserve funds before they were transferred to a new investment fund.

Audit for FY2020-2021 is wrapping up. Final documents will be concluded in next few days.

Discussion centered on the payment of the dues owed to National and what is the proper process for approval of that or similar payments. A question was raised and discussed concerning Financial Statements provided and their accuracy. Budgeting of staff salaries was explained. A question was raised concerning the necessity of having the organization's public relations firm submit a report for review by the Board. Detail was provided for Line Item 4900 - Board Expenses.

McNamee motioned to approve the Treasurer's Financial Report. Seconded by M. Bougher. Unanimously approved.

### 3. Membership Report

Mike Bougher presented the membership report for October. No Member Firms dropped, no Affiliate Firms dropped. The report included American Engineers Group being added. Stell Environmental paid their dues and are now in good standing.

### 4. Finance Committee Report

Markosky reported that the Committee met October 25, 2021. This meeting was centered on surplus funds from the previous as well as funds from the Wells Fargo account. It was decided to leave the reserve funds intact and in place. The Wells Fargo funds would be used to pay off back dues debt to National and the remaining funds would be invested in accordance with our current policy. Paperwork will be submitted to Wells Fargo to open the new investments accounts. The Finance Committee will be responsible for monitoring the accounts with quarterly statement review. The Finance Committee will report back to the full Board. Draft minutes have been prepared and will be distributed to the Board.

Veydt brought forward a brief synopsis of options regarding the Diamond Awards (in person vs. virtual). As noted previously, our deposit for this year will be used for 2023 event.

### 5. PAC /National Directors Report

Troy Holloway reported that ACEC National held a reception for the 13 Republicans that voted for IIJA. Brian Fitzpatrick was in attendance and National did release remaining amount of the committed contribution to his campaign.

ACEC National PAC has raised \$866K to date. We are about \$10K short on our commitment. Several Board members have not met their commitment.

CEPA PAC is running about \$10K behind our goal. Several Board members have not yet met their commitment.

There are no planned fundraising events until after January 1, 2022.

## 6. Government Affairs Report

Andrew Pennoni reported that meetings were held October 13, 2021 and November 10, 2021. No meeting planned for December 2021. Working on details for January 2022 meeting.

Considering a Legislative day in the Spring.

Andrew would like to host a fundraiser. Ideas are welcome.

## 7. President's Report

Veydt shared the presentation made by Matt Reiffer to the GAC.

Chapter meetings will be in person in January. Discussion ensued on doing combined (in person and virtual) meetings. It is a changing landscape and the situation is fluid. We need to message the attendance requirements in advance of the meetings.

3Ps have a meeting on December 9, 2021 with Shelley Row to work details on the Strategic Plan meeting.

There will be an ExCom meeting set for December 20, 2021.

Shelley Row will be administering a brief survey (Board Member DNA Assessment) in the beginning of January. Emails and links to be provided.

Shelley Row will report out results of the more detailed Board Survey at the January 27, 2022 Board Meeting.

Diamond Awards are set for January 27, 2022.

Board Strategic Plan meeting will be held February 10 and 11 in State College.

Potential Board members will be sought, and nominating process will be underway in December.

Vaccine requirements are still being discussed with PennDOT. ACEC had an informational webinar.

DBE percentage has been raised to 12%.

Publication 442 Indemnification Terms have been revised. Will be active November 1, 2021.

## 8. Executive Director Report

PPP discussions are still ongoing with PennDOT. PennDOT is awaiting information from Chief Counsel. Because PennDOT changed their guidance on calculation of OH and how PPP was used, firms are seeing issues being opened back up. Once Chief Counsel makes determination, Melissa Batula would like to do a phone call with affected member firms on path forward.

SB 382 (P3 Board) passed the State House yesterday. House amendments will be stripped out in the Senate. If passes in the Senate, it will go to the Governor for signature/veto.

PPP Federal waiver is back in the Senate in the National Defense Bill. ACEC feels comfortable that it will get through the senate.

Update on OSHA requirements for vaccination (100 employees or more). Fifth Circuit Court issued Stay of the mandate. Federal Appeal will be heard by the Sixth Circuit Court. Supreme Court will ultimately decide the matter.

Committee engagement by At-Large Directors is ongoing.

Motion to adjourn meeting at 11:02 AM by Holloway, seconded by Moore. Unanimously approved.

## **ACEC/PA Board Meeting Minutes December 22, 2021 at 2:30pm Virtual Meeting**

### Attendees Present Via Teleconference:

**Board Members:** Eric Veydt (President), Rose Bougher (President Elect), Mike Bougher (Vice President), Mark Markosky (Treasurer), Michael Girman (Secretary), Bill Gross, Casey Moore, Joseph Riley, Rosanna Smithnosky, Eric Meyer, Lonnie Young, Sandy Basehore, Paul McNamee, Troy Holloway

**ACEC/PA Staff:** Leeann Sherman, Executive Director

**Guests:** No guests were present

**Not present:** Jim Maloney, Mark Kinnee, Ryan Gargan, Damon Rhoads

**Government Affairs:** No one represented Government Affairs

Due to the pandemic this meeting was held virtually.

This meeting was recorded.

### Call to Order

Eric Veydt called the meeting to order at 2:32pm.

Veydt brought forward a motion to have Chapter Meetings and GA Meetings in person in accordance with prevailing CDC guidelines as well as any local requirements or stipulations. Motion was seconded by R. Bougher. Discussion ensued.

### Issues of discussion:

- ACEC/PA's insurance company stated that we need to do our due diligence
- Cefalo's, West Chapter Meeting location, will not be able to accommodate our event
- Western Chapter Meeting will be virtual on January 7, 2022
- Central and GA Meeting is scheduled for January 12, 2022
- Eastern Meeting is scheduled for January 18, 2022
- Financial exposure due to cancelling meetings is not significant but is present
  - We have contractually committed to 3 bookings at each Hershey CC and Desmond Hotel
  - Currently negotiating release from 1 booking (January) and still move forward with other 2 (February and March) with Hershey CC
- Individual Member Firms are beginning to reinstitute limitations on in person events
- Will need to find an alternate sight for future Western Chapter Meetings



# MEETING MINUTES

- Attestation forms are an option for vaccinated folks to attend and reduce fear of spread
- Consideration of doing hybrid (in person with a virtual option) is a possibility
  - Equipment and logistics need to be defined
  - There would be a reduced fee for attending virtually

Amendment raised by Moore for East, Central and West Chapter Meetings with venues that can follow CDC, state, and local guidelines. Virtual broadcast will be provided, and ACEC/PA Board members will be present to relieve staffing issues if any. Gross seconded. Unanimously approved.

***Troy has wrapping paper issues.***

January Government Affairs meeting will be cancelled due to logistical issues. 4pm today.

Meeting adjourned at 3:27pm.



# Committee Board Reports 01.27.2022

Committees with a checkmark have supplied reports. Committees highlighted did not provide a board report.

Committee	Chair
<input type="checkbox"/> Aviation	Brad Homan, Michael Baker International
<input checked="" type="checkbox"/> Business/Finance	Jeremiah Fritz, The Markosky Engineering Group, Inc.
<input checked="" type="checkbox"/> Contract Administration	Glenn Stickel, SAI
<input checked="" type="checkbox"/> Diamond Awards	Abigail Facini, Burns Engineering
<input type="checkbox"/> DE&I	Nicki Jacobs, GPI
<input checked="" type="checkbox"/> DRPA/DRJTBC	Catherine ChiaCalabria, McCormick Taylor, Inc.
<input checked="" type="checkbox"/> Energy	Brian Link, Kimley-Horn
<input checked="" type="checkbox"/> Environmental	Colleen Meiswich, A.D. Marble
<input checked="" type="checkbox"/> Legislative Outreach	Andrew Pennoni, Pennoni
<input checked="" type="checkbox"/> Marketing	Lynn Resta, JMT
<input type="checkbox"/> Municipal Services	Clayton VanVerth, Gibson-Thomas
<input checked="" type="checkbox"/> PA Turnpike	Matt Macey, CDR Maguire, Inc.
<input checked="" type="checkbox"/> PennDOT Task Force	Scott Schaeffer, JBC Associates
<input checked="" type="checkbox"/> Construction Services	Derek Rogers, RIG Consulting
<input type="checkbox"/> Diverse Partnerships	Jamie North, DLZ
<input checked="" type="checkbox"/> Innovative Delivery	Nick Burdette, HDR
<input checked="" type="checkbox"/> Multimodal	Scott Schrinier, Gannett Fleming
Port Authority Task Force (ON HOLD)	Tom Bice, Gannett Fleming
<input checked="" type="checkbox"/> Quality	Scott Zeevaart, Gannett Fleming, Inc.
<input checked="" type="checkbox"/> Safety Task Force	Tony Dougherty, TPD
<input type="checkbox"/> Scholarship/Golf	Ed Stetz, STV
<input type="checkbox"/> SEPTA	Michael Cuddy, TranSystems, Corporation
<input checked="" type="checkbox"/> Technology	Chris Bauer, McMahon Associates
<input type="checkbox"/> Water	Jenni Woodworth, A.D. Marble
<input type="checkbox"/> Workforce Development/HR	Thomas Cushman, AECOM

## **ACEC/PA Business/Finance Committee Board Report January 27, 2022**

1. Number of Meetings Fiscal Year To Date: 0 in 2022, 2 in 2021 (10/19/2021) and (12/7/2021)

2. Accomplishments Fiscal Year To Date:

Description: Updated committee on current PPP loan issues

3. Projects Committee is Engaged In Fiscal Year To Date:

Description: PPP Loan Issues

4. Committee/Association Challenges For Committee:

Description: We still need a vice chair for the committee

5. Clients Engaged With: PennDOT

6. Action Items for Future:

- Find a Vice Chair
- Develop other goals the committee can work on
- Continue with PPP Loan issues until they are resolved

7. Next Meeting – TBD

## **ACEC/PA Construction Services Committee Board Report January 27, 2022**

1. Number of Meetings Fiscal Year To Date: 3
2. Accomplishments Fiscal Year To Date:

### Description:

District Winter Schools – ACEC/PA CSC Leadership is participating in 10 of the 11 Winter Schools. Committee member, Mohamed Elghawy (TPD), has recorded a 60-minute presentation on PennDOT Construction Inspection iPad application usage. It is a fantastic presentation, and he deserves commended by the Association for his work and accomplishment. The presentation will be accessible online once its location is determined. Justin Gibbons (Urban, Committee Vice Chair) has created a short presentation to introduce and describe the Association at the Winter Schools in which we are provided an opportunity to present. The list of Winter School presentation:

1. District 1-0 – Justin Gibbons (Urban)
2. District 2-0 – Patrick Kelly (JMT)
3. District 3-0 – Thomas Davis (Urban)
4. District 4-0 – Thomas Davis (Urban)
5. District 5-0 – Thomas Davis (Urban), Mohamed Elghawy's presentation
6. District 6-0 – Thomas Davis (Urban), Scott Schaeffer (JBC), Tony Dougherty (TPD)
7. District 8-0 – Patrick Kelly (JMT) & Leeann Sherman (ACEC/PA)
8. District 9-0 – Not invited
9. District 10-0 – Justin Gibbons (Urban)
10. District 11-0 – Justin Gibbons (Urban)
11. District 12-0 – Justin Gibbons (Urban)

Workforce Development/TA Usage – Formulated an ACEC/PA member task force to analyze the data provided by the Department on previous utilization each inspection classification. Task Force is led by Tom Davis, Urban Engineers, Vice Chair – East of Construction Services Committee. The Task Force has been meeting to discuss how to make the consultant construction inspection industry more appealing as a career.

### Certifications and Trainings –

- 6 Days of Guide Rail Training – We attempted to convert this training requirement to “just in time” and virtual. Department was not receptive. Latest Update – The guide rail trainings are underway and have had some hiccups. Will need to poll the membership for feedback and reconvene with the Department on improving this process/system.
- Our guidance with the NECEPT courses appears to have been utilized in the scheduling of the courses. There are an abundance of Concrete courses available. Latest Update – The courses are underway. Remains to be seen how

effectively and efficiently NECEPT processes the certifications upon completion. That was the major issue last year. Will poll the membership for feedback.

- Concerning topic of the qualification of the second learning activity for the NECEPT Asphalt Recertification. NECEPT has emphasized the definition of what courses qualify in addition to one NECEPT Refresher course. Option still exists to take two NECEPT Refresher courses. The list does not include standard District Winter Schools which had been commonly used by the industry as the second course. Latest Update – Districts 3-0 and 8-0 are conducting virtual Bituminous Paving Seminars that will satisfy the NECEPT requirement. Membership was advised to enroll staff in these courses.

UAS Committee – ACEC/PA will be added to a newly formed committee that includes stakeholders.

Procurement – Expressed concern over language in District 11-0 advertisements specifying part time inspection positions. Department is going to reach out to 11-0 to discuss the intent. Also requested that staffing levels be included in the planned project stage so that consultants have more information with which to craft the most responsive submissions District 11-0 has not published any advertisements since with part time positions specified.

Justin Gibbons has created job descriptions for the inspection classifications in conjunction with the Department provided internal job description documents. Committee is currently reviewing and commenting on the draft.

3. Projects Committee is Engaged In Fiscal Year To Date:

Description:

Reviewing and analyzing data provided by the Department on Inspection Classification utilization with the intent on making recommendations to the Department that could result in better careers for inspectors.

Draft consultant inspector job descriptions aligned with Department internal job descriptions by classification is being reviewed and commented on by the committee.

4. Committee/Association Challenges For Committee:

Description: Need to schedule next meeting soon.

5. Clients Engaged With:

PennDOT Central Office

6. Action Items for Future:

- Finalize consultant job description document for inspection classifications

7. Next Meeting – Not scheduled yet but should be in mid-late February 2022 and virtual

## **ACEC/PA Contract Admin Committee Board Report January 27, 2022**

1. Number of Meetings Fiscal Year To Date: 1 (9/8/21)

2. Accomplishments Fiscal Year To Date:

Description:

- Committee Chair Stickel attended PennDOT Task Force meeting on 12/15/21

3. Projects Committee is Engaged In Fiscal Year To Date:

Description:

- Continue to stay involved in discussions with PennDOT regarding PPP impacts on FAR overhead

4. Committee/Association Challenges For Committee:

Description:

- future of Mutual Gains (update, expand, improve)?
- set up periodic meetings with PennDOT counterparts (Consultant Agreement section) to discuss contract issues in a smaller setting than the quarterly task force?

5. Clients Engaged With: PennDOT, PTC, SEPTA, etc. any client deemed appropriate

6. Action Items for Future:

- Mutual Gains – provide assistance (if this initiative continues)
- Continue to assist with discussions with PennDOT regarding PPP impacts on FAR overhead rate
- Average hourly rate – continue to monitor. Gather feedback from member firms if/when problems are encountered during PennDOT negotiations.
- Bentley products – coordinate with other committees (Technology and Construction Services) regarding ongoing problems
- PennDOT supplements – can the process be expedited?
- Assist with Mentor/Protégé program as it develops

7. Next Meeting – TBD

## **ACEC/PA Diamond Awards Committee Board Report January 27, 2022**

1. Number of Meetings Fiscal Year To Date: 0
2. Accomplishments Fiscal Year To Date: N/A
3. Projects Committee is Engaged In Fiscal Year To Date: N/A
4. Committee/Association Challenges For Committee:

Description: As the COVID-19 pandemic continues to prove uncertainty for the health and safety of attendees at in-person events, ACEC/PA and the Executive Board have made the decision to move the 2022 Diamond Awards to the virtual setting on January 27, 2022 at 3PM.

Description: As the 2022 Diamond Awards event will be virtual, there is very limited involvement required by the Committee. We anticipate more committee involvement when the Diamond Awards Gala resumes in person in 2023.

5. Clients Engaged With: N/A
6. Action Items for Future:
  - Schedule meeting for post-event recap of the Virtual 2022 Diamond Awards event.
7. Next Meeting – Tentative February 2022



## ACEC/PA DRPA-DRJTBC Board Report January 27, 2022

1. Number of Meetings Fiscal Year To Date:  
Two (FY 2021-2022); last meeting was on 11/12/2021.
2. Accomplishments Fiscal Year To Date: None
3. Projects Committee is Engaged In Fiscal Year To Date: None
4. Committee/Association Challenges For Committee:  
We have not been able to schedule meetings with our ACEC/NJ committee counterparts to discuss/plan mutual activities for our two bi-state agencies.
5. Clients Engaged With: DRPA (Mike Venuto) to speak at Eastern Chapter breakfast meeting in March.
6. Action Items for Future:  
DRPA
  - Conference call with ACEC/NJ counterparts to gather common concerns/issues of interest. Last contact on 11/3/2021.
  - Plan Spring 2022 workshop with ACEC/NJ DRPA committee
  - Meet with Mike Venuto & ACEC/PA/NJ committee leadership to discuss COVID-19 impacts to funding/projects, other common concerns, status of eBuilder as their PM tool
  - Input from ACEC/PA Construction Services committee on best practices - involvement of designer during construction, change orders requested by owner, feedback from construction staffDRJTBC
  - Follow up on selected items from 2018 Consultant Survey results shared with DRJTBC
  - Release of 03/27/2019 DRJTBC meeting minutes
  - Conference call with ACEC/NJ counterparts to gather common concerns/issues of interest. Last contact on 11/9/2021.
  - Meet with DRJTBC & ACEC/PA/NJ committee leadership regarding follow-up to 2018 survey and 3/2019 meeting, and other issues of mutual interest
  - Invite Roy Little / Joe Resta to speak about Capital Program
7. Next Meeting – January 14 meeting will be rescheduled (virtual meeting)



## ACEC/PA Energy Board Report January 27, 2022

1. Number of Meetings Fiscal Year To Date: 2

2. Accomplishments Fiscal Year To Date: Reorganization

Description: N/A

3. Projects Committee is Engaged In Fiscal Year To Date: 1

Description: Organizing a panel for the Spring Conference

4. Committee/Association Challenges For Committee: None

Description: N/A

5. Clients Engaged With: Engaging with some clients to participate on the Spring Conference Panel

6. Action Items for Future:

- Confirm participants in Spring Conference Panel

7. Next Meeting – 2/1/22, 10AM, Online

## ACEC/PA Environmental Committee Board Report January 27, 2022

1. Number of Meetings Fiscal Year To Date: One Meeting held: 11/16/2021

2. Accomplishments Fiscal Year To Date:

Description:

- Continuation of Permit Task Force Subcommittee- Meetings: 10/18/2021; 12/21/2021
- Met with Mark Lombard and Bryon Ruhl to discuss Taskforce objectives on 9/24/2021. Based on this meeting, revised current Goals/Actions for improving Permit submittals
- Met with ACEC MD Environmental Committee on 12/6/2021. Discussed collaboration and partnership opportunities in 2022.

3. Projects Committee is Engaged In Fiscal Year To Date: See above.

4. Committee/Association Challenges For Committee:

Description: Continuing the Permit Task Force Subcommittee; Collaboration with partners and clients relating to Permit Task Force Subcommittee

5. Clients Engaged With: PennDOT, PTC, DEP and others as needed

6. Action Items for Future:

- Continue with Permit Task Force Subcommittee
- Meet every 3-4 months with Environmental Committee

7. Next Meeting – February TBD, 2022; Next permit Stakeholder Environmental Task Force Meeting is 2/8/2022

## **ACEC/PA Innovative Delivery Committee Board Report January 27, 2022**

1. Number of Meetings Fiscal Year To Date: One Committee Meeting on June 30<sup>th</sup>, 2021
2. Accomplishments Fiscal Year to Date:
  - Held one committee meeting
3. Projects Committee is Engaged In Fiscal Year To Date:  
Minimal activity due to PennDOT-driven pause of TQI. Awaiting PennDOT engagement of consultant to move two-step design build manuals forward.  
Tracking the following initiatives:
  - TQI Alternative Delivery task force
  - Digital Delivery 2025
  - PennDOT Pathways
4. Committee/Association Challenges for Committee:
  - PennDOT-driven pause of TQI. Seems to be limited interest in engaging the committee, but expecting to hold a meeting March 2022 based on last Task Force call.
  - Ensuring engineering consultant interests are included in several significant innovative delivery initiatives currently in development (see #3).
5. Clients Engaged With:  
PennDOT: Various Districts and Central Office  
Pennsylvania Turnpike Commission – through TQI, when that restarts
6. Action Items for Future:
  - Continue check in with PennDOT about TQI Alternative Delivery. Determine if this is an initiative they really want to move forward with.
  - Maintain open communication with Digital Delivery 2025 leadership to provide input in that development process.
7. Next Meeting – April 2022, following anticipated March TQI meeting.

## **ACEC/PA Legislative Outreach Board Report January 27, 2022**

1. No Legislative Outreach Group meetings since the last board meeting.

2. Accomplishments Fiscal Year To Date:

GA meeting on October 13<sup>th</sup>. Guest Speaker was Representative Mike Carroll, Democratic Chair of the House Transportation Committee

Second GA meeting scheduled for November 10<sup>th</sup>. Guest speaker is Matt Reiffer, Vice President of Transportation, ACEC National

January GA meeting was canceled due to low attendance and lack of a guest speaker.

February 9<sup>th</sup> GA meeting – still looking for a speaker

March 9<sup>th</sup> GA meeting – Guest speaker confirmed. Sheri Collins of DCED to talk about recent broadband legislation and what it means for PA. The Broadband Authority Act in PA that was passed last month and the federal infrastructure bill in the context of broadband.

3. Projects Committee is Engaged In Fiscal Year To Date:

We are hoping to conduct legislative visits in the Spring. Depends on whether the legislators will be accepting visitors.

4. Committee/Association Challenges For Committee:

Educating our legislators regarding the need for long term sustainable infrastructure funding and motivating them to take action.

5. Clients Engaged With: N/A

6. Action Items for Future:

- Legislative fly-in
- CEPA PAC fundraiser

7. Next Meeting – None scheduled at this time.

## ACEC/PA Marketing Board Report January 24, 2022

1. Number of Meetings Fiscal Year To Date: Four (4) meetings held: August 11, 2021; September 22, 2021; November 4, 2021; and December 15, 2021.

2. Accomplishments Fiscal Year To Date:

Description: The Marketing Committee has had four successful meetings and have discussed a variety of initiatives the group would like to undertake. See below for more information.

3. Projects Committee is Engaged In Fiscal Year To Date:

Description: Team sent out a survey to the member firms asking how the Marketing Committee can support the ACEC/PA membership. Very few responses were received but the Committee liked some of the responses and will take them into consideration.

Team is also in the process of brainstorming session ideas for the Spring ACEC/PA Conference.

4. Committee/Association Challenges For Committee:

Description: Membership/attendance on marketing committee is continually low and the team would like to raise awareness with member firms to get new members for the committee.

5. Clients Engaged With: N/A

6. Action Items for Future:

- Marketing Committee would like to have a session at the Spring Conference in 2022. Topic would be a panel of selection committee members from various clients (PennDOT Districts, SEPTA, PTC, DRPA, etc.)
- Increase awareness of Marketing Committee to our member firms.
- Marketing Committee would like to have a session at the Fall Conference. Will be discussing in the near future ideas for the session.

7. Next Meeting – Tuesday, February 1, 2022 at 11:00 a.m.

## **ACEC/PA Multimodal Committee Board Report January 27, 2022**

1. Number of Meetings Fiscal Year To Date: 1
2. Accomplishments Fiscal Year To Date: Leadership discussion on member survey
3. Projects Committee is Engaged In Fiscal Year To Date: 0
4. Committee/Association Challenges For Committee:

2022 Kickoff Meeting with Deputy Secretary Louwerse scheduled for January 24, 2022

5. Clients Engaged With: PennDOT
6. Action Items for Future:
  - Establish committee goals
  - Build a committee with members
  - Schedule recurring meetings with committee members
  - Establish subcommittees
  - Meet with Multimodal Deputy Secretary
7. Next Meeting – TBD.



## **ACEC/PA PTC Committee Board Report January 19, 2022**

1. Number of Meetings Fiscal Year To Date: Four:

- July 27, 2021
- September 15, 2021
- November 9, 2021
- December 13, 2021

2. Accomplishments Fiscal Year To Date:

Description: The committee reconvened for the 2021-2 Fiscal Year under the new Chair and Vice Chair. The first meeting was held earlier this year to continue past discussions as well as introduce new talking points to benchmark where we go next with the committee. To that end, a survey was sent to the committee for their input as discussed below. The second meeting presented the survey results and discussed additional talking points in depth. These talking points were discussed with PTC Leadership on November 9, 2021. A report on the November 9<sup>th</sup> meeting was relayed to the committee members on December 13, 2021.

3. Projects Committee is Engaged In Fiscal Year To Date:

Description: A confidential survey was sent out to the PTC Committee membership to gain demographic information as well as new thoughts, ideas, and talking points to discuss with the PTC senior staff. The survey results are being compiled and will be discussed at the next committee meeting. As a follow up to the 11/9 meeting with PTC Leadership, volunteers from the committee general body were solicited to meet quarterly with PTC Leadership and/or staff to discuss QA/QC, Design Quality Initiatives, as well as offer general help and coordination to the PTC.

4. Committee/Association Challenges For Committee:

- Increased committee involvement
- How can the committee help the PTC?
- E & O process and standard of care
- Changing technology for project delivery
- Selection process

5. Clients Engaged With: The committee is engaged with the PA Turnpike Commission.

6. Action Items for Future:

- Solicit volunteers for an ACEC/PA task force to meet with PTC Leadership
- Set task for meeting date(s)
- Set next committee meeting date

7. Next Meeting – To be determined.



## **ACEC/PA PennDOT Task Force Board Report January 27, 2022**

1. Number of Meetings Fiscal Year To Date:

- a. 3 – June, September, and most recently December 15, 2021

2. Accomplishments Fiscal Year To Date:

Description: This committee is more of a ‘reporting out’ for various other committees.

3. Projects Committee is Engaged In Fiscal Year To Date:

Description: Quality Task Force; Digital Delivery; Contract Administration; Construction Services; Diverse/small business; Innovations; Safety

4. Committee/Association Challenges For Committee:

Description: Nothing specific to the task force

5. Clients Engaged With: PennDOT Central office with District representation

6. Action Items for Future:

- Working on SBE Pilot task force
- PPP and overhead guidance

7. Next Meeting – March 10, 2022 at 2 pm.

## **ACEC/PA Quality Committee Board Report January 27, 2022**

1. Number of Meetings Fiscal Year To Date:
  - 3 PennDOT / ACEC/PA Quality Task Force Meeting: 8/11/2021, 10/13/2021 and 12/8/2021
2. Accomplishments Fiscal Year To Date:
  - N/A
3. Projects Committee is Engaged In Fiscal Year To Date:
  - Working with PennDOT to maintain current content on the PennDOT Quality Website, including updated Did You Know and Lessons Learned.
  - Department provided ADE survey of key issues for possible consideration by the ACEC/PA - PennDOT Quality Task Force at the August 11, 2021 meeting.
  - Department has identified potential resolutions for common items identified in the ADE Survey. ACEC/PA reviewed prior to and in the October 13, 2021 meeting, expressing concern that too many items were being assigned to be resolved through the Constructability/Maintainability process.
  - Department provided an additional breakdown at the December 8, 2021 meeting and as a result of the meeting, PennDOT will categorize the tasks into the following groups:
    - Ease/Difficulty/Priority
    - Add/compare to Did You Know/Lessons Learned. Create QA/QC doc?
    - Pub Updates
    - Specification Updates
    - Just a General Comment – Do nothing
    - Add to a Checklist (Statewide or District specific)
    - Better Design Coordination.
    - Schedule working meeting
  - Further work will occur at February 9, 2022 Quality Task Force.
4. Committee/Association Challenges For Committee:
  - ACEC/PA identified issues for resolution continue to be deferred by PennDOT:
    - Power BI access for the membership to examine Construction Cost Estimating. PennDOT has indicated the security is not setup for consultants to gain access. PennDOT has shelved this effort.
    - Though the Quality Task Force, the After Action Review form was developed. The ability to have this added to ECMS was determined to not be a priority by PennDOT for the limited programming resources. Then PennDOT proposed to move forward on the PDF Form version of the AAR Reports. It appears that the PDF version has now been determined not a priority.
  - Gaining input from the other Committees on quality-related issues

# MEETING MINUTES

5. Clients Engaged With:
  - PennDOT, PTC, and all clients across all sectors of the industries we touch
6. Action Items for Future:
  - The ACEC/PA member that attend the Quality Task Force meetings met on October 21, 2021 to discuss our priorities for moving forward with the Quality Task Force. Including a potential meeting of Leeann Sherman with PennDOT Executive Management in first quarter 2022 to determine what is an appropriate path forward.
7. Next Meeting – should be scheduled for later first quarter 2022. Key information to present would be from the PennDOT/Quality Task Force meetings held in the 3<sup>rd</sup> and 4<sup>th</sup> Quarter 2021.

## **ACEC/PA Safety Task Force Board Report January 27, 2022**

**1. Number of Meetings Fiscal Year To Date:**

- Seven (7) meetings held: 7/29/2021, 8/5/2021, 8/19/2021, 9/2/2021, 10/14/2021, 12/9/2021 and 1/13/2022.
- Meetings are scheduled Monthly on the 2<sup>nd</sup> Thursday of each month.

**2. Accomplishments Fiscal Year To Date:**

- We've established the Task Force from scratch and set our first few items of business. The Task Force has worked extensively so far on planning a Safety Stand Down for the industry on September 15, 2021. This effort has been coordinated with other industry associations (including APC) as well as PennDOT and the Pennsylvania Turnpike Commission.
- The Task Force has also planned, coordinated, and moderated a session at the ACEC/PA Fall Conference.
- The Task Force developed our Mission Statement
- The Task Force has also been coordinating with the University of Pittsburgh IRISE group with respect to research they are conducting to improve safety of pavement inspection. We provided them with resources to approach for data helpful to their project.

**3. Projects Committee is Engaged In Fiscal Year To Date:**

- See above.
- Planning multiple sessions (2 to 3) for ACEC/PA Spring Conference
- Discussing a proposed marketing/information campaign for a Spring Safety Month. Tentatively discussing April to encourage our member firms to schedule a time to discuss safety with their employees and provide resources for their use. This will coincide with spring safety talks that PennDOT and PTC are having with their staff. This will/could share the same resources and infrastructure (website) as our fall Safety Stand Down.

**4. Committee/Association Challenges For Committee:**

- One of the original agenda items for the Task Force listed in the charter was to Develop a Safety Tool-Kit or Resource Page for Association members to be housed on the website. A long discussion was held at our most recent meeting and there was concern over the level of effort necessary to develop and maintain such a resource. It was decided that the ACEC/PA board would discuss this matter further during upcoming Strategic Planning Sessions. In the

meantime, the Task Force will brainstorm alternative ideas to provide safety resources to the industry, such as articles in the ACEC/PA newsletters.

5. Clients Engaged With:
  - a. PennDOT
  - b. Pennsylvania Turnpike Commission
  - c. Others may be identified and targeted for future interaction.
6. Action Items for Future:
  - Replace task force member who changed employment to a non-member firm
  - Plan Session for ACEC/PA Fall Conference
  - Plan for Fall industry Safety Stand Down
  - Develop Resources/Ideas for providing Safety Information to the Industry
7. Next Meetings – February 17, 2022, March 10, 2022, April 14, 2022 @ 3:30 PM – MS Teams

## **ACEC/PA Technology Committee Board Report January 27, 2022**

1. Number of Meetings Fiscal Year to Date: We had a combined Technology and Construction met with PennDOT IT group on September 2, 2021 to discuss emerging issues.

2. Accomplishments Fiscal Year to Date:

Description: The committee has been engaged with PennDOT and industry on developing a specification to provide an electronic ticketing system for aggregate, concrete, and asphalt deliveries to a project to report individual and cumulative loads of material delivered during the construction process.

3. Projects Committee is Engaged in Fiscal Year To Date:

Description: The Special Provision has been forwarded on a Clearance Ticket.

4. Committee/Association Challenges for Committee:

Description: The committee is engaged with PennDOT and Industry reviewing the IT solution for e-ticketing

5. Clients Engaged With:

- a. Any and all clients deemed appropriate

6. Action Items for Future:

- Schedule the next Committee Meeting.

7. Next Meeting –TBD



# ACTION ITEMS



# American Council of Engineering Companies of Penns

Budget vs. Actuals: FY 2021-2022 - FY22 P&L

July - December, 2021

	TOTAL			
	ACTUAL	BUDGET	OVER BUDGET	% OF BUDGET
Revenue				
3000 Dues Income				
3001 Base ACEC/PA Dues	51,500.00	51,000.00	500.00	100.98 %
3002 ACEC/PA Dues	359,749.37	360,800.00	-1,050.63	99.71 %
3003 Affiliate Dues	31,164.00	31,802.00	-638.00	97.99 %
<b>Total 3000 Dues Income</b>	<b>442,413.37</b>	<b>443,602.00</b>	<b>-1,188.63</b>	<b>99.73 %</b>
3009 ACEC BIT Royalty	3,910.00	0.00	3,910.00	
3015 Member Directory Income	900.00	2,600.00	-1,700.00	34.62 %
3016 Newsletter Advertising Income	130.00		130.00	
3300 Meetings				
3301 Central Chapter Meeting	6,445.00	7,400.00	-955.00	87.09 %
3302 Eastern Chapter Meeting	8,070.00	7,000.00	1,070.00	115.29 %
3303 Western Chapter Meeting	6,620.00	7,400.00	-780.00	89.46 %
3304 Govt Affairs Breakfast	2,730.00	5,100.00	-2,370.00	53.53 %
3305 Annual Meeting				
3305.1 Annual Meeting Sponsorships	3,652.75	3,617.00	35.75	100.99 %
3305.2 Annual Meeting Registrations	4,170.00	2,085.00	2,085.00	200.00 %
<b>Total 3305 Annual Meeting</b>	<b>7,822.75</b>	<b>5,702.00</b>	<b>2,120.75</b>	<b>137.19 %</b>
3306 Spring Conference				
3306.1 Spring Conference Sponsorships	2,927.75	0.00	2,927.75	
3306.2 Spring Conference Registrations	807.00	0.00	807.00	
<b>Total 3306 Spring Conference</b>	<b>3,734.75</b>	<b>0.00</b>	<b>3,734.75</b>	
3307 ACEC/PA Fall Conference				
3307.1 Fall Conference Sponsorships	22,559.75	20,000.00	2,559.75	112.80 %
3307.2 Fall Conference Registrations	15,483.00	14,000.00	1,483.00	110.59 %
<b>Total 3307 ACEC/PA Fall Conference</b>	<b>38,042.75</b>	<b>34,000.00</b>	<b>4,042.75</b>	<b>111.89 %</b>
3308 Diamond Awards				
3308.1 Diamond Awards Sponsorships	13,867.00	15,000.00	-1,133.00	92.45 %
3308.2 Diamond Awards Registrations	0.00	31,725.00	-31,725.00	0.00 %
3308.3 Diamond Awards Project Submission Fee	10,800.00	13,500.00	-2,700.00	80.00 %
<b>Total 3308 Diamond Awards</b>	<b>24,667.00</b>	<b>60,225.00</b>	<b>-35,558.00</b>	<b>40.96 %</b>
3309 Scholarship Golf Outing				
3309.1 Golf Outing Sponsorships	14,500.00	12,500.00	2,000.00	116.00 %
3309.2 Golf Outing Registrations	18,000.00	25,000.00	-7,000.00	72.00 %
3309.3 Golf Outing Mulligans/Raffle	4,258.00	1,500.00	2,758.00	283.87 %
<b>Total 3309 Scholarship Golf Outing</b>	<b>36,758.00</b>	<b>39,000.00</b>	<b>-2,242.00</b>	<b>94.25 %</b>
3403 Legislative Day	9,619.75	0.00	9,619.75	
<b>Total 3300 Meetings</b>	<b>144,510.00</b>	<b>165,827.00</b>	<b>-21,317.00</b>	<b>87.15 %</b>
3900 Investment Income				
3901 Interest	27.56		27.56	
3901.1 Interest from Money Market Account	6.23	6.60	-0.37	94.39 %

# American Council of Engineering Companies of Penns

Budget vs. Actuals: FY 2021-2022 - FY22 P&L

July - December, 2021

	TOTAL			
	ACTUAL	BUDGET	OVER BUDGET	% OF BUDGET
3901.2 Interest from Scholarship Account	1.02		1.02	
<b>Total 3901 Interest</b>	<b>34.81</b>	<b>6.60</b>	<b>28.21</b>	<b>527.42 %</b>
<b>Total 3900 Investment Income</b>	<b>34.81</b>	<b>6.60</b>	<b>28.21</b>	<b>527.42 %</b>
3951 Misc Income	461.79	750.37	-288.58	61.54 %
<b>Total Revenue</b>	<b>\$592,359.97</b>	<b>\$612,785.97</b>	<b>\$ -20,426.00</b>	<b>96.67 %</b>
<b>GROSS PROFIT</b>	<b>\$592,359.97</b>	<b>\$612,785.97</b>	<b>\$ -20,426.00</b>	<b>96.67 %</b>
Expenditures				
4000 Payroll Expenditures				
4001 Salaries	124,833.18	139,998.00	-15,164.82	89.17 %
4001.1 Salaries - Vacation	5,354.93	1,200.00	4,154.93	446.24 %
<b>Total 4001 Salaries</b>	<b>130,188.11</b>	<b>141,198.00</b>	<b>-11,009.89</b>	<b>92.20 %</b>
4002 Payroll Taxes	9,686.58	12,666.00	-2,979.42	76.48 %
4002.1 Payroll Tax Credits	-19,835.98		-19,835.98	
<b>Total 4002 Payroll Taxes</b>	<b>-10,149.40</b>	<b>12,666.00</b>	<b>-22,815.40</b>	<b>-80.13 %</b>
4003 Employee Benefits	12,787.80	9,252.00	3,535.80	138.22 %
4004 Retirement	5,776.77	5,100.00	676.77	113.27 %
4005 Payroll Fees	1,015.82	348.00	667.82	291.90 %
<b>Total 4000 Payroll Expenditures</b>	<b>139,619.10</b>	<b>168,564.00</b>	<b>-28,944.90</b>	<b>82.83 %</b>
4015 Member Directory Expenses		0.00	0.00	
4300 Meetings Expense				
4302 Central Chapter Mtg Expense				
4302.2 Central Chapter Mtg Travel		0.00	0.00	
4302.3 Central Chapter Mtg F&B	825.00	0.00	825.00	
4302.4 Central Chapter Mtg AV/Rm Rental		0.00	0.00	
4302.5 Central Chapter Mtg Supplies		0.00	0.00	
<b>Total 4302 Central Chapter Mtg Expense</b>	<b>825.00</b>	<b>0.00</b>	<b>825.00</b>	
4303 Eastern Chapter Mtg Expense				
4303.2 Eastern Chapter Mtg Travel		0.00	0.00	
4303.3 Eastern Chapter Mtg F&B	2,021.25	0.00	2,021.25	
4303.4 Eastern Chapter Mtg AV/Rm Rental		0.00	0.00	
4303.5 Eastern Chapter Mtg Supplies		0.00	0.00	
<b>Total 4303 Eastern Chapter Mtg Expense</b>	<b>2,021.25</b>	<b>0.00</b>	<b>2,021.25</b>	
4304 Western Chapter Mtg Expense				
4304.2 Western Chapter Mtg Travel		0.00	0.00	
4304.3 Western Chapter Mtg F&B		0.00	0.00	
4304.5 Western Chapter Mtg Supplies		0.00	0.00	
<b>Total 4304 Western Chapter Mtg Expense</b>		<b>0.00</b>	<b>0.00</b>	
4305 Govt Affairs Bfast Expense				
4305.2 Govt Affairs Bfast Travel		0.00	0.00	
4305.3 Govt Affairs Bfast F&B	825.00	0.00	825.00	
4305.4 Govt Affairs Bfast AV/Rm Rental		0.00	0.00	

# American Council of Engineering Companies of Penns

Budget vs. Actuals: FY 2021-2022 - FY22 P&L

July - December, 2021

	TOTAL			
	ACTUAL	BUDGET	OVER BUDGET	% OF BUDGET
4305.5 Govt Affairs Bfast Supplies		0.00	0.00	
<b>Total 4305 Govt Affairs Bfast Expense</b>	<b>825.00</b>	<b>0.00</b>	<b>825.00</b>	
4306 Diamond Awards Expense				
4306.1 Awards Expense	1,969.97	0.00	1,969.97	
4306.2 Diamond Awards Travel		0.00	0.00	
4306.3 Diamond Awards F&B	0.00	0.00	0.00	
4306.4 Diamond Awards AV/Rm Rental		0.00	0.00	
4306.5 Diamond Awards Supplies/Misc.		0.00	0.00	
<b>Total 4306 Diamond Awards Expense</b>	<b>1,969.97</b>	<b>0.00</b>	<b>1,969.97</b>	
4307 Annual Meeting Expense				
4307.2 Annual Meeting Travel		0.00	0.00	
4307.3 Annual Meeting F&B	2,500.00	0.00	2,500.00	
4307.4 Annual Meeting AV/Rm Rental		0.00	0.00	
4307.5 Annual Meeting Supplies		0.00	0.00	
4307.6 Annual Meeting Activities		0.00	0.00	
4307.7 Annual Meeting Speaker		0.00	0.00	
<b>Total 4307 Annual Meeting Expense</b>	<b>2,500.00</b>	<b>0.00</b>	<b>2,500.00</b>	
4308 Spring Conference Expense				
4308.2 Spring Conference Travel		0.00	0.00	
4308.3 Spring Conference F&B		0.00	0.00	
4308.4 Spring Conference AV/Rm Rental	611.00	0.00	611.00	
4308.5 Spring Conference Supplies		0.00	0.00	
4308.7 Spring Conference Speaker		0.00	0.00	
<b>Total 4308 Spring Conference Expense</b>	<b>611.00</b>	<b>0.00</b>	<b>611.00</b>	
4309 ACEC/PA Fall Conference Expense				
4309.3 Fall Conference F&B	93.51	250.00	-156.49	37.40 %
4309.4 Fall Conference AV/Rm Rental	2,996.00	7,000.00	-4,004.00	42.80 %
4309.5 Fall Conference Supplies	270.84	100.00	170.84	270.84 %
<b>Total 4309 ACEC/PA Fall Conference Expense</b>	<b>3,360.35</b>	<b>7,350.00</b>	<b>-3,989.65</b>	<b>45.72 %</b>
4310 Scholarship Golf Outing Expense				
4310.1 Scholarship Gift Given	12,000.00	5,000.00	7,000.00	240.00 %
4310.2 Golf Outing Travel	26.45	30.00	-3.55	88.17 %
4310.3 Golf Outing F&B	5,583.28	6,600.00	-1,016.72	84.60 %
4310.4 Golf Outing Green/Cart Fees	9,760.00	14,500.00	-4,740.00	67.31 %
4310.5 Golf Outing Supplies	2,665.35	2,500.00	165.35	106.61 %
4310.6 Other Golf Outing Expenses	128.33	1,655.00	-1,526.67	7.75 %
4310.7 Scholarship Income Tfr		4,715.00	-4,715.00	
4310.8 Golf Outing Staff Time	5,601.04	4,000.00	1,601.04	140.03 %
<b>Total 4310 Scholarship Golf Outing Expense</b>	<b>35,764.45</b>	<b>39,000.00</b>	<b>-3,235.55</b>	<b>91.70 %</b>
4351 Legislative Day Expenses				
4351.1 Legislative Day Printing/Postage		0.00	0.00	
4351.3 Legislative Day F&B		0.00	0.00	

# American Council of Engineering Companies of Penns

Budget vs. Actuals: FY 2021-2022 - FY22 P&L

July - December, 2021

	TOTAL			
	ACTUAL	BUDGET	OVER BUDGET	% OF BUDGET
<b>Total 4351 Legislative Day Expenses</b>		<b>0.00</b>	<b>0.00</b>	
<b>Total 4300 Meetings Expense</b>	<b>47,877.02</b>	<b>46,350.00</b>	<b>1,527.02</b>	<b>103.29 %</b>
4312 Safety				
4312.1 Safety Stand Down Marketing	81.67		81.67	
4312.3 Safety Stand Down AV/Technology	1,304.16		1,304.16	
<b>Total 4312 Safety</b>	<b>1,385.83</b>		<b>1,385.83</b>	
4400 Insurance				
4401 Business Insurance	1,592.47	1,593.00	-0.53	99.97 %
4402 Workers Comp Insurance	680.74	750.00	-69.26	90.77 %
4403 Auto Insurance	1,291.81	1,170.00	121.81	110.41 %
4404 Directors & Officers Liability	1,549.00	1,550.00	-1.00	99.94 %
4405 ERISA Retirement Insurance	90.00	33.72	56.28	266.90 %
<b>Total 4400 Insurance</b>	<b>5,204.02</b>	<b>5,096.72</b>	<b>107.30</b>	<b>102.11 %</b>
4500 Office Supplies and Expenses				
4501 Supplies	1,289.86	600.00	689.86	214.98 %
4502 Copier Supplies/Equipment	422.95	180.00	242.95	234.97 %
4502.1 Interest Paid - Copier Lease	61.43	53.88	7.55	114.01 %
<b>Total 4502 Copier Supplies/Equipment</b>	<b>484.38</b>	<b>233.88</b>	<b>250.50</b>	<b>207.11 %</b>
4503 Office Expense/Gifts	541.13	120.00	421.13	450.94 %
<b>Total 4500 Office Supplies and Expenses</b>	<b>2,315.37</b>	<b>953.88</b>	<b>1,361.49</b>	<b>242.73 %</b>
4600 Office/Admin Expense				
4601 Bank Monthly Charges	239.70	240.00	-0.30	99.88 %
4602 CC Transaction Fees	3,041.70	2,850.00	191.70	106.73 %
4603 Internet Services	1,841.39	1,560.00	281.39	118.04 %
4604 Printing		120.00	-120.00	
4605 Postage	185.18	90.00	95.18	205.76 %
4606 Rent	20,932.98	20,898.00	34.98	100.17 %
4607 Advertising		120.00	-120.00	
4608 Telephone	4,110.82	4,099.80	11.02	100.27 %
4609 Other Misc Svc Costs	95.00	30.00	65.00	316.67 %
4610 Investment Acct Bank Fees	150.00		150.00	
<b>Total 4600 Office/Admin Expense</b>	<b>30,596.77</b>	<b>30,007.80</b>	<b>588.97</b>	<b>101.96 %</b>
4700 PennDOT Innovations Challenge Expense	1,500.00		1,500.00	
4900 Board Expenses	6,438.55	0.00	6,438.55	
4910 Prof Dev/Meetings		600.00	-600.00	
4920 Lobbying Expenses	4,092.02	5,000.02	-908.00	81.84 %
4940 Tenant Improvements		750.00	-750.00	
5000 Committee Expenses	87.50	100.00	-12.50	87.50 %
5100 Member-Related (non-travel)	65.21	100.00	-34.79	65.21 %
5210 Dues/Subscriptions				
5211 Publication Subscriptions	4,800.00	4,500.00	300.00	106.67 %

# American Council of Engineering Companies of Penns

Budget vs. Actuals: FY 2021-2022 - FY22 P&L

July - December, 2021

	TOTAL			
	ACTUAL	BUDGET	OVER BUDGET	% OF BUDGET
5212 Prof Memberships	1,945.00	1,650.00	295.00	117.88 %
5213 Subscriptions	17,082.36	24,200.00	-7,117.64	70.59 %
<b>Total 5210 Dues/Subscriptions</b>	<b>23,827.36</b>	<b>30,350.00</b>	<b>-6,522.64</b>	<b>78.51 %</b>
5520 Professional Services				
5521 Legal		600.00	-600.00	
5522 Accountant	21,706.25	500.00	21,206.25	4,341.25 %
5523 Computer/IT	4,971.19	5,400.00	-428.81	92.06 %
5525 Public Relations	30,000.00	31,000.00	-1,000.00	96.77 %
<b>Total 5520 Professional Services</b>	<b>56,677.44</b>	<b>37,500.00</b>	<b>19,177.44</b>	<b>151.14 %</b>
5600 Travel Expenses				
5601 ACEC/NACEC Event Expenses	447.71	5,950.00	-5,502.29	7.52 %
5604 Legislative Travel Expense		0.00	0.00	
5605 Staff/Membership Related Travel	5.10	50.00	-44.90	10.20 %
<b>Total 5600 Travel Expenses</b>	<b>452.81</b>	<b>6,000.00</b>	<b>-5,547.19</b>	<b>7.55 %</b>
5610 Auto Expenses				
5611 Vehicle Maintenance	92.31	60.00	32.31	153.85 %
5612 Vehicle Lease	2,632.56	3,156.00	-523.44	83.41 %
5613 Vehicle Gas/Tolls/Parking	251.97	220.00	31.97	114.53 %
<b>Total 5610 Auto Expenses</b>	<b>2,976.84</b>	<b>3,436.00</b>	<b>-459.16</b>	<b>86.64 %</b>
6010 Depreciation Expense	950.70	325.11	625.59	292.42 %
9210 Minor A/R Write-Off	0.01		0.01	
<b>Total Expenditures</b>	<b>\$324,066.55</b>	<b>\$335,133.53</b>	<b>\$ -11,066.98</b>	<b>96.70 %</b>
NET OPERATING REVENUE	<b>\$268,293.42</b>	<b>\$277,652.44</b>	<b>\$ -9,359.02</b>	<b>96.63 %</b>
Other Expenditures				
Reconciliation Discrepancies-1		0.02	-0.02	
<b>Total Other Expenditures</b>	<b>\$0.00</b>	<b>\$0.02</b>	<b>\$ -0.02</b>	<b>0.00%</b>
NET OTHER REVENUE	<b>\$0.00</b>	<b>\$ -0.02</b>	<b>\$0.02</b>	<b>0.00 %</b>
NET REVENUE	<b>\$268,293.42</b>	<b>\$277,652.42</b>	<b>\$ -9,359.00</b>	<b>96.63 %</b>

**American Council of Engineering Companies of Pennsylvania  
2021-2022 Meeting Profitability Snapshot**

Central Chapter	
To Date Revenue	\$ 6,445.00
To Date Expense	\$ 825.00
<b><i>To Date Net</i></b>	<b><i>\$ 5,620.00</i></b>

Fall Conference	
To Date Revenue	\$ 38,042.75
To Date Expense	\$ 3,360.35
<b><i>To Date Net</i></b>	<b><i>\$ 34,682.40</i></b>

Eastern Chapter	
To Date Revenue	\$ 8,070.00
To Date Expense	\$ 2,021.25
<b><i>To Date Net</i></b>	<b><i>\$ 6,048.75</i></b>

Diamond Awards	
To Date Revenue	\$ 24,667.00
To Date Expense	\$ 1,969.97
<b><i>To Date Net</i></b>	<b><i>\$ 22,697.03</i></b>

Western Chapter	
To Date Revenue	\$ 6,620.00
To Date Expense	\$ -
<b><i>To Date Net</i></b>	<b><i>\$ 6,620.00</i></b>

Legislative Day	
To Date Revenue	\$ 9,619.75
To Date Expense	\$ -
<b><i>To Date Net</i></b>	<b><i>\$ 9,619.75</i></b>

Government Affairs Breakfast	
To Date Revenue	\$ 2,730.00
To Date Expense	\$ 825.00
<b><i>To Date Net</i></b>	<b><i>\$ 1,905.00</i></b>

Spring Conference	
To Date Revenue	\$ 3,734.75
To Date Expense	\$ 611.00
<b><i>To Date Net</i></b>	<b><i>\$ 3,123.75</i></b>

Annual Leadership Meeting	
To Date Revenue	\$ 7,822.75
To Date Expense	\$ 2,500.00
<b><i>To Date Net</i></b>	<b><i>\$ 5,322.75</i></b>

**Net Total:                   \$     95,639.43**

12/31/2021 ac



# American Council of Engineering Companies of Penns

Budget vs. Actuals: FY 2021-2022 - FY22 P&L

July 2021 - June 2022

	TOTAL			
	ACTUAL	BUDGET	OVER BUDGET	% OF BUDGET
Revenue				
3000 Dues Income				
3001 Base ACEC/PA Dues	52,500.00	52,500.00	0.00	100.00 %
3002 ACEC/PA Dues	365,488.09	367,200.00	-1,711.91	99.53 %
3003 Affiliate Dues	31,164.00	33,074.00	-1,910.00	94.23 %
<b>Total 3000 Dues Income</b>	<b>449,152.09</b>	<b>452,774.00</b>	<b>-3,621.91</b>	<b>99.20 %</b>
3009 ACEC BIT Royalty	3,910.00	2,000.00	1,910.00	195.50 %
3015 Member Directory Income	3,600.00	3,600.00	0.00	100.00 %
3016 Newsletter Advertising Income	130.00		130.00	
3300 Meetings				
3301 Central Chapter Meeting	8,975.00	13,000.00	-4,025.00	69.04 %
3302 Eastern Chapter Meeting	9,940.00	15,000.00	-5,060.00	66.27 %
3303 Western Chapter Meeting	7,525.00	16,100.00	-8,575.00	46.74 %
3304 Govt Affairs Breakfast	2,375.00	9,475.00	-7,100.00	25.07 %
3305 Annual Meeting				
3305.1 Annual Meeting Sponsorships	3,652.75	9,367.00	-5,714.25	39.00 %
3305.2 Annual Meeting Registrations	4,170.00	23,300.00	-19,130.00	17.90 %
<b>Total 3305 Annual Meeting</b>	<b>7,822.75</b>	<b>32,667.00</b>	<b>-24,844.25</b>	<b>23.95 %</b>
3306 Spring Conference				
3306.1 Spring Conference Sponsorships	2,927.75	18,000.00	-15,072.25	16.27 %
3306.2 Spring Conference Registrations	807.00	30,705.00	-29,898.00	2.63 %
<b>Total 3306 Spring Conference</b>	<b>3,734.75</b>	<b>48,705.00</b>	<b>-44,970.25</b>	<b>7.67 %</b>
3307 ACEC/PA Fall Conference				
3307.1 Fall Conference Sponsorships	22,559.75	20,000.00	2,559.75	112.80 %
3307.2 Fall Conference Registrations	15,483.00	14,000.00	1,483.00	110.59 %
<b>Total 3307 ACEC/PA Fall Conference</b>	<b>38,042.75</b>	<b>34,000.00</b>	<b>4,042.75</b>	<b>111.89 %</b>
3308 Diamond Awards				
3308.1 Diamond Awards Sponsorships	13,867.00	17,000.00	-3,133.00	81.57 %
3308.2 Diamond Awards Registrations	0.00	35,725.00	-35,725.00	0.00 %
3308.3 Diamond Awards Project Submission Fee	10,800.00	13,500.00	-2,700.00	80.00 %
<b>Total 3308 Diamond Awards</b>	<b>24,667.00</b>	<b>66,225.00</b>	<b>-41,558.00</b>	<b>37.25 %</b>
3309 Scholarship Golf Outing				
3309.1 Golf Outing Sponsorships	14,500.00	12,500.00	2,000.00	116.00 %
3309.2 Golf Outing Registrations	18,000.00	25,000.00	-7,000.00	72.00 %
3309.3 Golf Outing Mulligans/Raffle	4,258.00	1,500.00	2,758.00	283.87 %
<b>Total 3309 Scholarship Golf Outing</b>	<b>36,758.00</b>	<b>39,000.00</b>	<b>-2,242.00</b>	<b>94.25 %</b>
3403 Legislative Day	9,619.75	8,000.00	1,619.75	120.25 %
<b>Total 3300 Meetings</b>	<b>149,460.00</b>	<b>282,172.00</b>	<b>-132,712.00</b>	<b>52.97 %</b>
3900 Investment Income				
3901 Interest	27.56		27.56	
3901.1 Interest from Money Market Account	6.23	13.20	-6.97	47.20 %

# American Council of Engineering Companies of Penns

Budget vs. Actuals: FY 2021-2022 - FY22 P&L

July 2021 - June 2022

	TOTAL			
	ACTUAL	BUDGET	OVER BUDGET	% OF BUDGET
3901.2 Interest from Scholarship Account	1.02		1.02	
<b>Total 3901 Interest</b>	<b>34.81</b>	<b>13.20</b>	<b>21.61</b>	<b>263.71 %</b>
<b>Total 3900 Investment Income</b>	<b>34.81</b>	<b>13.20</b>	<b>21.61</b>	<b>263.71 %</b>
3951 Misc Income	461.79	807.02	-345.23	57.22 %
Sales	5.00		5.00	
<b>Total Revenue</b>	<b>\$606,753.69</b>	<b>\$741,366.22</b>	<b>\$ -134,612.53</b>	<b>81.84 %</b>
<b>GROSS PROFIT</b>	<b>\$606,753.69</b>	<b>\$741,366.22</b>	<b>\$ -134,612.53</b>	<b>81.84 %</b>
Expenditures				
4000 Payroll Expenditures				
4001 Salaries	134,763.22	279,996.00	-145,232.78	48.13 %
4001.1 Salaries - Vacation	6,021.52	2,400.00	3,621.52	250.90 %
<b>Total 4001 Salaries</b>	<b>140,784.74</b>	<b>282,396.00</b>	<b>-141,611.26</b>	<b>49.85 %</b>
4002 Payroll Taxes	10,714.05	25,332.00	-14,617.95	42.29 %
4002.1 Payroll Tax Credits	-19,835.98		-19,835.98	
<b>Total 4002 Payroll Taxes</b>	<b>-9,121.93</b>	<b>25,332.00</b>	<b>-34,453.93</b>	<b>-36.01 %</b>
4003 Employee Benefits	12,899.79	18,500.00	-5,600.21	69.73 %
4004 Retirement	6,163.99	10,200.00	-4,036.01	60.43 %
4005 Payroll Fees	1,015.82	696.00	319.82	145.95 %
<b>Total 4000 Payroll Expenditures</b>	<b>151,742.41</b>	<b>337,124.00</b>	<b>-185,381.59</b>	<b>45.01 %</b>
4015 Member Directory Expenses		750.00	-750.00	
4300 Meetings Expense				
4302 Central Chapter Mtg Expense				
4302.2 Central Chapter Mtg Travel		15.00	-15.00	
4302.3 Central Chapter Mtg F&B	1,769.60	3,660.00	-1,890.40	48.35 %
4302.4 Central Chapter Mtg AV/Rm Rental	1,750.06	450.00	1,300.06	388.90 %
4302.5 Central Chapter Mtg Supplies		30.00	-30.00	
<b>Total 4302 Central Chapter Mtg Expense</b>	<b>3,519.66</b>	<b>4,155.00</b>	<b>-635.34</b>	<b>84.71 %</b>
4303 Eastern Chapter Mtg Expense				
4303.2 Eastern Chapter Mtg Travel		240.00	-240.00	
4303.3 Eastern Chapter Mtg F&B	2,108.75	5,706.00	-3,597.25	36.96 %
4303.4 Eastern Chapter Mtg AV/Rm Rental	171.72	675.00	-503.28	25.44 %
4303.5 Eastern Chapter Mtg Supplies		30.00	-30.00	
<b>Total 4303 Eastern Chapter Mtg Expense</b>	<b>2,280.47</b>	<b>6,651.00</b>	<b>-4,370.53</b>	<b>34.29 %</b>
4304 Western Chapter Mtg Expense				
4304.2 Western Chapter Mtg Travel		360.00	-360.00	
4304.3 Western Chapter Mtg F&B		5,100.00	-5,100.00	
4304.5 Western Chapter Mtg Supplies		30.00	-30.00	
<b>Total 4304 Western Chapter Mtg Expense</b>		<b>5,490.00</b>	<b>-5,490.00</b>	
4305 Govt Affairs Bfast Expense				
4305.2 Govt Affairs Bfast Travel		30.00	-30.00	
4305.3 Govt Affairs Bfast F&B	825.00	3,000.00	-2,175.00	27.50 %

# American Council of Engineering Companies of Penns

Budget vs. Actuals: FY 2021-2022 - FY22 P&L

July 2021 - June 2022

	TOTAL			
	ACTUAL	BUDGET	OVER BUDGET	% OF BUDGET
4305.4 Govt Affairs Bfast AV/Rm Rental		450.00	-450.00	
4305.5 Govt Affairs Bfast Supplies		30.00	-30.00	
<b>Total 4305 Govt Affairs Bfast Expense</b>	<b>825.00</b>	<b>3,510.00</b>	<b>-2,685.00</b>	<b>23.50 %</b>
4306 Diamond Awards Expense				
4306.1 Awards Expense	1,969.97	2,000.00	-30.03	98.50 %
4306.2 Diamond Awards Travel		225.00	-225.00	
4306.3 Diamond Awards F&B	0.00	27,000.00	-27,000.00	0.00 %
4306.4 Diamond Awards AV/Rm Rental		12,500.00	-12,500.00	
4306.5 Diamond Awards Supplies/Misc.		7,500.00	-7,500.00	
<b>Total 4306 Diamond Awards Expense</b>	<b>1,969.97</b>	<b>49,225.00</b>	<b>-47,255.03</b>	<b>4.00 %</b>
4307 Annual Meeting Expense				
4307.2 Annual Meeting Travel		4,000.00	-4,000.00	
4307.3 Annual Meeting F&B	2,500.00	8,000.00	-5,500.00	31.25 %
4307.4 Annual Meeting AV/Rm Rental		3,000.00	-3,000.00	
4307.5 Annual Meeting Supplies		1,500.00	-1,500.00	
4307.6 Annual Meeting Activities		9,000.00	-9,000.00	
4307.7 Annual Meeting Speaker		250.00	-250.00	
<b>Total 4307 Annual Meeting Expense</b>	<b>2,500.00</b>	<b>25,750.00</b>	<b>-23,250.00</b>	<b>9.71 %</b>
4308 Spring Conference Expense				
4308.2 Spring Conference Travel		100.00	-100.00	
4308.3 Spring Conference F&B		22,000.00	-22,000.00	
4308.4 Spring Conference AV/Rm Rental	611.00	5,850.00	-5,239.00	10.44 %
4308.5 Spring Conference Supplies		500.00	-500.00	
4308.7 Spring Conference Speaker		2,000.00	-2,000.00	
<b>Total 4308 Spring Conference Expense</b>	<b>611.00</b>	<b>30,450.00</b>	<b>-29,839.00</b>	<b>2.01 %</b>
4309 ACEC/PA Fall Conference Expense				
4309.3 Fall Conference F&B	93.51	250.00	-156.49	37.40 %
4309.4 Fall Conference AV/Rm Rental	2,996.00	7,000.00	-4,004.00	42.80 %
4309.5 Fall Conference Supplies	270.84	100.00	170.84	270.84 %
<b>Total 4309 ACEC/PA Fall Conference Expense</b>	<b>3,360.35</b>	<b>7,350.00</b>	<b>-3,989.65</b>	<b>45.72 %</b>
4310 Scholarship Golf Outing Expense				
4310.1 Scholarship Gift Given	12,000.00	5,000.00	7,000.00	240.00 %
4310.2 Golf Outing Travel	26.45	30.00	-3.55	88.17 %
4310.3 Golf Outing F&B	5,583.28	6,600.00	-1,016.72	84.60 %
4310.4 Golf Outing Green/Cart Fees	9,760.00	14,500.00	-4,740.00	67.31 %
4310.5 Golf Outing Supplies	2,665.35	2,500.00	165.35	106.61 %
4310.6 Other Golf Outing Expenses	128.33	1,655.00	-1,526.67	7.75 %
4310.7 Scholarship Income Tfr		4,715.00	-4,715.00	
4310.8 Golf Outing Staff Time	5,601.04	4,000.00	1,601.04	140.03 %
<b>Total 4310 Scholarship Golf Outing Expense</b>	<b>35,764.45</b>	<b>39,000.00</b>	<b>-3,235.55</b>	<b>91.70 %</b>
4351 Legislative Day Expenses				
4351.1 Legislative Day Printing/Postage		3,500.00	-3,500.00	

# American Council of Engineering Companies of Penns

Budget vs. Actuals: FY 2021-2022 - FY22 P&L

July 2021 - June 2022

	TOTAL			
	ACTUAL	BUDGET	OVER BUDGET	% OF BUDGET
4351.3 Legislative Day F&B		4,200.00	-4,200.00	
<b>Total 4351 Legislative Day Expenses</b>		<b>7,700.00</b>	<b>-7,700.00</b>	
<b>Total 4300 Meetings Expense</b>	<b>50,830.90</b>	<b>179,281.00</b>	<b>-128,450.10</b>	<b>28.35 %</b>
4312 Safety				
4312.1 Safety Stand Down Marketing	81.67		81.67	
4312.3 Safety Stand Down AV/Technology	1,304.16		1,304.16	
<b>Total 4312 Safety</b>	<b>1,385.83</b>		<b>1,385.83</b>	
4400 Insurance				
4401 Business Insurance	1,592.47	1,593.00	-0.53	99.97 %
4402 Workers Comp Insurance	788.95	1,500.00	-711.05	52.60 %
4403 Auto Insurance	1,497.69	2,300.00	-802.31	65.12 %
4404 Directors & Officers Liability	1,549.00	1,550.00	-1.00	99.94 %
4405 ERISA Retirement Insurance	90.00	67.44	22.56	133.45 %
<b>Total 4400 Insurance</b>	<b>5,518.11</b>	<b>7,010.44</b>	<b>-1,492.33</b>	<b>78.71 %</b>
4500 Office Supplies and Expenses				
4501 Supplies	1,289.86	1,200.00	89.86	107.49 %
4502 Copier Supplies/Equipment	422.95	6,330.00	-5,907.05	6.68 %
4502.1 Interest Paid - Copier Lease	61.43	107.76	-46.33	57.01 %
<b>Total 4502 Copier Supplies/Equipment</b>	<b>484.38</b>	<b>6,437.76</b>	<b>-5,953.38</b>	<b>7.52 %</b>
4503 Office Expense/Gifts	541.13	240.00	301.13	225.47 %
<b>Total 4500 Office Supplies and Expenses</b>	<b>2,315.37</b>	<b>7,877.76</b>	<b>-5,562.39</b>	<b>29.39 %</b>
4600 Office/Admin Expense				
4601 Bank Monthly Charges	279.65	480.00	-200.35	58.26 %
4602 CC Transaction Fees	3,464.13	5,700.00	-2,235.87	60.77 %
4603 Internet Services	1,841.39	3,120.00	-1,278.61	59.02 %
4604 Printing		240.00	-240.00	
4605 Postage	185.18	180.00	5.18	102.88 %
4606 Rent	24,421.81	41,796.00	-17,374.19	58.43 %
4607 Advertising		240.00	-240.00	
4608 Telephone	4,337.68	8,199.60	-3,861.92	52.90 %
4609 Other Misc Svc Costs	95.00	60.00	35.00	158.33 %
4610 Investment Acct Bank Fees	150.00		150.00	
<b>Total 4600 Office/Admin Expense</b>	<b>34,774.84</b>	<b>60,015.60</b>	<b>-25,240.76</b>	<b>57.94 %</b>
4700 PennDOT Innovations Challenge Expense	1,500.00		1,500.00	
4900 Board Expenses	6,438.55	6,200.00	238.55	103.85 %
4910 Prof Dev/Meetings	60.00	1,200.00	-1,140.00	5.00 %
4920 Lobbying Expenses	4,758.69	10,000.00	-5,241.31	47.59 %
4940 Tenant Improvements		750.00	-750.00	
5000 Committee Expenses	87.50	550.00	-462.50	15.91 %
5100 Member-Related (non-travel)	65.21	1,600.00	-1,534.79	4.08 %
5210 Dues/Subscriptions				

# American Council of Engineering Companies of Penns

Budget vs. Actuals: FY 2021-2022 - FY22 P&L

July 2021 - June 2022

	TOTAL			
	ACTUAL	BUDGET	OVER BUDGET	% OF BUDGET
5211 Publication Subscriptions	4,800.00	9,000.00	-4,200.00	53.33 %
5212 Prof Memberships	1,945.00	2,495.00	-550.00	77.96 %
5213 Subscriptions	17,082.36	25,850.00	-8,767.64	66.08 %
<b>Total 5210 Dues/Subscriptions</b>	<b>23,827.36</b>	<b>37,345.00</b>	<b>-13,517.64</b>	<b>63.80 %</b>
5520 Professional Services				
5521 Legal		1,200.00	-1,200.00	
5522 Accountant	21,706.25	23,000.00	-1,293.75	94.38 %
5523 Computer/IT	5,066.33	10,800.00	-5,733.67	46.91 %
5525 Public Relations	35,000.00	62,000.00	-27,000.00	56.45 %
<b>Total 5520 Professional Services</b>	<b>61,772.58</b>	<b>97,000.00</b>	<b>-35,227.42</b>	<b>63.68 %</b>
5600 Travel Expenses				
5601 ACEC/NACEC Event Expenses	447.71	9,700.00	-9,252.29	4.62 %
5604 Legislative Travel Expense		300.00	-300.00	
5605 Staff/Membership Related Travel	5.10	350.00	-344.90	1.46 %
<b>Total 5600 Travel Expenses</b>	<b>452.81</b>	<b>10,350.00</b>	<b>-9,897.19</b>	<b>4.37 %</b>
5610 Auto Expenses				
5611 Vehicle Maintenance	92.31	180.00	-87.69	51.28 %
5612 Vehicle Lease	3,163.40	7,284.00	-4,120.60	43.43 %
5613 Vehicle Gas/Tolls/Parking	251.97	820.00	-568.03	30.73 %
<b>Total 5610 Auto Expenses</b>	<b>3,507.68</b>	<b>8,284.00</b>	<b>-4,776.32</b>	<b>42.34 %</b>
6010 Depreciation Expense	950.70	3,368.68	-2,417.98	28.22 %
9210 Minor A/R Write-Off	0.01		0.01	
<b>Total Expenditures</b>	<b>\$349,988.55</b>	<b>\$768,706.48</b>	<b>\$ -418,717.93</b>	<b>45.53 %</b>
NET OPERATING REVENUE	<b>\$256,765.14</b>	<b>\$ -27,340.26</b>	<b>\$284,105.40</b>	<b>-939.15 %</b>
Other Expenditures				
Reconciliation Discrepancies-1		0.00	0.00	
<b>Total Other Expenditures</b>	<b>\$0.00</b>	<b>\$0.00</b>	<b>\$0.00</b>	<b>0.00%</b>
NET OTHER REVENUE	<b>\$0.00</b>	<b>\$0.00</b>	<b>\$0.00</b>	<b>0.00%</b>
NET REVENUE	<b>\$256,765.14</b>	<b>\$ -27,340.26</b>	<b>\$284,105.40</b>	<b>-939.15 %</b>

# American Council of Engineering Companies of Penns

## Statement of Financial Position

As of December 31, 2021

	TOTAL
<b>ASSETS</b>	
Current Assets	
Bank Accounts	
4135 Scholarship Account	21,126.92
5407 Wells Fargo Checking	498,921.17
9758 Wells Fargo Money Market	112,760.96
<b>Total Bank Accounts</b>	<b>\$632,809.05</b>
Accounts Receivable	
1200 *Accounts Receivable	7,318.93
1201 Allowance for Bad Debts	0.00
<b>Total Accounts Receivable</b>	<b>\$7,318.93</b>
Other Current Assets	
1010C1 Unrealized G (L) ML Reserved	0.00
1010D1 Unrealized G (L)Wells Fargo-Inv Reserved	0.00
1010R Investment Acct - cash reclass	0.00
1010SN Investment acct - cash portion	0.00
1210 Prepaid Expenses	0.00
1210.1 Prepaid Meetings and Events	22,236.25
1210.2 Prepaid Insurance	22.56
<b>Total 1210 Prepaid Expenses</b>	<b>22,258.81</b>
1499 Undeposited Funds	65.00
<b>Total Other Current Assets</b>	<b>\$22,323.81</b>
<b>Total Current Assets</b>	<b>\$662,451.79</b>
Fixed Assets	
1062 Office Equipment	0.00
1062A Original Cost	34,883.06
1062B Accumulated Depreciation	-21,833.85
<b>Total 1062 Office Equipment</b>	<b>13,049.21</b>
1063 Lease Improvements	3,410.00
<b>Total Fixed Assets</b>	<b>\$16,459.21</b>
<b>TOTAL ASSETS</b>	<b>\$678,911.00</b>

# American Council of Engineering Companies of Penns

## Statement of Financial Position

As of December 31, 2021

	TOTAL
<b>LIABILITIES AND EQUITY</b>	
Liabilities	
Current Liabilities	
Accounts Payable	
2200 *Accounts Payable	2,551.68
<b>Total Accounts Payable</b>	<b>\$2,551.68</b>
Other Current Liabilities	
2206 Prepaid Dues	0.00
2206.1 Prepaid Firm Dues	0.00
2206.2 Prepaid Index Dues	0.00
2206.3 Prepaid ACEC Dues	0.00
2206.4 Prepaid Affiliate Dues	0.00
<b>Total 2206 Prepaid Dues</b>	<b>0.00</b>
2209 PAC Clearing Account	0.00
2211 Deferred Income	-0.50
2502 Capital Lease Obligation	2,107.03
25600 Dues Owed to National	0.00
25610 Dues Owed to National - Current	45,335.45
25615 Prepaid ACEC Dues-Anniversary Billing	9,835.09
25620 Dues Owed to National - Past Due	0.00
<b>Total 25600 Dues Owed to National</b>	<b>55,170.54</b>
25700 Accrued Payroll and Taxes	3,270.00
25800 ACCRUED VACATION	6,998.58
3315 Scholarship Donations	675.00
PA Department of Revenue Payable	0.00
<b>Total Other Current Liabilities</b>	<b>\$68,220.65</b>
<b>Total Current Liabilities</b>	<b>\$70,772.33</b>
<b>Total Liabilities</b>	<b>\$70,772.33</b>
Equity	
2900 Opening Bal Equity	0.00
2960 Retained Earnings	339,845.25
3100 Scholarship (Golf Outing) Restricted Net Assets	0.00
Net Revenue	268,293.42
<b>Total Equity</b>	<b>\$608,138.67</b>
<b>TOTAL LIABILITIES AND EQUITY</b>	<b>\$678,911.00</b>



# American Council of Engineering Companies of Penns

## Statement of Activity Comparison

July - December, 2021

	TOTAL			
	JUL - DEC, 2021	JUL - DEC, 2020 (PY)	CHANGE	% CHANGE
Revenue				
3000 Dues Income				
3001 Base ACEC/PA Dues	51,500.00	51,000.00	500.00	0.98 %
3002 ACEC/PA Dues	359,749.37	353,250.44	6,498.93	1.84 %
3003 Affiliate Dues	31,164.00	30,210.00	954.00	3.16 %
<b>Total 3000 Dues Income</b>	<b>442,413.37</b>	<b>434,460.44</b>	<b>7,952.93</b>	<b>1.83 %</b>
3009 ACEC BIT Royalty	3,910.00	1,660.00	2,250.00	135.54 %
3015 Member Directory Income	900.00	300.00	600.00	200.00 %
3016 Newsletter Advertising Income	130.00		130.00	
3300 Meetings				
3301 Central Chapter Meeting	6,445.00	6,650.00	-205.00	-3.08 %
3302 Eastern Chapter Meeting	8,070.00	6,405.00	1,665.00	26.00 %
3303 Western Chapter Meeting	6,620.00	7,420.00	-800.00	-10.78 %
3304 Govt Affairs Breakfast	2,730.00	3,220.00	-490.00	-15.22 %
3305 Annual Meeting				
3305.1 Annual Meeting Sponsorships	3,652.75	1,832.75	1,820.00	99.30 %
3305.2 Annual Meeting Registrations	4,170.00		4,170.00	
<b>Total 3305 Annual Meeting</b>	<b>7,822.75</b>	<b>1,832.75</b>	<b>5,990.00</b>	<b>326.83 %</b>
3306 Spring Conference				
3306.1 Spring Conference Sponsorships	2,927.75	4,618.00	-1,690.25	-36.60 %
3306.2 Spring Conference Registrations	807.00	1,196.00	-389.00	-32.53 %
<b>Total 3306 Spring Conference</b>	<b>3,734.75</b>	<b>5,814.00</b>	<b>-2,079.25</b>	<b>-35.76 %</b>
3307 ACEC/PA Fall Conference				
3307.1 Fall Conference Sponsorships	22,559.75	22,910.00	-350.25	-1.53 %
3307.2 Fall Conference Registrations	15,483.00	14,103.00	1,380.00	9.79 %
<b>Total 3307 ACEC/PA Fall Conference</b>	<b>38,042.75</b>	<b>37,013.00</b>	<b>1,029.75</b>	<b>2.78 %</b>
3308 Diamond Awards				
3308.1 Diamond Awards Sponsorships	13,867.00	3,550.00	10,317.00	290.62 %
3308.2 Diamond Awards Registrations	0.00		0.00	
3308.3 Diamond Awards Project Submission Fee	10,800.00	13,200.00	-2,400.00	-18.18 %
<b>Total 3308 Diamond Awards</b>	<b>24,667.00</b>	<b>16,750.00</b>	<b>7,917.00</b>	<b>47.27 %</b>
3309 Scholarship Golf Outing				
3309.1 Golf Outing Sponsorships	14,500.00		14,500.00	
3309.2 Golf Outing Registrations	18,000.00		18,000.00	
3309.3 Golf Outing Mulligans/Raffle	4,258.00		4,258.00	
<b>Total 3309 Scholarship Golf Outing</b>	<b>36,758.00</b>		<b>36,758.00</b>	
3403 Legislative Day	9,619.75	6,292.00	3,327.75	52.89 %
<b>Total 3300 Meetings</b>	<b>144,510.00</b>	<b>91,396.75</b>	<b>53,113.25</b>	<b>58.11 %</b>

# American Council of Engineering Companies of Penns

## Statement of Activity Comparison

July - December, 2021

	TOTAL			
	JUL - DEC, 2021	JUL - DEC, 2020 (PY)	CHANGE	% CHANGE
3900 Investment Income				
3901 Interest	27.56	20.51	7.05	34.37 %
3901.1 Interest from Money Market Account	6.23	6.54	-0.31	-4.74 %
3901.2 Interest from Scholarship Account	1.02		1.02	
<b>Total 3901 Interest</b>	<b>34.81</b>	<b>27.05</b>	<b>7.76</b>	<b>28.69 %</b>
<b>Total 3900 Investment Income</b>	<b>34.81</b>	<b>27.05</b>	<b>7.76</b>	<b>28.69 %</b>
3951 Misc Income	461.79	507.71	-45.92	-9.04 %
<b>Total Revenue</b>	<b>\$592,359.97</b>	<b>\$528,351.95</b>	<b>\$64,008.02</b>	<b>12.11 %</b>
GROSS PROFIT	<b>\$592,359.97</b>	<b>\$528,351.95</b>	<b>\$64,008.02</b>	<b>12.11 %</b>
Expenditures				
4000 Payroll Expenditures				
4001 Salaries	124,833.18	123,309.48	1,523.70	1.24 %
4001.1 Salaries - Vacation	5,354.93	4,498.04	856.89	19.05 %
<b>Total 4001 Salaries</b>	<b>130,188.11</b>	<b>127,807.52</b>	<b>2,380.59</b>	<b>1.86 %</b>
4002 Payroll Taxes	9,686.58	6,439.78	3,246.80	50.42 %
4002.1 Payroll Tax Credits	-19,835.98	-2,216.56	-17,619.42	-794.90 %
<b>Total 4002 Payroll Taxes</b>	<b>-10,149.40</b>	<b>4,223.22</b>	<b>-14,372.62</b>	<b>-340.32 %</b>
4003 Employee Benefits	12,787.80	10,756.76	2,031.04	18.88 %
4004 Retirement	5,776.77	4,534.07	1,242.70	27.41 %
4005 Payroll Fees	1,015.82	356.93	658.89	184.60 %
<b>Total 4000 Payroll Expenditures</b>	<b>139,619.10</b>	<b>147,678.50</b>	<b>-8,059.40</b>	<b>-5.46 %</b>
4300 Meetings Expense				
4302 Central Chapter Mtg Expense				
4302.3 Central Chapter Mtg F&B	825.00		825.00	
<b>Total 4302 Central Chapter Mtg Expense</b>	<b>825.00</b>		<b>825.00</b>	
4303 Eastern Chapter Mtg Expense				
4303.3 Eastern Chapter Mtg F&B	2,021.25	0.00	2,021.25	
<b>Total 4303 Eastern Chapter Mtg Expense</b>	<b>2,021.25</b>	<b>0.00</b>	<b>2,021.25</b>	
4305 Govt Affairs Bfast Expense				
4305.3 Govt Affairs Bfast F&B	825.00		825.00	
<b>Total 4305 Govt Affairs Bfast Expense</b>	<b>825.00</b>		<b>825.00</b>	
4306 Diamond Awards Expense				
4306.1 Awards Expense	1,969.97		1,969.97	
4306.3 Diamond Awards F&B	0.00	0.00	0.00	
4306.4 Diamond Awards AV/Rm Rental		2,500.00	-2,500.00	-100.00 %
<b>Total 4306 Diamond Awards Expense</b>	<b>1,969.97</b>	<b>2,500.00</b>	<b>-530.03</b>	<b>-21.20 %</b>

# American Council of Engineering Companies of Penns

## Statement of Activity Comparison

July - December, 2021

	TOTAL			
	JUL - DEC, 2021	JUL - DEC, 2020 (PY)	CHANGE	% CHANGE
4307 Annual Meeting Expense				
4307.3 Annual Meeting F&B	2,500.00		2,500.00	
<b>Total 4307 Annual Meeting Expense</b>	<b>2,500.00</b>		<b>2,500.00</b>	
4308 Spring Conference Expense				
4308.4 Spring Conference AV/Rm Rental	611.00		611.00	
<b>Total 4308 Spring Conference Expense</b>	<b>611.00</b>		<b>611.00</b>	
4309 ACEC/PA Fall Conference Expense				
4309.3 Fall Conference F&B	93.51	230.77	-137.26	-59.48 %
4309.4 Fall Conference AV/Rm Rental	2,996.00	5,590.65	-2,594.65	-46.41 %
4309.5 Fall Conference Supplies	270.84	6,641.96	-6,371.12	-95.92 %
<b>Total 4309 ACEC/PA Fall Conference Expense</b>	<b>3,360.35</b>	<b>12,463.38</b>	<b>-9,103.03</b>	<b>-73.04 %</b>
4310 Scholarship Golf Outing Expense				
4310.1 Scholarship Gift Given	12,000.00	7,500.00	4,500.00	60.00 %
4310.2 Golf Outing Travel	26.45		26.45	
4310.3 Golf Outing F&B	5,583.28		5,583.28	
4310.4 Golf Outing Green/Cart Fees	9,760.00		9,760.00	
4310.5 Golf Outing Supplies	2,665.35		2,665.35	
4310.6 Other Golf Outing Expenses	128.33		128.33	
4310.8 Golf Outing Staff Time	5,601.04		5,601.04	
<b>Total 4310 Scholarship Golf Outing Expense</b>	<b>35,764.45</b>	<b>7,500.00</b>	<b>28,264.45</b>	<b>376.86 %</b>
<b>Total 4300 Meetings Expense</b>	<b>47,877.02</b>	<b>22,463.38</b>	<b>25,413.64</b>	<b>113.13 %</b>
4312 Safety				
4312.1 Safety Stand Down Marketing	81.67		81.67	
4312.3 Safety Stand Down AV/Technology	1,304.16		1,304.16	
<b>Total 4312 Safety</b>	<b>1,385.83</b>		<b>1,385.83</b>	
4400 Insurance				
4401 Business Insurance	1,592.47	662.00	930.47	140.55 %
4402 Workers Comp Insurance	680.74	658.34	22.40	3.40 %
4403 Auto Insurance	1,291.81	1,267.01	24.80	1.96 %
4404 Directors & Officers Liability	1,549.00	1,528.00	21.00	1.37 %
4405 ERISA Retirement Insurance	90.00	180.00	-90.00	-50.00 %
<b>Total 4400 Insurance</b>	<b>5,204.02</b>	<b>4,295.35</b>	<b>908.67</b>	<b>21.15 %</b>
4500 Office Supplies and Expenses				
4501 Supplies	1,289.86	485.44	804.42	165.71 %
4502 Copier Supplies/Equipment	422.95	167.09	255.86	153.13 %
4502.1 Interest Paid - Copier Lease	61.43	90.56	-29.13	-32.17 %
<b>Total 4502 Copier Supplies/Equipment</b>	<b>484.38</b>	<b>257.65</b>	<b>226.73</b>	<b>88.00 %</b>
4503 Office Expense/Gifts	541.13	175.93	365.20	207.58 %
<b>Total 4500 Office Supplies and Expenses</b>	<b>2,315.37</b>	<b>919.02</b>	<b>1,396.35</b>	<b>151.94 %</b>

# American Council of Engineering Companies of Penns

## Statement of Activity Comparison

July - December, 2021

	TOTAL			
	JUL - DEC, 2021	JUL - DEC, 2020 (PY)	CHANGE	% CHANGE
4600 Office/Admin Expense				
4601 Bank Monthly Charges	239.70	239.70	0.00	0.00 %
4602 CC Transaction Fees	3,041.70	2,942.15	99.55	3.38 %
4603 Internet Services	1,841.39	1,302.12	539.27	41.41 %
4605 Postage	185.18	65.20	119.98	184.02 %
4606 Rent	20,932.98	21,240.24	-307.26	-1.45 %
4608 Telephone	4,110.82	3,939.46	171.36	4.35 %
4609 Other Misc Svc Costs	95.00	218.06	-123.06	-56.43 %
4610 Investment Acct Bank Fees	150.00	150.00	0.00	0.00 %
<b>Total 4600 Office/Admin Expense</b>	<b>30,596.77</b>	<b>30,096.93</b>	<b>499.84</b>	<b>1.66 %</b>
4700 PennDOT Innovations Challenge Expense	1,500.00		1,500.00	
4900 Board Expenses	6,438.55	290.00	6,148.55	2,120.19 %
4910 Prof Dev/Meetings		-116.00	116.00	100.00 %
4920 Lobbying Expenses	4,092.02	4,600.02	-508.00	-11.04 %
5000 Committee Expenses	87.50	35.00	52.50	150.00 %
5100 Member-Related (non-travel)	65.21		65.21	
5210 Dues/Subscriptions				
5211 Publication Subscriptions	4,800.00	3,950.00	850.00	21.52 %
5212 Prof Memberships	1,945.00	1,870.00	75.00	4.01 %
5213 Subscriptions	17,082.36	14,961.20	2,121.16	14.18 %
<b>Total 5210 Dues/Subscriptions</b>	<b>23,827.36</b>	<b>20,781.20</b>	<b>3,046.16</b>	<b>14.66 %</b>
5520 Professional Services				
5521 Legal		1,921.00	-1,921.00	-100.00 %
5522 Accountant	21,706.25	1,146.25	20,560.00	1,793.68 %
5523 Computer/IT	4,971.19	4,638.19	333.00	7.18 %
5525 Public Relations	30,000.00	30,244.99	-244.99	-0.81 %
<b>Total 5520 Professional Services</b>	<b>56,677.44</b>	<b>37,950.43</b>	<b>18,727.01</b>	<b>49.35 %</b>
5600 Travel Expenses				
5601 ACEC/NACEC Event Expenses	447.71		447.71	
5605 Staff/Membership Related Travel	5.10	1.50	3.60	240.00 %
<b>Total 5600 Travel Expenses</b>	<b>452.81</b>	<b>1.50</b>	<b>451.31</b>	<b>30,087.33 %</b>
5610 Auto Expenses				
5611 Vehicle Maintenance	92.31	202.90	-110.59	-54.50 %
5612 Vehicle Lease	2,632.56	3,152.58	-520.02	-16.50 %
5613 Vehicle Gas/Tolls/Parking	251.97	186.97	65.00	34.76 %
<b>Total 5610 Auto Expenses</b>	<b>2,976.84</b>	<b>3,542.45</b>	<b>-565.61</b>	<b>-15.97 %</b>
6010 Depreciation Expense	950.70	1,140.84	-190.14	-16.67 %

# American Council of Engineering Companies of Penns

## Statement of Activity Comparison

July - December, 2021

	TOTAL			
	JUL - DEC, 2021	JUL - DEC, 2020 (PY)	CHANGE	% CHANGE
9210 Minor A/R Write-Off	0.01	0.10	-0.09	-90.00 %
<b>Total Expenditures</b>	<b>\$324,066.55</b>	<b>\$273,678.72</b>	<b>\$50,387.83</b>	<b>18.41 %</b>
NET OPERATING REVENUE	<b>\$268,293.42</b>	<b>\$254,673.23</b>	<b>\$13,620.19</b>	<b>5.35 %</b>
NET REVENUE	<b>\$268,293.42</b>	<b>\$254,673.23</b>	<b>\$13,620.19</b>	<b>5.35 %</b>

# American Council of Engineering Companies of Penns

## Statement of Financial Position Comparison

As of December 31, 2021

	TOTAL			
	AS OF DEC 31, 2021	AS OF DEC 31, 2020 (PY)	CHANGE	% CHANGE
<b>ASSETS</b>				
Current Assets				
Bank Accounts				
4135 Scholarship Account	21,126.92	19,469.51	1,657.41	8.51 %
5407 Wells Fargo Checking	498,921.17	413,422.96	85,498.21	20.68 %
9758 Wells Fargo Money Market	112,760.96	129,794.50	-17,033.54	-13.12 %
<b>Total Bank Accounts</b>	<b>\$632,809.05</b>	<b>\$562,686.97</b>	<b>\$70,122.08</b>	<b>12.46 %</b>
Accounts Receivable				
1200 *Accounts Receivable	7,318.93	7,149.99	168.94	2.36 %
1201 Allowance for Bad Debts	0.00	0.00	0.00	
<b>Total Accounts Receivable</b>	<b>\$7,318.93</b>	<b>\$7,149.99</b>	<b>\$168.94</b>	<b>2.36 %</b>
Other Current Assets				
1010C1 Unrealized G (L) ML Reserved	0.00	796.06	-796.06	-100.00 %
1010D1 Unrealized G (L)Wells Fargo-Inv Reserved	0.00	-6,194.42	6,194.42	100.00 %
1010R Investment Acct - cash reclass	0.00	0.00	0.00	
1010SN Investment acct - cash portion	0.00	0.00	0.00	
1210 Prepaid Expenses	0.00	0.00	0.00	
1210.1 Prepaid Meetings and Events	22,236.25	3,921.25	18,315.00	467.07 %
1210.2 Prepaid Insurance	22.56	0.00	22.56	
<b>Total 1210 Prepaid Expenses</b>	<b>22,258.81</b>	<b>3,921.25</b>	<b>18,337.56</b>	<b>467.65 %</b>
1499 Undeposited Funds	65.00	245.00	-180.00	-73.47 %
<b>Total Other Current Assets</b>	<b>\$22,323.81</b>	<b>\$ -1,232.11</b>	<b>\$23,555.92</b>	<b>1,911.84 %</b>
<b>Total Current Assets</b>	<b>\$662,451.79</b>	<b>\$568,604.85</b>	<b>\$93,846.94</b>	<b>16.50 %</b>
Fixed Assets				
1062 Office Equipment	0.00	0.00	0.00	
1062A Original Cost	34,883.06	32,102.06	2,781.00	8.66 %
1062B Accumulated Depreciation	-21,833.85	-17,543.31	-4,290.54	-24.46 %
<b>Total 1062 Office Equipment</b>	<b>13,049.21</b>	<b>14,558.75</b>	<b>-1,509.54</b>	<b>-10.37 %</b>
1063 Lease Improvements	3,410.00	3,410.00	0.00	0.00 %
<b>Total Fixed Assets</b>	<b>\$16,459.21</b>	<b>\$17,968.75</b>	<b>\$ -1,509.54</b>	<b>-8.40 %</b>
<b>TOTAL ASSETS</b>	<b>\$678,911.00</b>	<b>\$586,573.60</b>	<b>\$92,337.40</b>	<b>15.74 %</b>

# American Council of Engineering Companies of Penns

## Statement of Financial Position Comparison

As of December 31, 2021

	TOTAL			
	AS OF DEC 31, 2021	AS OF DEC 31, 2020 (PY)	CHANGE	% CHANGE
<b>LIABILITIES AND EQUITY</b>				
Liabilities				
Current Liabilities				
Accounts Payable				
2200 *Accounts Payable	2,551.68	2,371.38	180.30	7.60 %
<b>Total Accounts Payable</b>	<b>\$2,551.68</b>	<b>\$2,371.38</b>	<b>\$180.30</b>	<b>7.60 %</b>
Other Current Liabilities				
2206 Prepaid Dues	0.00	0.00	0.00	
2206.1 Prepaid Firm Dues	0.00	0.00	0.00	
2206.2 Prepaid Index Dues	0.00	0.00	0.00	
2206.3 Prepaid ACEC Dues	0.00	0.00	0.00	
2206.4 Prepaid Affiliate Dues	0.00	0.00	0.00	
<b>Total 2206 Prepaid Dues</b>	<b>0.00</b>	<b>0.00</b>	<b>0.00</b>	
2209 PAC Clearing Account	0.00	0.00	0.00	
2211 Deferred Income	-0.50	957.75	-958.25	-100.05 %
2502 Capital Lease Obligation	2,107.03	3,289.43	-1,182.40	-35.95 %
25600 Dues Owed to National	0.00	0.00	0.00	
25610 Dues Owed to National - Current	45,335.45	52,353.17	-7,017.72	-13.40 %
25615 Prepaid ACEC Dues-Anniversary Billing	9,835.09	2,746.84	7,088.25	258.05 %
25620 Dues Owed to National - Past Due	0.00	22,549.04	-22,549.04	-100.00 %
<b>Total 25600 Dues Owed to National</b>	<b>55,170.54</b>	<b>77,649.05</b>	<b>-22,478.51</b>	<b>-28.95 %</b>
25700 Accrued Payroll and Taxes	3,270.00	0.00	3,270.00	
25800 ACCRUED VACATION	6,998.58	2,570.73	4,427.85	172.24 %
3315 Scholarship Donations	675.00	1,000.00	-325.00	-32.50 %
PA Department of Revenue Payable	0.00	0.00	0.00	
<b>Total Other Current Liabilities</b>	<b>\$68,220.65</b>	<b>\$85,466.96</b>	<b>\$ -17,246.31</b>	<b>-20.18 %</b>
<b>Total Current Liabilities</b>	<b>\$70,772.33</b>	<b>\$87,838.34</b>	<b>\$ -17,066.01</b>	<b>-19.43 %</b>
<b>Total Liabilities</b>	<b>\$70,772.33</b>	<b>\$87,838.34</b>	<b>\$ -17,066.01</b>	<b>-19.43 %</b>
Equity				
2900 Opening Bal Equity	0.00	0.00	0.00	
2960 Retained Earnings	339,845.25	244,062.21	95,783.04	39.25 %
3100 Scholarship (Golf Outing) Restricted Net Assets	0.00	-0.18	0.18	100.00 %
Net Revenue	268,293.42	254,673.23	13,620.19	5.35 %
<b>Total Equity</b>	<b>\$608,138.67</b>	<b>\$498,735.26</b>	<b>\$109,403.41</b>	<b>21.94 %</b>
<b>TOTAL LIABILITIES AND EQUITY</b>	<b>\$678,911.00</b>	<b>\$586,573.60</b>	<b>\$92,337.40</b>	<b>15.74 %</b>



# Consulting Engineers of Pennsylvania PAC

## Statement of Activity January - December 2021

	TOTAL
Revenue	
4001 Contributions	18,450.00
<b>Total Revenue</b>	<b>\$18,450.00</b>
GROSS PROFIT	<b>\$18,450.00</b>
Expenditures	
6002 CC Fees	311.00
6003 Legal & Professional Services	602.56
6100 Campaign Donations	3,000.00
<b>Total Expenditures</b>	<b>\$3,913.56</b>
NET OPERATING REVENUE	<b>\$14,536.44</b>
NET REVENUE	<b>\$14,536.44</b>

# Consulting Engineers of Pennsylvania PAC

## Statement of Financial Position

As of December 31, 2021

		TOTAL
<b>ASSETS</b>		
Current Assets		
Bank Accounts		
1001 Wells Fargo Checking		40,101.94
<b>Total Bank Accounts</b>		<b>\$40,101.94</b>
<b>Total Current Assets</b>		<b>\$40,101.94</b>
<b>TOTAL ASSETS</b>		<b>\$40,101.94</b>
<b>LIABILITIES AND EQUITY</b>		
Liabilities		
Current Liabilities		
Accounts Payable		
Accounts Payable (A/P)		0.00
<b>Total Accounts Payable</b>		<b>\$0.00</b>
<b>Total Current Liabilities</b>		<b>\$0.00</b>
<b>Total Liabilities</b>		<b>\$0.00</b>
Equity		
Retained Earnings		25,565.50
Net Revenue		14,536.44
<b>Total Equity</b>		<b>\$40,101.94</b>
<b>TOTAL LIABILITIES AND EQUITY</b>		<b>\$40,101.94</b>

# PA Consulting Engineers PAC

## Statement of Activity

January - December 2021

	TOTAL
Revenue	
<b>Total Revenue</b>	
GROSS PROFIT	<b>\$0.00</b>
Expenditures	
6000 General & Administrative	60.93
6003 Legal & Professional Services	3,682.80
<b>Total 6000 General &amp; Administrative</b>	<b>3,743.73</b>
<b>Total Expenditures</b>	<b>\$3,743.73</b>
NET OPERATING REVENUE	<b>\$ -3,743.73</b>
NET REVENUE	<b>\$ -3,743.73</b>

# PA Consulting Engineers PAC

## Statement of Financial Position

As of December 31, 2021

	TOTAL
<b>ASSETS</b>	
Current Assets	
Bank Accounts	
1001 Wells Fargo Checking	2,582.37
<b>Total Bank Accounts</b>	<b>\$2,582.37</b>
Other Current Assets	
1200 Bank Clearing Account	0.00
<b>Total Other Current Assets</b>	<b>\$0.00</b>
<b>Total Current Assets</b>	<b>\$2,582.37</b>
<b>TOTAL ASSETS</b>	<b>\$2,582.37</b>
<b>LIABILITIES AND EQUITY</b>	
Liabilities	
Current Liabilities	
Accounts Payable	
Accounts Payable (A/P)	0.00
<b>Total Accounts Payable</b>	<b>\$0.00</b>
<b>Total Current Liabilities</b>	<b>\$0.00</b>
<b>Total Liabilities</b>	<b>\$0.00</b>
Equity	
3000 Retained Earnings	6,326.10
Net Revenue	-3,743.73
<b>Total Equity</b>	<b>\$2,582.37</b>
<b>TOTAL LIABILITIES AND EQUITY</b>	<b>\$2,582.37</b>



AMERICAN COUNCIL OF ENGINEERING COMPANIES  
*of Pennsylvania*

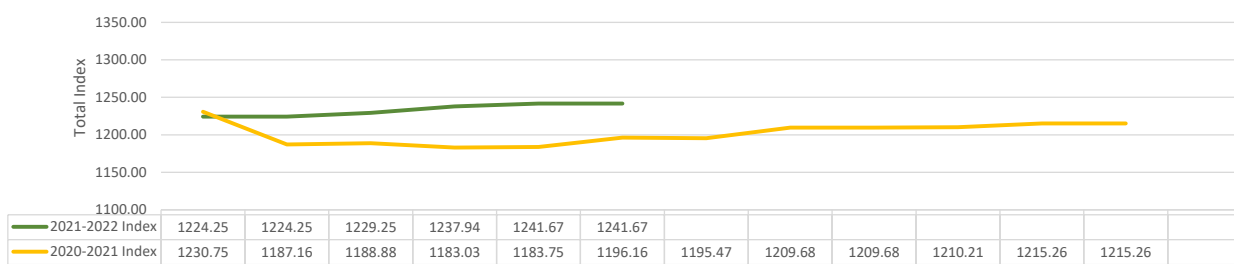
# REPORTS

## December 2021 Membership Reports

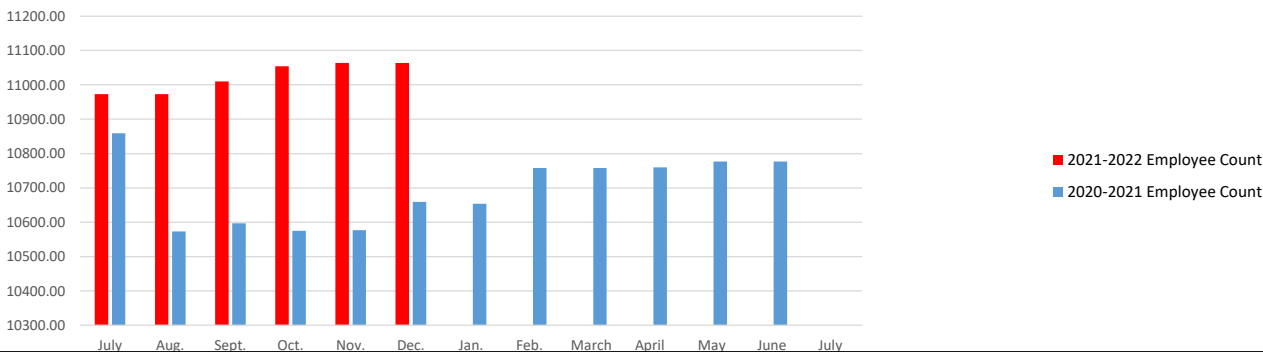
### Member Firms

Month	Starting Index	Starting # Employees	Anniversary Variation Index	Anniversary Variation Employee Count	New Index	New # Employees	Drop Index	Drop # Employees	2021-2022 Index	Employee Count
July	1225.25	10974.00	0.00	0.00	0.00	0.00	1.00	1.00	1224.25	10973.00
Aug.	1224.25	10973.00	0.00	0.00	0.00	0.00	0.00	0.00	1224.25	10973.00
Sept.	1224.25	10973.00	1.90	10.00	10.08	57.00	6.98	30.00	1229.25	11010.00
Oct.	1229.25	11010.00	0.00	0.00	8.69	44.00	0.00	0.00	1237.94	11054.00
Nov.	1237.94	11054.00	0.00	0.00	3.73	10.00	0.00	0.00	1241.67	11064.00
Dec.	1241.67	11064.00	0.00	0.00	0.00	0.00	0.00	0.00	1241.67	11064.00
Jan.										
Feb.										
March										
April										
May										
June										
July										

Member Firm Index



Member Firm Employee Count



Reconciliation from Certification	6.30.2021 Ending Index	6.30.2021 Ending EE Cnt	7.1.2021 Starting Index after cert	7.1.2021 Starting EE Cnt after cert
	1215.26	10777	1225.25	10974

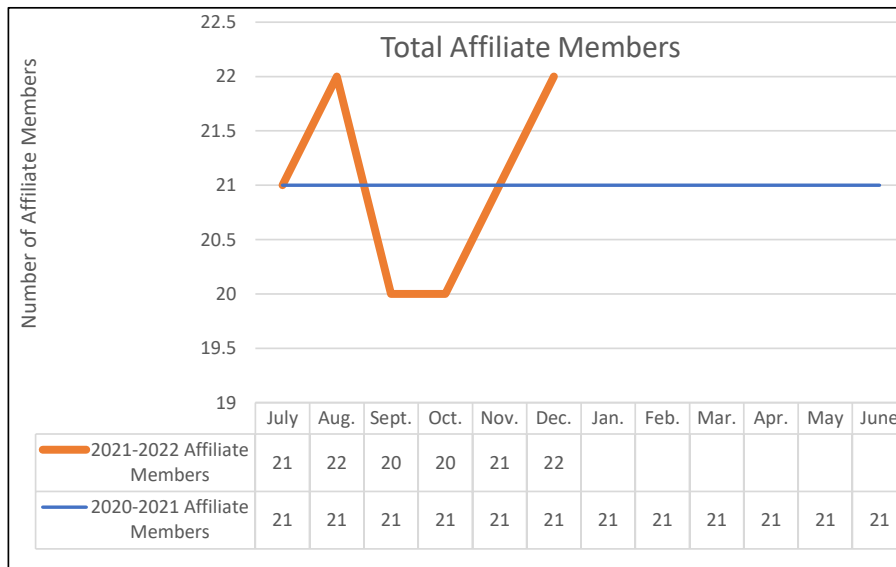
Anniversary Variation	Invoice Date	Index	Employee Count
Naik Group	10/1/2021	-	-
JHA Companies	10/1/2021	0.69	6
ATCS PLC	10/1/2021	0.53	2
GPD Group	10/1/2021	0.38	1
The Lexis Group	10/1/2021	0.30	1

December New Member Firms		
Firm Name	Index	Employee Count
<b>Totals</b>	<b>0</b>	<b>0</b>


YTD New Member Firms		
Firm Name	Index	Employee Count
CMC Engineering	10.08	57
American Engineers Group, LLC	8.69	44
KMJ Consulting, Inc.	3.73	10
<b>Totals</b>	<b>22.5</b>	<b>111</b>

December Drop Member Firms		
Firm Name	Index	Employee Count
<b>Totals</b>	<b>0</b>	<b>0</b>

YTD Drop Member Firms		
Firm Name	Index	Employee Count
Malarkey Consulting, Inc.	1.00	1.00
ATANE Engineers, Architects and Land Surveyors, P.C.	6.98	30.00
L.R. Kimball		
<b>Totals</b>	<b>7.98</b>	<b>31</b>

[illegible][illegible][illegible]





## **2021 CEPA PAC Contributors**

*As of December 31, 2021*

2021 CEPA PAC Goal - \$25,000

Contributions received to date - **\$18,450**

Total PAC Fund to date - **\$40,101.94**

### **\$1,000 - \$2,500**

---

Erdman Anthony PAC  
Kevin Johnson, Traffic Planning & Design  
Larson Design Group PAC  
Michael Baker International PAC

### **\$500 - \$999**

---

Larry Bankert, Kimley-Horn  
Sandra Basehore, Skelly and Loy, A Terracon Company  
Mike Bougher, Stantec Consulting Services, Inc.  
Rose Bougher, AD Marble & Co., Inc.  
Greg Brennan, Alfred Benesch & Company  
Janet Cunningham, JBC Associates, Inc.  
Eric Frary, Michael Baker International  
Ryan Gargan, Lochner  
Michael Girman, AECOM  
William Gross, HDR  
Troy Holloway, Century Engineering, Inc.  
Mark Kinnee, Urban Engineers, Inc.  
James Maloney, Johnson, Mirmiran & Thompson, Inc.  
Joyce Markosky, The Markosky Engineering Group, Inc.  
Mark Markosky, The Markosky Engineering Group, Inc.  
Paul McNamee, KCI Technologies, Inc.  
Eric Meyer, Whitman, Requardt & Associates  
Casey Moore, McMahon Associates, Inc.  
Andrew Pennoni, Pennoni  
Damon Rhodes, Larson Design Group, Inc.  
Joseph Riley, WSP USA  
Rosanna Smithnosky, Susquehanna Civil, Inc.  
Glenn Stickel, SAI Consulting Engineers, Inc.  
Eric Veydt, Gannett Fleming, Inc.

### **\$250 - \$499**

---

Gerald Fry, AECOM Technical Services  
Alex Houseal, STV Inc.

Jeffrey MacKay, NTM Engineering, Inc.  
Donna Newell, NTM Engineering, Inc.  
John Newell, NTM Engineering, Inc.  
Rachel Tereska, NTM Engineering, Inc.

\$1 - \$249

---

Jeffrey Knueppel, KCI Technologies, Inc.  
Eric Martz, KCI Technologies, Inc.  
Robert Nuss, KCI Technologies, Inc.  
Chris Perks, Johnson, Mirmiran & Thompson, Inc.  
Marc Pinto, Susquehanna Civil, Inc.  
Perry Schweiss, SPK Engineering, Inc.  
Brian Teles, Gannet Fleming, Inc.

State Goal Status Report - ACEC/PAC 2021

2019-2021: ACEC/PAC Chair: Gary Raba, Raba Kistner (TX)      ACEC/PAC Vice Chair: Jason Matson, Kimley-Horn (CA), Kevin McOmber, CPL (GA)									
	2021 State ACEC/PAC Goal	2021 Amount Raised	2021 Amount Remaining	% of Goal Reached	2020 Amount Raised	2020 Goal Met	ACEC/PAC Champion	Firm	Email
Alaska	\$ 7,095.00	\$7,950	-\$855	112%	\$ 7,900.00	x	Matt Stone	HDR	<a href="mailto:Matthew.Stone@hdrinc.com">Matthew.Stone@hdrinc.com</a>
Alabama	\$ 9,630.01	\$10,650	-\$1,020	111%	\$ 10,400.00	x	Stephen Speaks	Larry E Speaks and Associates	<a href="mailto:sspeaks@lespeaks.com">sspeaks@lespeaks.com</a>
Arkansas	\$ 8,109.48	\$9,700	-\$1,591	120%	\$ 12,320.00	x	Brad Hammond Roger Dodds	Olsson FTN Associates	<a href="mailto:bhammond@olssonassociates.com">bhammond@olssonassociates.com</a> <a href="mailto:rod@ftn-assoc.com">rod@ftn-assoc.com</a>
Arizona	\$ 20,352.42	\$23,300	-\$2,948	114%	\$ 20,975.00	x	Chuck Christiansen Justan Rice	Premier Engineering Corporation ACEC Arizona	<a href="mailto:cchristiansen@pre-engr.com">cchristiansen@pre-engr.com</a> <a href="mailto:president@acecac.com">president@acecac.com</a>
California	\$ 93,436.12	\$77,876	\$15,560	83%	\$ 64,175.76		Jason Matson	Kimley-Horn	<a href="mailto:jason.matson@kimley-horn.com">jason.matson@kimley-horn.com</a>
Colorado	\$ 52,731.28	\$9,625	\$43,106	18%	\$ 19,352.54		Anthony Marcello	Parsons	<a href="mailto:tony.marcello@parsons.com">tony.marcello@parsons.com</a>
Connecticut	\$ 7,000.00	\$12,070	-\$5,070	172%	\$ 10,410.00	x	Kevin Hussain	AI Engineers, Inc.	<a href="mailto:khussain@aiengineers.com">khussain@aiengineers.com</a>
Delaware	\$ 4,286.33	\$9,235	-\$4,949	215%	\$ 5,550.00	x	Ted Januszka	Pennoni Associates, Inc.	<a href="mailto:tjanuszka@pennoni.com">tjanuszka@pennoni.com</a>
Florida	\$ 62,738.50	\$67,141	-\$4,402	107%	\$ 62,825.00	x	Peter Moore Jason Webber	Chen Moore and Associates Kimley-Horn	<a href="mailto:pmoore@chenmoore.com">pmoore@chenmoore.com</a> <a href="mailto:Jason.Webber@kimley-horn.com">Jason.Webber@kimley-horn.com</a>
Georgia	\$ 40,291.47	\$50,075	-\$9,784	124%	\$ 42,673.00	x	Rick Toole	Benesch	<a href="mailto:rtoole@benesch.com">rtoole@benesch.com</a>
Greater Pittsburgh	\$ 2,312.78	\$550	\$1,763	24%	\$ 625.00		Bryan Metzler	T3 Global Strategies, Inc.	<a href="mailto:bmetzler@t3gs.com">bmetzler@t3gs.com</a>
Hawaii	\$ 11,154.22	\$16,247	-\$5,093	146%	\$ 13,000.00	x	David B. Bills	Bills Engineering	<a href="mailto:dbills@billsengineer.com">dbills@billsengineer.com</a>
Iowa	\$ 10,184.29	\$13,420	-\$3,236	132%	\$ 13,930.00	x	David Moeller	Snyder & Associates, Inc.	<a href="mailto:dmoeller@snyder-associates.com">dmoeller@snyder-associates.com</a>
Idaho	\$ 7,095.79	\$7,350	-\$254	104%	\$ 7,400.00	x	Jon Gellings	Murray, Smith & Associates	<a href="mailto:jonathan.gellings@murraysmith.us">jonathan.gellings@murraysmith.us</a>
Illinois	\$ 49,493.39	\$65,130	-\$15,637	132%	\$ 68,004.66	x	Tanya Adams Bruce Schopp	WSP USA Oates Associates	<a href="mailto:tanya.adams@wsp.com">tanya.adams@wsp.com</a> <a href="mailto:Bruce.Schopp@oatesassociates.com">Bruce.Schopp@oatesassociates.com</a>
Indiana	\$ 19,427.31	\$37,350	-\$17,923	192%	\$ 35,020.00	x	John Brand	Butler, Fairman & Seufert, Inc.	<a href="mailto:jbrand@bfsenar.com">jbrand@bfsenar.com</a>
Kansas	\$ 15,726.87	\$17,494	-\$1,767	111%	\$ 9,933.00		Agnes Otto	Burns	<a href="mailto:aotto@burnsmcd.com">aotto@burnsmcd.com</a>
Kentucky	\$ 12,164.22	\$10,864	\$1,300	89%	\$ 12,165.00	x	Mitch Green	HMB Professional Engineers	<a href="mailto:mgreen@hmbpe.com">mgreen@hmbpe.com</a>
Louisiana	\$ 24,052.86	\$18,750	\$5,303	78%	\$ 24,055.00	x	Sergio Girau Kenny Smith	Linfield, Hunter & Junius T. Baker Smith	<a href="mailto:sgirau@lhjunius.com">sgirau@lhjunius.com</a> ; <a href="mailto:Kenneth.Smith@tbsmith.com">Kenneth.Smith@tbsmith.com</a>
Massachusetts	\$ 23,821.59	\$27,625	-\$3,803	116%	\$ 24,675.00	x	Robin Greenleaf Lisa Brothers Dennis Coffey	Architectural Engineers, Inc. Nitsch Engineering HNTB	<a href="mailto:rgreenleaf@arcengrs.com">rgreenleaf@arcengrs.com</a> <a href="mailto:lbrothers@nitscheng.com">lbrothers@nitscheng.com</a> <a href="mailto:cuppacoffey22@verizon.net">cuppacoffey22@verizon.net</a>
Maryland	\$ 21,794.22	\$25,350	-\$3,556	116%	\$ 23,800.00	x	Tony Frascarella Alan Straus	Century Engineering AECOM	<a href="mailto:tfrascarella@centuryeng.com">tfrascarella@centuryeng.com</a> <a href="mailto:alan.straus@aecom.com">alan.straus@aecom.com</a>
Maine	\$ 8,144.02	\$8,365	-\$221	103%	\$ 8,600.00	x	Carolyn Bird	Casco Bay Engineering	<a href="mailto:carolynb@cascobayengineering.com">carolynb@cascobayengineering.com</a>
Michigan	\$ 24,515.42	\$24,585	-\$70	100%	\$ 26,381.00	x	Robert Rayl	RS Engineering	<a href="mailto:rroyl@rs-eng.com">rroyl@rs-eng.com</a>
Minnesota	\$ 21,338.51	\$24,625	-\$3,286	115%	\$ 25,450.00	x	Jack Corkle Chris Leverett	WSB Kimley-Horn	<a href="mailto:jcorkle@wsbeng.com">jcorkle@wsbeng.com</a> <a href="mailto:chris.leverett@kimley-horn.com">chris.leverett@kimley-horn.com</a>
Missouri	\$ 23,763.34	\$24,350	-\$587	102%	\$ 25,666.66	x	Marc Alper	Alper Audi, Inc.	<a href="mailto:marc.alper@alperaudi.com">marc.alper@alperaudi.com</a>
Mississippi	\$ 12,164.22	\$6,650	\$5,514	55%	\$ 12,164.00	x	Hunter Arnold	Waggoner Engineering, Inc.	<a href="mailto:hunter.arnold@waggonereng.com">hunter.arnold@waggonereng.com</a>
Montana	\$ 6,789.52	\$10,200	-\$3,410	150%	\$ 7,750.00	x	Chris Anderson	DJ & A, P.C.	<a href="mailto:chris@djanda.com">chris@djanda.com</a>
Metro Washington	\$ 10,669.25	\$11,476	-\$807	108%	\$ 11,075.00	x	Pedro Capestany	AECOM	<a href="mailto:Pedro.capestany@aecom.com">Pedro.capestany@aecom.com</a>
North Carolina	\$ 35,616.74	\$37,810	-\$2,193	106%	\$ 37,785.00	x	Liz Phipps Paul Meehan	KCI Associates of NC, PA. HDR	<a href="mailto:liz.phipps@kci.com">liz.phipps@kci.com</a> <a href="mailto:paul.meehan@hdrinc.com">paul.meehan@hdrinc.com</a>
North Dakota	\$ 8,616.32	\$6,850	\$1,766	80%	\$ 10,800.00	x	Mark Scheid	Ulteig	<a href="mailto:mark.scheid@ulteq.com">mark.scheid@ulteq.com</a>
Nebraska	\$ 12,909.49	\$13,625	-\$716	106%	\$ 13,550.00	x	Terry Atkins	Lamp Rynearson	<a href="mailto:terry.atkins@lra-inc.com">terry.atkins@lra-inc.com</a>
New Hampshire	\$ 6,082.11	\$6,089	-\$7	100%	\$ 6,089.00	x	Chris Mulleavey	Hoyle, Tanner & Associates	<a href="mailto:cmulleavey@hoyletanner.com">cmulleavey@hoyletanner.com</a>
New Jersey	\$ 22,807.91	\$23,645	-\$837	104%	\$ 23,425.00	x	Gary Hultfish	HNTB	<a href="mailto:ghultfish@hntb.com">ghultfish@hntb.com</a>
New Mexico	\$ 8,264.46	\$5,253	\$3,011	64%	\$ 8,650.00	x	Dawn Tibbetts	ACEC/NM	<a href="mailto:acecnm@acecnm.org">acecnm@acecnm.org</a>
Nevada	\$ 6,013.22	\$4,500	\$1,513	75%	\$ 2,000.00		Scott Plummer	GCW	<a href="mailto:splummer@gcwengineering.com">splummer@gcwengineering.com</a>
New York	\$ 60,620.76	\$73,671	-\$13,050	122%	\$ 67,795.00	x	Lee Ecker	CHA	<a href="mailto:lecker@chacompanies.com">lecker@chacompanies.com</a>
Ohio	\$ 26,575.23	\$28,288	-\$1,713	106%	\$ 29,416.00	x	Greg Heaton	Crawford, Murphy, & Tilly, Inc.	<a href="mailto:gheaton@cmtengr.com">gheaton@cmtengr.com</a>
Oklahoma	\$ 11,657.37	\$9,874	\$1,783	85%	\$ 11,699.99	x	Keith Angier	MacArthur Associated Consultants	<a href="mailto:kangier@maccock.com">kangier@maccock.com</a>
Oregon	\$ 19,766.85	\$23,700	-\$3,933	120%	\$ 23,175.00	x	Tony Roos Mark Leece Tonya Finley	Kittelson PBS Portland David Evans and Associates	<a href="mailto:troos@kittelson.com">troos@kittelson.com</a> <a href="mailto:Mark.Leece@pbsusa.com">Mark.Leece@pbsusa.com</a> <a href="mailto:tonya.finley@deainc.com">tonya.finley@deainc.com</a>
Pennsylvania	\$ 33,958.00	\$31,675	\$2,283	93%	\$ 35,075.00	x	Troy Holloway	Century Engineering Inc.	<a href="mailto:tholloway@centuryeng.com">tholloway@centuryeng.com</a>
Rhode Island	\$ 4,714.96	\$4,934	-\$219	105%	\$ 6,850.00	x	Rachel McQuillen	CHA Companies	<a href="mailto:rmcquillen@chacompanies.com">rmcquillen@chacompanies.com</a>
South Carolina	\$ 12,164.22	\$12,190	-\$26	100%	\$ 13,864.96	x	Kylie Page	Insight Group, A Christopher Company	<a href="mailto:kylie.page@insightgrp.com">kylie.page@insightgrp.com</a>
South Dakota	\$ 5,088.11	\$7,625	-\$2,537	150%	\$ 5,725.00	x	Chad Hanisch	Infrastructure and Design Group	<a href="mailto:chadh@infrastructureidg.com">chadh@infrastructureidg.com</a>
Tennessee	\$ 19,260.01	\$25,125	-\$5,865	130%	\$ 20,675.00	x	Steven Field Al Pramuk Jerry Stump	RKK Gresham, Smith and Partners Volkert	<a href="mailto:fieldsteve01@gmail.com">fieldsteve01@gmail.com</a> ; <a href="mailto:al.pramuk@greshamsmith.com">al.pramuk@greshamsmith.com</a> ; <a href="mailto:Jerry.stump@volkert.com">Jerry.stump@volkert.com</a>
Texas	\$ 92,048.46	\$53,750	\$38,298	58%	\$ 38,506.00		Keith Jackson Lee Lenard James Jones Derek Naiser	HNTB BGE Inc Jones Engineering Solutions LNV Inc	<a href="mailto:kbjackson@hntb.com">kbjackson@hntb.com</a> <a href="mailto:llennard@bgeinc.com">llennard@bgeinc.com</a> <a href="mailto:jamesjones@jonesengineeringolutions.com">jamesjones@jonesengineeringolutions.com</a> <a href="mailto:dnaiser@lnvinc.com">dnaiser@lnvinc.com</a>
Utah	\$ 13,876.65	\$15,825	-\$1,948	114%	\$ 14,595.00	x	Leslie Morton	Psomas	<a href="mailto:lmorton@psomas.com">lmorton@psomas.com</a>
Virginia	\$ 21,794.22	\$23,790	-\$1,996	109%	\$ 22,160.00	x	Eric Burke	Moffatt & Nichol	<a href="mailto:eburke@moffatnichol.com">eburke@moffatnichol.com</a>
Vermont	\$ 4,054.74	\$4,104	-\$49	101%	\$ 4,075.00	x	Shawn Kelley	Sanborn Head	<a href="mailto:skelley@sanbornhead.com">skelley@sanbornhead.com</a>
Washington	\$ 26,188.17	\$22,320	\$3,868	85%	\$ 22,127.75		Kathy Cox Czosnyka	Tetra Tech	<a href="mailto:Kathy.Cox-Czosnyka@tetrattech.com">Kathy.Cox-Czosnyka@tetrattech.com</a>
Wisconsin	\$ 17,114.54	\$25,100	-\$7,985	147%	\$ 21,550.00	x	Rose Morgan Gilbert Hantzsch	EMCS, Inc. MSA Professional	<a href="mailto:Rmorgan@emcsinc.com">Rmorgan@emcsinc.com</a> <a href="mailto:ghantzsch@msa-ps.com">ghantzsch@msa-ps.com</a>
West Virginia	\$ 5,017.74	\$5,200	-\$182	104%	\$ 5,700.00	x	Jamie Bumgarner	Meadhunt	<a href="mailto:jamie.bumgarner@meadhunt.com">jamie.bumgarner@meadhunt.com</a>
Wyoming	\$ 8,109.48	\$4,375	\$3,734	54%	\$ 4,800.00		Travis Conklin Zia Yasrobi	Engineering Associates Y2 Consultants	<a href="mailto:travisco@eaengineers.com">travisco@eaengineers.com</a> <a href="mailto:zia@y2consultants.com">zia@y2consultants.com</a>
*In-kinds		\$4,189			\$20,490				
**Fed. PACs		\$0							
***Other		\$15,021			\$9,061				
Earmarked (Conduit)		\$9,550							
<b>Totals:</b>	<b>\$1,085,507.18</b>	<b>\$1,126,081</b>		<b>104%</b>	<b>\$1,085,915</b>				<b>12.31.21</b>



## **2021 ACEC PAC Contributors**

**As of December 31, 2021**

**2021 ACEC PAC Goal \$33,958      YTD Raised \$33,975**

**2020 ACEC PAC Goal-\$33,958, Raised-\$35,075**

### **\$5,000**

**David DeLizza, Pennoni Associates**

### **\$1,000-2499**

---

Gannett Fleming, Inc. PAC  
Kevin Johnson, Traffic, Planning & Design, Inc.  
Larson Design Group PAC  
Mark Markosky, The Markosky Engineering Group, Inc.  
Michael Baker International PAC  
Donna Newell, NTM Engineering, Inc.

### **\$500-999**

---

Sandra Basehore, Terracon Consultants, Inc.  
Michael Bougher, Stantec  
Roseline Bougher, A.D. Marble & Company  
Eric Frary, Michael Baker International  
Michael Girman, AECOM  
Bill Gross, HDR  
Ernest Hanna, GZA Geoenvironmental, Inc.  
Troy Holloway, Century Engineering, Inc.  
Michael Houser, The Markosky Engineering Group, Inc.  
Mark Kinnee, Urban Engineers, Inc.  
James Maloney, Johnson, Mirmiran & Thompson  
Matthew Marquardt, Urban Engineers, Inc.  
Paul McNamee, KCI Technologies, Inc.  
Anastasia McPeak, Pennoni Associates, Inc.  
Eric Meyer, Whitman, Requardt and Associates, LLP  
Casey Moore, McMahon Associates, Inc.  
Andrew Pennoni, Pennoni Associates, Inc.  
Damon Rhodes, Larson Design Group, Inc.  
Joseph Riley, WSP USA  
Rosanna Smithnosky, Susquehanna Civil, Inc.  
Glenn Stickel, SAI Consulting Engineers, Inc.  
Eric Veydt, Gannett Fleming, Inc.  
Lonnie Young, RETTEW Associates, Inc.  
John Zarsky, Pennoni Associates, Inc.

**\$250-499**

---

Thomas Cushman, AECOM

Ryan Gargan, Lochner

Ernest Hanna, GZA Geoenvironmental, Inc.

Joyce Markosky, The Markosky Engineering Group, Inc.

Todd Morris, Pennoni Associates, Inc.

Joseph O'Neil, Whitney, Bailey, Cox & Magnani

Transystems Corporation PAC

Matthew Walerysiak, The Markosky Engineering Group, Inc.

Scott Zeevaart, Gannett Fleming, Inc.

**\$1-249**

---

Earl Armitage, Pennoni Associates, Inc.

Apryle Davis, The Markosky Engineering Group, Inc.

Frank Eells, Gannett Fleming, Inc.

Douglas George, Stantec

Mark Greenholt, Gannett Fleming, Inc.

Matthew Kozsuch, McMahon Associates, Inc.

Dean Mackin, Mackin Engineering Company

James Markham, Pennoni Associates, Inc.

Adam Melewsy, Pennoni Associates, Inc.

Stephen Sartori, Pennoni Associates, Inc.

Leeann Sherman, ACEC/PA

Perry Schweiss, Sucevic, Piccolomini & Kuchar Engineering, Inc.

Matthew Walerysiak, The Markosky Engineering Group, Inc.